



STAFFORD COUNTY FAIR

JULY 11-15, 2023

FAIR BOOK COVER DESIGNED BY AXEL ACOSTA OF
THE JOLLY WORKERS 4-H CLUB

-STAFFORD COUNTY RESIDENTS-

This fair is dedicated to every citizen of Stafford County and is conducted for your education and pleasure. Our goal is to raise the standard of all products of Stafford County. We are asking every citizen to do his or her part by providing exhibits in all classes possible. THIS IS YOUR FAIR!

THANK YOU From the Stafford County Fair Association!

The Officers and Board of Directors of the Stafford County Fair Association would like to take this opportunity to say thank you to all who helped make the Stafford County Fair a success! We recognize:

- To those who donated special items such as tractors, trailers, etc.
- To those who served as superintendents, assistants and in other capacities
- The County Commissioners
- To the City of Stafford and their employees who have been of assistance in preparing the grounds
- To all who have supported this county event with their cash donations.

Your help is appreciated more than you know. Without you, the county fair would not be possible. Thank you again for all you do!

Stafford County Fair Association Officers:

Billy Milton - President

Remington Smith - Vice President

Brianna Milton - Secretary

Stafford County Fair Association Members:

Cody Dick, Baley Doggett, Brian Dunn, Derrick Ferguson, Gates Hunley, Joanna McAlister,
Keith McNickle, John Thrasher

K-State Research & Extension 21 Central District Office Staff

Extension Agents: Trisha Greene , Marissa Hurst, & Jennifer Gleason

Office Professionals: Jean Huntley & Maribel Tovar

Every possible care will be taken to safeguard life and property, but the Stafford County Fair Association and its representatives will not be responsible for any injuries or damage that may be sustained through accident or disease, or from any other cause.

PREMIUM MONEY:

OPEN CLASS:

All OPEN CLASS premium money will be paid out the last day of the fair (Saturday ONLY).
From 10:00 am –12:00. Please see Brianna Milton in the Fair Office.

4-H Premium Checks:

All 4-H ribbon premium checks will be mailed to the 4-H member from the Stafford County Fair Association as soon after the close of the Stafford County Fair as possible.

4-H Premium Auction checks will be mailed to the 4-H member from the Extension Office once all premium money is collected from the buyers.

For any questions
regarding **OPEN CLASS**
information, please
contact Brianna Milton at
620.546.1598 or
sfcountyfair@gmail.com.

For any questions
regarding **4-H**
information, please
contact Marissa Hurst at
620.549.3502 or
mlhurst@ksu.edu

K-STATE
Research and Extension

SCHEDULE OF EVENTS

WEDNESDAY, JULY 5

***9:00 am** 4-H Buymanship Judging Clothing
Construction Judging

***7:00 pm** 4-H Public Style Review Stafford Co. Annex
Building, Community Room, St. John

PUBLIC ENCOURAGED TO ATTEND!

**All judging for Clothing & Textiles takes place
at the Stafford County Annex Community Room &
Extension Office meeting room.*

THURSDAY, JULY 6

9:00 am Fair Ground Clean Up

TUESDAY, JULY 11

All Tuesday events will take place at the
Stafford Recreation Building, Stafford, Ks.

9:00 am 4-H Foods & Nutrition Judging

10:00 am 4-H Visual Arts Judging

1:00 pm 4-H Photography Judging

7:00 pm Hudson Cream Flour BAKEFEST

PARTICIPANTS & PUBLIC INVITED!

WEDNESDAY, JULY 12

***Open Class Foods & Photography
check in and judging will take place at the
Stafford Recreation Building.*

8:00-12:00 pm Check in, 4-H Static Exhibits,
Fairgrounds

8:00-10:00 pm Check in, Open Class Exhibits,
Fairgrounds

8:00-5:00 pm Check in, 4-H Livestock

10:00-12:00 pm Check in, 4-H poultry & rabbits

9:00 am 4-H Plant Science Judging

10:00am 4-H STEM & Electricity,

11:00 am 4-H Woodworking judging, Fairgrounds

10:30 am Open Class judging begins

4:30 pm 4-H Livestock weigh in; Sheep & Goats

5:00 pm Swine; weigh in

5:30 pm Beef, weight in

FARM BUREAU & FRIENDS & FAMILY NIGHT!

5:00-7:00 pm Hamburger & Watermelon Feed

7:00 pm Pedal Pull

1:00-9:00 pm Water Slides

THURSDAY, JULY 13

***8:00 am** 4-H & Open Class Swine Show

3:00 pm 4-H Rabbit and Poultry Show

***7:00 pm** 4-H Sheep and Goat Show

****Pictures of all Grand & Reserve Champions
of each livestock division will be taken
immediately following the show.***

FRIDAY, JULY 14

8:00-9:00 am Check in, Open Class Beef

***9:00 am** 4-H Bucket Calf judging

***4-H & Open Class Beef Show**

5:00-7:00 pm Lion's Club Bar-B-Que

6:30 pm 4-H Council Community Ice Cream Social

7:00 pm Wheat Show Awards

7:00 pm 4-H Premium Auction

Community Night!

8:00 pm Saddle Club Goat Roping at the Rodeo Arena

8:00-10:30 pm Cornhole Tournament

8:00 pm Concert

SATURDAY, JULY 15

9:00 am 4-H Round Robin

10:00-12:00 pm Open Class Premium pick up

10:00 am Check Out All Exhibits

FRIDAY, JULY 21

6:30 pm Swine Carcass Show, Ellinwood

SUNDAY, JULY 23

5:00 pm Beef Carcass Show, Ellinwood

FRIDAY, JULY 28

6:30 pm Swine Carcass Show, Ellinwood

2023 STAFFORD COUNTY FAIR 4-H SCHEDULE

Division	Check in / Weigh In	Check in Location	Judging Time	Type of Exhibit
Beef	July 12 at 5:30 PM	Fairgrounds	July 14 at 9:30 AM	N/A
Beef Carcass Evaluation		Ellinwood Packing Plant	July 23 at 5:00 PM	N/A
Bucket Calf	July 12 at 5:00 PM	Fairgrounds	July 14 at 9:00 AM	N/A
Goats (Meat & Dairy)	July 12 at 4:30 PM	Fairgrounds	July 13 at 8:00 PM	N/A
Sheep	July 12 at 5:00 PM	Fairgrounds	July 13 at 7:00 PM	N/A
Swine	July 12 at 5:30 PM	Fairgrounds	July 13 at 8:00 AM	N/A
Swine Carcass Evaluation		Ellinwood Packing Plant	July 21 at 6:30 PM July 28 at 6:30 PM	N/A
Dog				N/A
Poultry	July 12 8:00 AM to 12:00 PM	Fairgrounds	July 13 at 3:00 PM	N/A
Arts & Crafts	July 12 8:00 AM to 12:00 PM	Stafford Recreation	July 11 at 10:00 AM	Static
Clothing & Textiles	July 12 8:00 AM to 12:00 PM	Stafford Co. Annex	July 5 at 9:00 AM	Static
Energy Management	July 12 8:00 AM to 12:00 PM	Fairgrounds	July 12 at 10:00 AM	Static
Entomology	July 12 8:00 AM to 12:00 PM	Fairgrounds	July 12 at 10:00 AM	Static
Fiber Arts	July 12 8:00 AM to 12:00 PM	Stafford Co. Annex	July 5 at 9:00 AM	Static
Foods & Nutrition	July 12 8:00 AM to 12:00 PM	Stafford Recreation	July 12 at 9:00 AM	Static
Geology	July 12 8:00 AM to 12:00 PM	Fairgrounds	July 12 at 10:00 AM	Static
Notebooks, Posters, & Educational Displays	July 12 8:00 AM to 12:00 PM	Stafford Recreation	July 11 at 1:00 PM	Static
Photography	July 12 8:00 AM to 12:00 PM	Stafford Recreation	July 11 at 1:00 PM	Static
Plant Science	July 12 8:00 AM to 12:00 PM	Fairgrounds	July 12 at 9:00 AM	Static
Shooting Sports- Shotgun Shoot		Stafford Gun Club		N/A
Space Tech / STEM	July 12 8:00 AM to 12:00 PM	Fairgrounds	July 12 at 10:00 AM	Static
Wildlife	July 12 8:00 AM to 12:00 PM	Fairgrounds	July 11 at 1:00 PM	Static
Woodworking	July 12 8:00 AM to 12:00 PM	Fairgrounds	July 12 at 10:00 AM	Static

MARKET WHEAT SHOW

AWARD PRESENTATION WILL BE HELD FRIDAY, JULY 14 AT 7:00 PM BEFORE PREMIUM AUCTION AT STAFFORD COUNTY FAIRGROUNDS.

RULES AND REGULATIONS

- All wheat exhibits shall be produced during the current year in Stafford County.
- All wheat exhibits shall be **COMBINE RUN ONLY**, samples shall consist of one gallon of wheat displayed in a clean glass jar or plastic bag.
- ANY ENTRY WHICH HAS BEEN HAND PICKED AND/OR SCREENED WILL BE DISQUALIFIED
- Optional but preferred for county fair display purposes: The sample should be accompanied by a sheaf of wheat consisting of 30 heads harvested at approximately 18 inches in length. (Bound 3 times firmly) May submit to Extension Office before the fair or bring to County Fair on Wednesday morning of the County Fair.
- Limitation of entries: Each producer may exhibit one (1) entry per variety up to a maximum of three (3) varieties of wheat grown on exhibitor's farm. Landlord may enter if tenant does not. A producer is someone who is recognized by the FSA (Farm Service Agency) as a tenant and/or landowner within the county.

SAMPLES WILL BE JUDGED BY THE FOLLOWING CRITERIA:

Protein.....	225 points
Test Weight.....	200 points
Dockage Factor.....	200 points
Shrunken and Broken Kernels.....	100 points
Completeness of Official Crop Data Card.....	25 points
Variety Selection (milling & baking)	250 points
TOTAL.....	1000 points

ALL WHEAT VARIETIES SHOWN TOGETHER GUARANTEE PREMIUM TO BE GIVEN AWAY

1ST.....	\$50.00
2ND.....	\$40.00
3RD.....	\$30.00
4TH.....	\$20.00
5TH.....	\$10.00

THE SPONSORS OF THIS SHOW ARE:

BTI—Bucklin, Great Bend, Greensburg, Hoxie, Ness City, Pratt

NUTRIEN AG SERVICES —Macksville

AMERICAN PLAINS COOP—Great Bend, Radium, Seward, Pawnee Rock, Albert, Boyd, Ellinwood

KANZA COOP— Dillwyn, St. John, Stafford, Zenith

MID KANSAS AG—St. John

PAWNEE COUNTY CO OP—Larned, Macksville, Garfield, Dartmouth



**HAMBURGER &
WATERMELON
FEED!**

5:00 - 7:00



**Stafford
County
Fairgrounds**



**FARM BUREAU
ASSOCIATION**

Friends &

FAMILY NIGHT

**SANCTIONED
Pedal Pull
7:00 pm**

**REGISTRATION
STARTS AT 6:30**



**Inflatable
Water
Slides!**

**Wednesday
July 12th
1:00 - 9:00**

Community Night

live music
featuring

FIDDLIN' ROUND


featuring **Derek Staub**

Saturday, July 15

8:00 pm

Stafford County Fairgrounds

**Cornhole
Tournament
& Goat Roping
begins at 8:00 pm**



HUDSON CREAM FLOUR BAKEFEST

Superintendent - Tabra Ward

DAY & TIME: ****Tuesday, July 11, 2023****

Stafford Recreation Building

Stafford, Kansas

ENTRIES DUE: 6:30 p.m. – 7:00 p.m.

Judging Begins at 7:00 p.m.

ALL AGES:

- Fruit Pie
- Specialty Yeast Bread
- Quick Bread
- Chocolate Cake (2+ layer)

KIDS: (16 & UNDER)

- Cookies
- Chocolate Cake (1 layer)

PRIZES FOR EACH CATEGORY:

1st- \$25, 2nd- \$15, 3rd- \$10, 4th- \$5, 5th- \$5, 6th- \$5

****All entries become the property of the Fair Board and will be sold following the Bakefest.****

GENERAL RULES

- Each recipe must use Hudson Cream Flour and be an original work of the entrant (no mixes). Please note which variety of flour was used on the recipe card. (i.e. whole wheat, white, self rising)
- An entry form (below) & recipe (typed or hand written) must be included with each entry.
- Once a person wins with a given recipe he/she may not enter that recipe again.
- All products and recipes submitted become the property of the Stafford County Fair Board. PLEASE bring items in disposable containers as they will not be returned.
- For food safety purposes, any food with custard or dairy based fillings (i.e. cream cheese, raw eggs) "canned" bread or cakes in a jar, fresh fruit toppings or any food requiring refrigeration (i.e. bacon), or unbaked exhibits with raw flour will be disqualified and not judged.

SPECIFIC CLASS RULES

- Fruit Pies: 1 whole pie, no larger than 9" in aluminum, disposable pie plate. No cream pies or pies using eggs, egg whites or milk in the filling can be accepted.
- Specialty Yeast Breads: 1 whole unit (loaf, tea ring, etc.) or 1 pan of sweet rolls (cinnamon rolls etc.) on a disposable board, or in a disposable container.
- Quick Bread: 1 whole loaf (fruit and nuts may be added/cooked in the batter, no yeast)
- Chocolate Cake: 1 whole cake, must have at least 2 layers, and up to a maximum of 4 layers. Frosting may be used and any frosting using dairy must be cooked (please include frosting recipe with recipe card).
- Kid's Cookies: 3 cookies
- Kid's Cake: 1 whole cake, single layer, 8 or 9" round or square. Frosting may be used and any frosting using dairy must be cooked (please include frosting recipe with recipe card).

HUDSON CREAM FLOUR— BAKEFEST ENTRY FORM

Entries Due: Tuesday, July 11, 2023, 6:30 p.m. - 7:00 p.m.

Judging Begins at 7:00 p.m. at the Stafford County Recreation Building, Stafford, Ks.

Quick Bread Contest

Specialty Bread Contest

Fruit Pie Contest

Chocolate Cake (2+ layer)

Kid's Cookies

Kid's Chocolate Cake (1 layer)

Name: _____ Phone: _____

Please submit an entry form with each item. Additional forms will be available at drop-off

GENERAL RULES & REGULATIONS

RULE 1 -- INTERPRETATIONS, AMENDMENTS, AND VIOLATIONS.

Section I -- The Executive Committee of the Stafford County Fair Association reserve the right to interpret these rules and regulations and arbitrarily settle all questions arising in connection with the Fair that shall be held under the management of this Board.

Section II -- The Executive Committee reserves the right to amend or add to these rules as they in their judgement, deem it advisable. In the event of a conflict of general and special rules, the latter will govern.

Section III -- Any person who violates any general or special rule will forfeit all privileges and premiums.

Section IV -- In case there is not sufficient premium money to pay all premiums in full, money will be prorated.

RULE 2 - ENTRY REQUIREMENTS

Section I -- All entries to the Stafford County Fair are free but no unworthy entry will be received for exhibit.

Section II -- All property of any character entered at the Fair for any purpose shall be subject to the control of the Superintendent in charge.

RULE 3 - EXHIBITOR: DUTIES AND PRIVILEGES

Section I -- Any individual from Stafford County or other counties may exhibit in open class competition but only members of Stafford County 4-H Clubs may exhibit in 4-H competition. Stafford County 4-H Clubs, and open class exhibitors shall have priority over non-residents for exhibit space.

Section II -- If it be ascertained that any exhibitor has or caused to be made any false statement in regard to any exhibit or if any exhibitor shall attempt to interfere with the judges in the performing of their duties, he shall be excluded from all competition or exhibition on the grounds of the Fair Association and any awards that he may have received may be forfeited at the discretion of the board.

Section III -- The decision of the judges shall be final.

RULE 4 - POWER AND LIABILITIES OF THE FAIR ASSOCIATION

Section I -- The management will use every precaution to guard against extortion in any form or the Fairgrounds and any violation of this rule shall result in forfeit of every privilege, contract on money paid in and expulsion from the grounds.

Section II -- The management reserves the right to remove from the grounds any exhibit, animal, concession, or show that may be falsely entered, or may be deemed unsuitable or objectionable, or to remove any sign, banner, identification mark or signature or advertising matter of any kind which may be deemed objectionable.

Section III -- No diseased animal will be permitted to be exhibited or occupy space at the Fair and every precaution will be taken to enforce this rule. However, the management will not be responsible for any loss or damage that may be sustained by anyone through violation of this rule.

Section IV -- No claim for an injury to any person or property shall be asserted or suit instituted or maintained against the Fair Association, its officers or agents, corporation or firms as a result of damage sustained on the grounds at this fair.

RULE 5 - AWARDS

Section I -- Premiums will be paid on the first, second, and third place exhibits in each class in Open Class unless otherwise stated. Only one first place, one second, and one third place ribbon will be given per open class. Money placings will be \$3.; \$2.; \$1. Unless otherwise stated.

Section II -- It will be left to the discretion of the Superintendent to have the judge award a champion and reserve champion in the open class division.

Section III -- No ribbon or premiums will be awarded on articles not mentioned in this catalog.

Section IV -- Classes will be judged according to quality of entries in that class. Trophies and ribbons will be awarded accordingly. Single entries do not necessarily merit championship or blue ribbon placing.

RULE 6 - MISCELLANEOUS

Section I -- All rights that are applicable shall be made a part of all contracts made with concessionaires.

Section II -- A Superintendent will be appointed for each department, whose duty it shall be to receive exhibits, properly classify them, and assist the judges. Assistant and Junior Superintendents will assist.

Section III -- All Livestock entries shall be made using the open class entry form found in the open class section of this fair book. All open class Livestock entries must be entered on the Open class entry form by July 11th and Shepherd's Lead entries must be entered on the Open class entry form and sent to 21 Central District Stafford County Extension Office, PO Box 398, St. John, Kansas 67576. An entry is required for each exhibit. Pre entries will be made according to department rules.

Section IV -- NO Stafford County 4-H and/or open class livestock exhibited by Stafford County 4-H'ers, except 4-H Sale Livestock, shall be released before the stated release time. Early removal of exhibits will result in forfeiting of ribbons, trophy, and premiums.

OPEN CLASS --- FLORICULTURE

- All exhibits must be entered between 8 am – 10 am on Wednesday during the fair.
- Judging will begin at 11:00 a.m.
- Competition is open to residents of Stafford and adjoining counties.
- Each exhibitor is limited to 2 entries per class.
- All exhibits in the Floriculture department must be grown/made in current year. Plants must have been in possession of the exhibitor at least 60 days with the exception of plant material for floral arrangements. Those may be obtained elsewhere.
- Where there is no competition, exhibits will be judged on individual merit and receive premium and ribbon accordingly.
- All cut specimens MUST be entered in clear glass containers, bottles, bud vases or fruit jars of appropriate size.
- Containers and accessories should be picked up no earlier than noon Saturday.
- Information about exhibiting flowers can be found online in the publication "Preparing Cut Flowers for Exhibit", available at <http://www.bookstore.ksre.ksu.edu/4H826.pdf>
- There will be a professional division, adult division, teen, and youth division for all class numbers. Please mark (P) for professional; someone who grows or designs flowers as their occupation or for resale. (A) for adult (19 and up), (T) for teens (13-18 yrs. of age) or (Y) for youth (5-12 yrs. of age) before each class number to specify age division.
- All premiums will be \$3. \$2. \$1 in each class.
- An Overall Grand Champion and Reserve Champion will be selected from all classes combined.

HOUSE PLANTS

- 101001. Foliage plant (green, variegated, color, etc.)
- 101002. Vining Plant (green, variegated, color, etc.)
- 101003. Fern (any variety; Ex.: Spengeri/Asparagus, True fern, Foxtail, etc.)
- 101004. Cactus or succulent
- 101005. Established terrarium
- 101006. Bonsai Tree

CUT FLOWERS

Annuals & Perennials:

- 102001. Chrysanthemums
- 102002. Best collection of cut wildflowers
- 102003. Best collection of cut annuals—up to 5 varieties
- 102004. Best collection of cut perennials—up to 5 varieties
- 102005. Hybrid Tea Rose (1 blossom)
- 102006. Floribunda Rose (1 blossom)
- 102007. Miniature Rose (no less than 3 blossoms)
- 102008. Zinnias, 1 large
- 102009. Zinnias, 3 small, same variety
- 102010. Marigold, 1 large
- 102011. Marigold, 3 small; same variety
- 102012. Petunia, single bloom, 3 stems
- 102013. Petunia, double bloom, 3 stems
- 102014. Snapdragon, 3 stems
- 102015. Geranium, 1 stem
- 102016. Domestic Sunflower, 1 stem
- 102017. Echinacea/Cone Flower, 1 variety, 1 stem
- 102018. Scabiosa, 3 stems
- 102019. Sunflower, 1 blossom in bloom
- 103020. Lily, 1 stem
- 103021. Hibiscus (1 blossom)
- 103022. Daisies (3 blossoms)
- 103023. Any other annual, 1 stem
- 103024. Any other perennial, 1 stem

FLORAL ARRANGEMENTS

- 103001. Table Arrangement (seen from all sides)
- 103002. Seasonal/Holiday themed arrangement (patriotic, fall harvest, winter/Christmas, spring/Easter, etc.)
- 103003. Dried flower arrangement
- 103004. Kansas Arrangement using Sunflowers
- 103005. Teacup/Miniature arrangement not to exceed 5" in height & width. Exhibitor may use actual teacup for vase or other small container to enhance arrangement.) Fresh or artificial flowers may be used.
- 103006. Cut Flower arrangement (any size & color vase may be used for this class.)
- 103007. Corsages
- Most Unusual (creative use of object as container and/or use of unusual flowers)
- 103009. Any other arrangement

POTTED CONTAINERS (1 container)

Exhibitor should attach notecard listing varieties in each collection.

104001. Mixed Variety Hanging Basket—more than 1 variety of flower; planted by exhibitor in hanging basket of their choice. (no pre-planted purchased hanging baskets may be entered/exhibited)

104002. Single Variety Hanging Basket—1 variety of flower; planted by exhibitor in hanging basket of their choice. (no pre-planted purchased hanging baskets may be entered/exhibited)

104003. Potted container - up to 10 varieties; planted by exhibitor in container of choice. (no pre-planted purchased containers may be entered/exhibited)

104004. Most unusual potted container— Creative use of an object as a potted container. May include but not limited to farm implements, discarded kitchen bowls, old boots, hollowed out tree stump, etc. Planted by exhibitor.

104005. Any other potted container

104006. Fairy Garden

OPEN CLASS --- CROPS & GARDENS

DIVISION – CROPS

- All exhibits must be entered by 8 am - 10 am on Wednesday during the fair. Judging will begin at 10:30.
- Competition open to residents of Stafford and adjoining counties.
- There will be a adult division, and teen division for all class numbers. Please mark (A) for adult (19 and up), or (T) for teens (13-18 yrs. of age) before each class number to specify age division.
- Where there is no competition, exhibits will be judged on individual merit and receive premium and ribbon accordingly.
- Exhibits and ribbons cannot be removed before noon Saturday.
- All premiums will be \$3. \$2. \$1 in each class.
- An Overall Grand Champion & Reserve Champion will be selected from all classes combined.
- No duplicate entries will be accepted from one farm.
- Name of hybrid or variety must be listed on the entry tag.
- Each class will be divided into dryland and irrigated production as needed.
- Place a label on the outside of the jar and a label in the grain inside the jar.
- Immature grain sorghum heads will not be penalized for immaturity.
- Exhibit only the number or amount specified in each class.
- Handpicked entries are discouraged.
- To encourage producers to exhibit mature crops, some classes will be harvested the previous year.
- The Market Wheat Show is a separate contest with its own rules.

WHEAT– SEE THE MARKET WHEAT SHOW CONTEST

201001– Barley– 1 Gallon, any variety

201002– Oats– 1 Gallon, any variety

201003– Rye– 1 Gallon, any variety

201004–Triticale– 1 Gallon, any variety

201005– Soybeans– 1 Gallon, any variety, Exhibit consists of one gallon sample of seed, 2022 crop

201006– Soybeans– bundle of 5 plants

201007– Hybrid Grain Sorghum– ten head exhibit

201008– Hybrid Forage Sorghum– Exhibit consist of the entire plant; no roots; 10 plants

201009– Other Forage Sorghum– Exhibit consist of the entire plant; no roots; 10 plants

201010– Alfalfa Seed– 1 Gallon Sample, any variety

201011– Alfalfa Hay– Exhibit to consist of one flake or slice from a rectangular bale or a 10 inch section cut from a round bale. The flake or slice should be approximately 6 inches in thickness and tied in two directions.

201012– Native Grass Hay– Exhibit to consist of one flake or slice from a rectangular bale or a 10 inch section cut from a round bale. The flake or slice should be approximately 6 inches in thickness and tied in two directions.

201013– Cool Season Grass Hay- Exhibit to consist of one flake or slice from a rectangular bale or a 10 inch section cut from a round bale. The flake or slice should be approximately 6 inches in thickness and tied in two directions.

201014– Brome Grass Seed– 1 Gallon Sample of Seed

201015– Other Tame Grasses- 1 Gallon Sample of Seed

201016– Corn- ten ear exhibit, white

201017– Corn- ten ear exhibit, yellow

201018– Corn- 1 Gallon from harvest 2022, Any variety, white

201019– Corn- 1 Gallon from harvest 2022, Any variety, yellow

201020– Sunflowers– Confectionery heads-3 head exhibit
201021– Sunflowers– Confectionery seeds– 1 gallon sample
201022-Sunflowers– Oil Seed heads– 3 head exhibit
201023-Sunflowers– Oil Seeds– 1 Gallon
201024– Edible Field Beans– 1 Gallon
201025– Edible Field Beans– bundle of 5 plants
201026– Cotton– 10 open bolls, not plants. Place in a bag that breaths (no sealed plastic) so mold doesn't develop
201027– Miscellaneous Crops– Exhibit must consist of 1 Gallon Sample of seed or 10 heads produced from the current year.

OPEN CLASS --- GARDENS

- All exhibits must be entered by 8 am - 10 am on Wednesday during the fair . Judging will begin at 10:30.
- Competition open to residents of Stafford and adjoining counties.
- Each exhibitor is limited to 2 entries per class.
- There will be a professional division, adult division, teen, and youth division for all class numbers. Please mark (P) for professional; if you are a commercial grower or grow food products for resale, (A) for adult (19 and up), (T) for teens (13-18 yrs. of age) or (Y) for youth (5-12 yrs. of age) before each class number to specify age division.
- All entries in this department must be grown by the exhibitor in current year.
- Information about exhibiting produce is available in the publication "Exhibiting Fruits and Vegetables" available at the Extension Office or online at www.bookstore.ksre.ksu.edu/pubs/c405.pdf
- Where there is no competition, exhibits will be judged on individual merit and receive premium and ribbon accordingly.
- All garden produce should be exhibited on a sturdy plate, bowl or container that will support the weight of the produce.
- Exhibits and ribbons cannot be removed before noon Saturday.
- All premiums will be \$3. \$2. \$1 in each class. Classes 203001-203019 will be one premium of \$5.
- An Overall Grand Champion & Reserve Champion will be selected from all classes combined.

GARDENS

202001. Red potatoes, 5
202002. White potatoes, 5
202003. Russet potatoes, 5
202004. Sweet potatoes, 5
202005. Onions, 5
202006. Cantaloupe, 1
202007. Honeydew melon, 1
202008. Watermelon, 1
202009. Winter squash, 1
202010. Butternut squash, 1
202011. Summer squash, 1
202012. Zucchini, 1
202013. Pumpkin, 1
202014. Table beets, 5
202015. Cabbage, 1 head
202016. Tomatoes, round slicing, 5
202017. Tomatoes, cherry, 5
202018. Tomatoes, any other variety, 5
202019. Carrots, 5
202020. Beans, green, 12
202021. Beans, any other, variety, 12
202022. Sweet peppers, 5
202023. Hot Peppers, 5
202024. Eggplant, 1
202025. Cucumbers, slicing, 5
202026. Cucumbers, pickling, 5
202027. Rhubarb, 5 stalks
202028. Okra, 5
202029. Any other vegetable not listed
202030. Grapes, any variety, 5
202031. Apples, any variety, 5

- 202032. Peaches, any variety, 5
- 202033. Pears, any variety, 5
- 202034. Berries, any variety, 5
- 202035. Any other fruit not listed

MISCELLANEOUS GARDEN

- 203001. Largest Onion
- 203002. Heaviest Beet
- 203003. Heaviest Watermelon
- 203004. Heaviest Cantaloupe
- 203005. Heaviest Pumpkin
- 203006. Heaviest Honeydew
- 203007. Heaviest Squash
- 203008. Heaviest Turnip
- 203009. Heaviest Sweet Potato
- 203010. Heaviest Smooth Irish Potato
- 203011. Heaviest Tomato
- 203012. Heaviest Cucumber
- 203013. Heaviest Cabbage
- 203014. Tallest Corn Stalk
- 203015. Most Unusual Fruit or Vegetable
- 203016. Tallest Sunflower (domestic)
- 203017. Soybean plant with most pods
- 203018. Corn stalk with most ears
- 203019. Longest Zucchini

GARDEN DISPLAY

204001. Best Display Garden Produce - a collection of at least 5 different fresh vegetables and/or fruits with not more than 2 varieties of any one kind. The number of specimens of the different vegetables and/or fruits exhibited are: large - 1 each, medium - 5 each, small - 12 each

SCARECROWS

- 205001. Scarecrow - Entry may be made as an individual or as a group project. All scarecrows measuring from floor to top must be under 6 feet, and must be secured to a 6-foot stake. Accessories, if used, must be firmly attached to scarecrow. Entries will be judged on eye appeal, construction, use of materials and durability.
- 205002. Old Fashioned Scarecrow - a traditional farm or garden scarecrow used to scare birds away from crops
- 205003. Celebrity or Character Look-Alike Scarecrow - one made to resemble a celebrity, such as entertainer, TV personality, sports figure, cartoon etc. **INCLUDE NAME OF CELEBRITY ON ENTRY.**

OPEN CLASS --- FOODS & NUTRITION

- All exhibits must be entered between 8 am - 10 am on Wednesday at the Stafford Recreation Building. Judging will begin at 10:30.
- Competition open to residents of Stafford and adjoining counties.
- Each exhibitor is limited to 2 entries per class, but MUST BE from different recipes. Recipes should accompany exhibit.
- All entries in this department must have been made by the person in whose name the entry is made.
- Where there is no competition, exhibits will be judged on individual merit and receive premium and ribbon accordingly.
- Any baked good that can be removed from the pan should be placed on a desirable size disposable plate, covered cardboard cut to fit the size of the product, or disposable container of appropriate size. Place in a clear food grade plastic bag and fasten with a twist tie. If providing the recipe, secure to outside of bag with tape or twist tie.
- NOTE: Recipe is not required for open class.
- For food safety purposes, any food with custard and dairy-based fillings and frostings (ex. Cream cheese), raw eggs, flavored oils, "canned" bread or cakes in a jar, fresh fruit, any food requiring refrigeration (ex. Bacon), or unbaked exhibit with raw flour (ex. No-Bake cookies) will be disqualified and not judged. Refer to K-State Research and Extension publication, 4-H888, Judge's Guide for Food and Nutrition Exhibits for more information to help you make informed, safe food decisions.
- Articles cannot be removed before noon on the last day of fair (Saturday).
- All premiums will be \$3. \$2. \$1 in each class. Class 300100 will be one premium of \$5.
- An Overall Grand Champion & Reserve Champion will be selected from all classes combined.

Class:

300100. Kitchen Collectibles – Do you have a collection of aprons, cookie cutters, rolling pins or other kitchen collectibles? Here's your chance to show them off! Bring at least 7 items from your collection and display them attractively (on a little clothespin, in a shadow box or shelf, on a brightly colored kitchen towel, etc.). Also include a short narrative about your collection on a 3 x 5 card.

BAKED GOODS

Breads

- 301001. Yeast bread, white, 1 standard loaf
- 301002. Yeast bread, whole wheat, 1 standard loaf
- 301003. Yeast Dinner rolls, white, 3
- 301004. Yeast Dinner rolls, whole wheat, 3
- 301005. Specialty Yeast Dough, 1 whole product
- 301006. Cinnamon or Sweet rolls, 3
- 301007. Any other yeast product
- 301008. Muffins, any variety, 3
- 301009. Quick bread, nut or fruit, 1 standard loaf

Cakes

- 302001. Angel Food, unfrosted, 1 whole
- 302002. Bundt, 1 whole
- 302003. Chocolate, 1 whole
- 302004. Layer cake, any flavor except chocolate, 1 whole
- 302005. Any other cake, 1 whole.

Cookies

- 303001. Brownies, 3
- 303002. Any other bar cookie, spread dough in pan, bake and cut, 3
- 303003. Sugar cookies, 3
- 303004. Any other rolled cookie, dough is rolled flat and cut into shapes, 3
- 303005. Chocolate Chip cookies, 3
- 303006. Any other drop cookie, dough is dropped by teaspoonful onto baking sheet, 3
- 303007. No Bake cookie, 3
- 303008. Party or holiday cookie, 3
- 303009. Molded or pressed cookie, molded - formed into desired shape with hand; pressed - formed in a cookie press, 3
- 303010. Health cookie- high fiber, sugar free, low cholesterol, made with honey, 3
- 303011. Oatmeal Cookies, 3

Pies

304001. 1 or 2 Crust Fruit Pie

304002. Crumb Topping Fruit Pie

YOUTH DEPARTMENT

Please specify a (Y) for youth (5-12 yrs. of age) and (T) for teens (13-18yrs of age) before each class number.

350001. One layer cake, 8" or 9", frosted or unfrosted, 1 whole

350002. Bar cookies, 3

350003. Rolled and cut cookies, 3

350004. Molded cookies, 3

350005. Drop cookies, 3

350006 No Bake Cookies, 3

350007. Decorated Cookie, 1 large 8" Cookie or 3 small cookies, creatively decorated.

350008. Muffins, 3

350009. Quick bread, nut or fruit, 1 standard loaf

350010. Yeast bread, 1 standard loaf

350011. Yeast rolls, 3

350012. Ugliest Cake - a real cake must be used. Use your imagination - the uglier the better, but not obnoxious. Decorations must be edible. Entries will be judged on looks only.

350013. Cookie Mix in a Jar - Prepare a cookie mix in a jar. Include recipe. Jars may be decorated as desired

350014. Cupcakes (3) frosted, creatively decorated.

350015. Fruit Pie- 1 or 2 Crust

350016. Fruit Pie- Crumb Topping

FOOD PRESERVATION

- Exhibits must have been preserved since the previous year's county fair.
- Recipes must be from 1995 to Present and must be adjusted for altitude based on your processing location or it will be disqualified. Processing methods that will be disqualified include: open kettle-canning, oven canning, sun canning, and use of electric multi-cookers, see http://nchfp.uga.edu/publicaitons/nchfp/factsheets/electric_cookers.html. Untested recipes will be disqualified for food safety reasons. Please see page 65 for a list of recipe sources.
- Alcohol is not allowed as an ingredient in food preservation entries. Entries with alcohol in the recipe will be disqualified and not be judged.
- Each exhibit must have the complete recipe and instructions attached with the entry card, or it will be disqualified. Recipe must include exhibitor name, recipe source, date of publication, and altitude where food was processed. If using Mrs. Wage's or Ball mixes, indicate the date the mix was purchased.
- Exhibits must be sealed in clean, clear standard canning jars, with matching brand (ex: use Ball lids on Ball jars, or Kerr lids on Kerr jars, etc.) two piece lids. Do not use colored jars. Do not add any fancy padded lids, fabric over wraps or cozies as they interfere with the judging process. No fancy packs unless recipe states to do so (ex: Pickled asparagus). Jars must be sealed when entered. For food safety reasons, the size of jars used must not be larger than the jar size stated in the recipe. Note: There are 12-ounce, 24-ounce, and 28-ounce canning jars available and may be used. Use pint jar process recommendations for 12-ounce jars. Use quart jar process recommendations for 24 ounce and 28-ounce jars.
- Each jar exhibited must be labeled. The label must not cover brand name of jar. The label must give: Class No., Product, Altitude where processed, Canning Method (water bath, weighted gauge or dial gauge pressure method), Process Time, Pressure (psi), date processed including month and year, Exhibitor Name, and County. Labels are available from the Extension Office.
- If dried food product must be exhibited in a clear canning jar. Suggested amount: 1/3-1/2 cup, or three or four pieces per exhibit. All meat jerky must be heated to an internal temperature of 160 degrees F before or after drying. This is not the drying temperature! Dried products must include the recipe, preparation steps and heating instructions. Jerky not heated to an internal temperature 160 degrees F will be disqualified and not be judged. Heating information can be found in "Dry meat Safely at Home" www.ksre.ksu.edu/bookstore/pubs/MF3173.pdf
- Classes 401001-406008 will require one jar for each class

Canned Fruit

401001. Apples 401005. Plums—Sandhill
401002. Apricots 401006. Plums—Blue
401003. Cherries 401007. Pears
401004. Peaches 401008. Any other fruits

Sweet Spreads

402001. Jellies—any flavor
402002. Preserves or Jams—any flavor
402003. Butters—any flavor (apple, peach, plum, sandhill plum, etc)

Canned Vegetables

403001. Beans, any variety (Green, yellow, Lima, etc.)
403002. Beets
403003. Corn
403004. Carrots
403005. Tomatoes
403006. Stewed Tomatoes
403007. Potatoes
403008. Okra
403009. Asparagus
403010. Mixed vegetable
403011. Any other vegetable

Pickled Fruit and Vegetables

404001. Dill Pickles
404002. Sweet Pickles
404003. Bread and Butter Pickles
404004. Mixed Pickles
404005. Pickled fruit—watermelon, peaches, etc.
404006. Sauce, any type
404007. Relish, any type
404008. Any other pickled fruit and vegetables

Dried Foods—Oven, dehydrator or natural

405001. Fruit, vegetable, jerky, or fruit leather

Miscellaneous Foods

406001. Salsa
406002. Chili Sauce
406003. Pie filling
406004. Taco Sauce
406006. Spaghetti Sauce
406007. Canned Meat
406008. Other miscellaneous foods

“QUEEN (OR KING) OF THE KITCHEN”

A special prize will be awarded to the exhibitor winning the most ribbon points in the food division -

**1st place ribbon - 3 points,
2nd place - 2 points,
3rd place - 1 point (minimum of 3 ribbons)**

**Prize awarded by:
Main Street Market & Deli**

OPEN CLASS TEXTILES

- All exhibits must be entered by 8 am - 10 am Wednesday. Judging will begin at 10:30.
- Competition open to residents of Stafford and adjoining counties
- Each exhibitor is limited to 2 entries per class.
- There will be divisions for professional, adult, teen and youth for all class numbers. Please mark (P) for professional if you are a professional seamstress or produce sewn items for resale, (A) for adult (19 yrs and up), (T) for teens (13-18 yrs of age), and (Y) for youth (5 yrs old—12 yrs old)
- All entries in this department must have been made by the person in whose name the entry is made.
- Where there is no competition, exhibits will be judged on individual merit and receive premium and ribbon accordingly.
- Articles having previously been exhibited at the Stafford County Fair will not be eligible to compete again.
- State Fair Requirements for Quilts is 53" x 82" minimum or larger size unless otherwise specified. Identify pattern name of quilt on Entry Tag.
- Articles cannot be removed before noon Saturday.
- All premiums will be \$3. \$2. \$1 in each class.
- An Overall Grand Champion & Reserve Champion will be selected from all classes combined.

Quilts

- 501001. Embroidered, hand quilted
- 501002. Appliqued, hand quilted
- 501003. Pieced, Hand quilted
- 501004. Nursery or child's, hand quilted
- 501005. Any other, hand quilted
- 501006. Any type, tied
- 501007. Any type, machine quilted
- 501008. Quilt top, any type
- 501009. Quilted Clothing, any type
- 501010. Small quilted item
- 501011. Wall hanging or hoop
- 501012. My first quilt (for beginner quilters)
- 501013. Quilt block
- 501014. Pieced, Machine quilted
- 501015. Nursery/Child, machine quilted

Crochet

- 502001. Afghan
- 502002. Bedspread
- 502003. Sweater or Vest
- 502004. Baby Garment
- 502005. Baby Afghan
- 502006. Small Crochet Items
- 502007. Other Crochet Items
- 502008. Any other crocheted item

Knitting

- 503001. Afghan
- 503002. Baby Afghan
- 503003. Sweater or Vest
- 503004. Baby Garment
- 503005. Other Knit Garment
- 503006. Other Knit Items

Stitchery

- 504001. Table or Luncheon Cloth
- 504002. Tea Towels
- 504003. Doily
- 504004. Pillowcase
- 504005. Cross-Stitch (marked)
- 504006. Cross-Stitch (Counted), Small item
- 504007. Cross-Stitch (Counted), Large item
- 504008. Candlewicking
- 504009. Crewel
- 504010. Machine Embroidery
- 504011. Needlepoint
- 504012. Tatting
- 504013. Embroidery
- 504014. Miscellaneous

Special Classification

- 505001. Decorated clothing
- 505002. Handbag or tote bag
- 505003. Holiday decorations
- 505004. Fabric toys or stuffed animals
- 505005. Rugs, any type
- 505006. Textile painting
- 505007. Pillows
- 505008. Potholders
- 505009. Latch hook
- 505010. Weaving
- 505011. Fabric dolls
- 505012. Miscellaneous

Clothing

- 506001. Children's garment
- 506002. 2 or 3 piece outfit
- 506003. Dress or Jumper
- 506004. Coat or Jacket
- 506005. Blouse or Shirt
- 506006. Skirt
- 506007. Pants or Shorts
- 506007. Item made on a serger
- 506009. Doll clothes
- 506010. Miscellaneous
- 506011. Recycled clothing (Ex.: denim jeans made into capris or shorts, embellishments may be added.)
Get Creative!

OPEN CLASS --- ARTS AND CRAFTS

- Check in will be from 8:00-10:00 am on Wednesday. Judging will begin at 11:00 am.
- Each entry will use the same class number, each age group of exhibitors will have a letter: A - Adult; T - Teen (Ages 13-18); Y - Youth (Ages 5-12) and C - Child/Preschool (Ages 5 & Under). (Example - 335A - Preschool Stenciling). Please indicate the division by adding the letter before the class number.
- Competition open to residents of Stafford and adjoining counties.
- Each exhibitor is limited to 2 entries per class.
- All work must be the work of the exhibitor completed in the last year.
- All drawings and paintings must be securely mounted and have a wire or tab for hanging (teen, and adults only)
- All exhibits cannot be removed before noon Saturday.
- All premiums will be \$3. \$2. \$1 in each class.
- An Overall Grand Champion & Reserve Champion will be selected from all classes combined.

FINE ART

- 601001. Watercolor
- 601002. Pastel
- 601003. Acrylics- (landscape, still life, animals, including air brush)
- 601004. Oil painting
- 601005. Pencil drawing
- 601006. Crayon drawing
- 601007. Ink drawing
- 601008. Charcoal drawing
- 601009. Paint by numbers
- 601010. Ceramics—hand built- coil, slab or sculpture
- 601011. Ceramics— wheel thrown
- 601012. Pottery— glazed or stained
- 601013. Pottery— hand painted
- 601014. Sculpture (wood, metal, stone, paper mache', mixed material)
- 601015. Metal work (tin punch, metal embossing, etc)
- 601016. Batik
- 601017. Mixed Media/Collage
- 601018. Printmaking—(linoleum, wood block, engraving)
- 601019. Miscellaneous fine art

CRAFTS

- 602001. Stenciling
- 602002. Decoupage
- 602003. Baskets
- 602004. Jewelry
- 602005. Paper crafts (quilling, paper cutting, paper casting, etc.)
- 602006. Woodcarving or wood burning
- 602007. Leather craft
- 602008. Cast Ceramics/Painted ceramics
- 602009. Stained glass
- 602010. Glass staining or etching
- 602011. Decorative painting
- 602012. Duct tape creations
- 602013. Holiday crafts
- 602014. Dolls
- 602015. String art
- 602016. Beadwork
- 602017. Printing and rubber stamping
- 602018. Candles
- 602019. Wood crafts (items made from clothes pins, pop sickle sticks, toothpicks, etc)
- 602020. Mosaic
- 602021. Nature craft
- 602022. Stonework/carving
- 602023. Tie Dye
- 602024. Woodwork items
- 602025. Refinished woodworking (include before picture)
- 602026. Models (from kits only)
- 602027. Mixed Media
- 602028. Article made from recycled material
- 602029. 3-D Construction (puzzles, Lego sets, K-Nex, etc)
- 602030. Scrapbooking - Handcrafted; pages created with scrap book materials
- 602031. Scrapbooking- Computer Generated; created online
- 602032. Miscellaneous Craft Item

HOBBIES AND COLLECTIONS

603001. Hobbies/Collections – Exhibit should be displayed in a container appropriate to the hobby/collection. Cardboard boxes with commercial writing visible will not be allowed. Exhibit MUST include a narrative (printed on 8 1/2 x 11 paper, no less than 12 point font or handwritten on large notecard) explaining what the collection is and why and how the collection was started.

Examples: Entomology/Geology, Figurines, Plates, Dolls/Toys, Thimbles, Hats/Caps, Coins, Stamps, Farm/Ranch, International/Travel, Sports, Models, School Items, Keepsake Boxes

OPEN CLASS --- PHOTOGRAPHY

- All Open Class photography will be entered between 8:00-10:00 at the Stafford Recreation Building, Wednesday. Judging will begin at 10:30 am.
- Competition open to residents of Stafford and adjoining counties.
- Each exhibitor is limited to 2 entries per class.
- Entries must be the work of the exhibitor and pictures taken in the last twelve months.
- Where there is no competition, exhibits will be judged on individual merit and receive premiums and ribbons accordingly.
- Articles previously exhibited at the Stafford County Fair are not eligible for entry.
- Exhibitors may only compete in one division. Divisions are specified as: Youth (Y) - youth (5-12 yrs. Of age) Teen (T) - teens (13-18 yrs. Of age) Adult (A) - (19 yrs. Of age and up)
- Professional (P) - those who are teachers of photography or who make a practice of selling their work.
- When filling out the entry card, please put the appropriate letter (Y, T, A, or P) in front of the class number to specify age division. (Example: 701005A would be a nature photo in the adult division.)
- Classes 701008 & 702008 Digital Composite Image: Finished photo must be created from two or more original images photographed by exhibitor. HDR photos do not qualify for this class. Photos will be judged on photographic merit as well as manipulation technique and process.
- All photos are to be 8 x 10 inches and mounted on 11 x 12.5 studio mount. Studio Mount (mat board) can be purchased from the County Extension Office for \$1.50 each. All photos are also required to have a Photo I.D. strip filled out and attached at the bottom of the photo mount. Photo I.D. strips are also available at the Extension Office at no charge.
- Mounting Instructions: Photos are to be mounted across the (11") dimension of an 11 x 12.5 sheet of white or cream studio mount with the top edge of the print one inch below the top of the mount with the sides of the print equal distance from the two sides of the mount.
- A full coverage permanent mount (spray adhesive recommended) must be made. Each photo is handled numerous times (up to 25) throughout the judging, sorting, and display process
- Remove any borders from enlargement before mounting.
- For exhibiting purposes and to protect the photos, exhibitors must use plastic bags provided by the Extension Office, bags may be purchased at the fair or before fair at the Stafford Co. Extension Office at .10 cents/bag.
- Articles cannot be removed before 10am on Saturday of the fair.
- All premiums will be \$3. \$2. \$1.
- An Overall Grand Champion and Reserve Champion will be selected from all classes combined.

Classes are as follows: please specify age division as stated in rules:

COLOR

- 701001. People
- 701002. Animals
- 701003. Scenic/Landscape
- 701004. Action
- 701005. Nature
- 701006. Human Interest
- 701007. Miscellaneous
- 701008. Digital Composite
- 701009. Agriculture
- 701010. Humor
- 701011. Architecture
- 701012. Selfie

BLACK AND WHITE

- 702001. People
- 702002. Animals
- 702003. Scenic/Landscape
- 702004. Action
- 702005. Nature
- 702006. Human Interest
- 702007. Miscellaneous
- 702008. Digital Composite
- 702009. Agriculture
- 702010. Humor
- 702011. Architecture
- 702012. Selfie



Stafford County Economic Development
2023 Photography Contest
Details and Rules

Stafford County Economic Development sponsors an annual photography contest for images that will be used on promotional materials and/or our website. A \$25.00 prize will be given to the winner in each of the 3 categories listed below, and an unlimited amount of honorable mention winners will receive a \$5.00 prize for each entry.

CATEGORIES:

PEOPLE: depicting individuals interacting by conversation or work

PLACES: the areas and businesses we utilize, as well as unique locations of Stafford County

COMMERCE: business interactions within our cities or beyond city limits, but WITHIN Stafford County

In all categories, consideration will be given to the clarity of the image, visual appeal, and artistic quality. Photos that include people and portray everyday life are encouraged. Images are valued for their ability to portray a vibrant, progressive culture.

2023 CONTEST RULES:

- All exhibits must be entered by 10:00 a.m. on Wednesday, July 12th, 2023.
- Exhibitor must be the person who took the photo.
- Exhibitors are only allowed 2 photos per category (6 photos maximum for contest).
- All photos are to be 5x7 inches and are to be mounted on an 11x12.5 studio mount that can be purchased at the Stafford County Extension Office. Landscape or Portrait orientation photos are acceptable, but all must be mounted following the rules outlined in the Stafford County Fair book. The mounting board must be vertically oriented.
- Photos must be taken in Stafford County, Kansas
- Please complete the Release Form and attach it to the back of the studio mount.
- Photos should be in full color. (No Black and White)
- Winners will be selected by representatives of Stafford County Economic Development, Wednesday evening during the fair.
- A digital file in .jpg format must be provided before prize money will be paid. Only photos receiving a prize will be used for promotional materials.



OPEN CLASS LIVESTOCK ENTRY BLANK

Stafford County Fair

Stafford, Kansas July 11 - 15

OPEN CLASS SHEPHERD'S LEAD and OPEN LIVESTOCK ENTRY DEADLINE IS JULY 11, 2023

PLEASE SEE GENERAL RULES & REGULATIONS AND GENERAL LIVESTOCK RULES

SEND OPEN CLASS ENTRIES TO:

21 Central District Extension Office

P.O. Box 398, St. John, Kansas 67576

Class No. _____ Class Description _____

Breed No.ID/Tag No _____

No. Of Animals____ No. Of Stalls or Pens Needed _____

NAME OF EXHIBITOR _____

ADDRESS _____

PHONE _____

OPEN CLASS --- GENERAL LIVESTOCK RULES

- All open class livestock entries should be submitted on an OPEN CLASS ENTRY FORM by Tuesday, July 11 to 21 Central District Stafford County Extension Office, P.O. Box 398, St. John, KS 67576.
- All animals are subject to examination by the exhibition staff or their representatives, and shall be free of clinical signs of infectious or contagious disease. Animals with active lesions, of ringworm, infested with mange, multiple warts, or any other infectious or contagious disease, will not be permitted to exhibit.
- No animals are required to have a health certificate for 2023.
- Non Stafford Co. Open Class livestock will work out of trailers. Non Stafford Co. Open Class livestock will be released after their respective shows. No stall fee is required, but trailer area **MUST** be cleaned prior to checkout.
- Stafford County 4-H members exhibiting both 4-H and Open Class animals will stall them on the fairgrounds for the duration of the fair.
- No exhibitor may be awarded more than two prizes in any one class.
- Any animal exhibited must be owned by the exhibitor since May of 2023.
- The management will not be responsible in case of fire, escape, or disease of any kind.
- Every effort will be made to select competent persons for judging exhibits. No person should act as judge in any class in which he is an exhibitor.
- Judges will make awards on merit of exhibits and may refuse to award first, second or any other prizes, regardless of number of exhibits in that class.
- No exhibitor or other persons shall in any manner interfere with the judges on duty, under penalty of forfeiture of premium award.
- An exhibitor who shall tear off or cause to be torn off any permit, card or ribbon in the presence of the judges, or otherwise insult them shall be excluded from further competition and his said premium that may have been awarded him shall by such an act be deemed forfeited and the association shall be under no obligation to pay the same.
- The management reserves the right to reassign any stall, pen, coop or concession space at any time. No exhibitor, or concessionaire will be allowed to sublet or sell any space, privilege, stall, or pen without written permission of the management.
- The management reserves the right to remove from the grounds any exhibit, animal, stand or show that may be falsely entered or may be deemed unsuitable or objectionable, without assigning a reason therefore, and if necessary to return any money already paid for spaces, concessions, or stalls, which shall exonerate the management from any claim whatsoever on the part of the exhibitor or purchaser.
- Livestock shown in Open Class Division will not be eligible to sell in the premium auction.
- Official Announcements at Show: Sometimes it is necessary to make a change in the Show which involves a rule change. In such cases, official announcements will be made. These announcements take precedence over written policy or procedures.
- Please see each species section for specific rules.

Livestock Originating from Other States:

- All livestock entering Kansas shall follow all KDAH import requirements. The import requirement list is available at www.agriculture.ks.gov/animalhealth or by calling KDAH at (785) 564-6601. In addition, all livestock must meet the following requirements:
- Be free of clinical signs of infectious or contagious disease. Animals with lesions of ringworm, warts, infested with mange, or any other infectious disease, as determined by exhibition staff, will not be permitted to exhibit.
- Be accompanied by a Certificate of Veterinary Inspection (CVI) issued within 30 days before exhibit. This must be available upon request, to the exhibition staff.
- All cattle, swine, sheep and goats, including steers and spayed heifers, must be individually identified by a USDA-approved ear tag (metal, 840-compliant, or premises tag), official breed registration tattoo or tag, or breed association ear notch for swine.
- All identification numbers must be individually listed on the accompanying CVI.
- If registration tattoos are used, the registration papers must be available for inspection, and both the FULL registration number and tattoo number must be written on the CVI.
- All required test must be conducted by a state-approved laboratory.
- TB testing, if required, must be conducted by a veterinarian who is licensed and accredited in the state of origin.
- All animals are subject to examination by the exhibition staff or their representatives.

OPEN CLASS --- BEEF

- Please read Open Class GENERAL RULES & REGULATIONS, and the General Livestock Rules
- All exhibits must be the property of the exhibitor since May 2023.
- Market Steers must have been born after Jan. 1, previous year.
- Bucket calf classes must be born between December 1, previous year and May 1, current year. Classes will be based on Exhibitor Age as of January 1 of the current year.
- All premiums will be \$5. \$3. \$2. Except where designated.
- All animals are subject to examination by the exhibition staff or their representatives, and shall be free of clinical signs of infectious or contagious disease. Animals with active lesions, ringworm, infested with mange, multiple warts, or any other infections or contagious disease will not be permitted to show.
- Kansas origin cattle require no test. Cattle originating from other states must meet the "Livestock Originating from Other States" general requirements.
- The classification for judging will be based upon breed. Animals in each breed will then be divided by weight deemed advisable by the Superintendents so as to make two or more uniform classes.
- Market Steers failing to meet the minimum weight of 1000 pounds will be shown in an underweight class and are not eligible to be shown as champions.
- Each breed will use the same class numbers, but add the letter: H-Hereford; A - Angus; S - Shorthorn; C- Crossbreed; E -Exotic after each Class Number Example: Class 801001C - Market Beef Crossbred.

MARKET STEER

NOTE: If numbers warrant classes will be split by weight as determined by the Beef Superintendents. Steers under 1,000 lbs. will show in an underweight class.

CLASS

801001. Market Steer

BREEDING CLASS

802001. Junior Heifer calf - born after Jan. 1, current year

802002. Senior Heifer calf - born September 1-December 31, previous year

802003. Summer Yearling Heifer - born between May 1 and August 31, previous year

802004. Junior Yearling Heifer - born between January 1 - April 30, previous year

802005. Senior Yearling Heifer - born between September 1 - December 31, 2 years previous

802006. Two year old or over - BORN BEFORE September 1, 3 years previous

802007 Cow-Calf Pair - Commercial and/or Registered, with a calf dropped after January 1, current year.

Animals will be halter shown

802008. Junior Bull Calf - born after January 1, current year

802009. Senior Bull Calf - born between September 1 - December 31, previous year

BUCKET CALF CLASS

901001. Jr. Bucket Calf - Exhibitor Age 7-9

901002. Sr. Bucket Calf - Exhibitor Age 10-12

OPEN CLASS SHEEP & BREEDING SHEEP

- Please read Open Class GENERAL RULES & REGULATIONS, and the General Livestock Rules
- All exhibits must be the property of the exhibitor since May 2023.
- At any time, sheep may be inspected by exhibition staff or their representatives for signs of sore mouth, active fungal infections (i.e. ringworm, club lamb fungus), infectious skin lesions, and general health. Any lamb found to be infected with active fungal lesions or other health problems will be asked to leave the fair grounds immediately.
- Sheep originating from other states must meet the "Livestock Originating from Other States" general requirements. These requirements are listed on Page 28. In addition to the general requirements, sheep entering Kansas shall be free of any signs of sore mouth or active fungal (ringworm) infection, including club lamb fungus. Sheep must be identified with an official USDA premises ID tag (Scrapie tag).
- All sheep including wethers must be identified with an official USDA premise ID tag (Scrapie tag).
- Market Lambs must be born after January 1, current year.
- Wethers must be free from testicle and castration scar tissue.
- Shearing: All lambs must be "slick shorn" above the knee and hock joints, including the head. A maximum of 0.2 (two tenths) inch of wool is permitted.
- Any lamb shown in the market class cannot be shown in the breeding class and vice versa.
- Market Lambs failing to meet the minimum weight of 75 pounds will be shown in an underweight class and are not eligible to be shown as champions

MARKET LAMB

NOTE: Any breed or cross may be exhibited. Wether or Ewe lambs may compete but NO rams may be shown.

- The Classifications for judging will be based upon color markings and weights. Market Lambs under 75 pounds will be shown in an underweight class.
- Animals to be divided by weight deemed advisable by the superintendents so as to make two or more uniform classes.

CLASS

1001001. White Face/ Speckled Black Face

Stafford County Bred Market Lamb

NOTE: Stafford County Bred Class is being offered and a lamb shown in this class MUST be a lamb bred and owned by OR purchased from a Stafford County Sheep producer, or a lamb bred and owned by or purchased from a 4-H'er enrolled in the Stafford County Sheep Project. All lambs shown in this class will be shown together and sub classes determined by weight, not breed. All lambs under 75 lbs. will show in an underweight class.

BREEDING SHEEP

The Classifications for judging will be based upon color markings and date of birth with the day of judging being the base date.

CLASS

1002001. Ewe Lamb - born after January 1, current year

1002002. Fall Born Ewe Lamb - born between September 1- December 31, previous year

1002003. Yearling Ewe - born before September 1, previous year, 2 year old and older Ewe - born 3 years previous

SHEPARD'S LEAD

This event will give participants an opportunity to show well-groomed sheep as well as exhibit a wool outfit. Livestock shown in this class can be breeding ewes or market lambs which are conditioned, fitted, and trained to show at halter. Exhibitors must furnish their own garment which may be sewn, knitted or crocheted, but must be constructed of at least 60% wool fabric or yarn, excluding accessories. Outfits may be purchased or hand constructed.

Entries will be judged on: outfit, poise and appearance 60% and control and presentation of their animal 40%. Pre-entries for Shepherd's Lead should be submitted on an Open Class Entry Form by JULY 5th . A short summary of background and activities of exhibitor and a description of the participant's outfit should be turned into the Open Fair Office by Noon, Thursday, July 13th

Premium in classes 103001-103003 will be \$15. \$10. \$5.

CLASS

103001. Youth - 10 and under

103002. Youth - 11 - 19

103003. Adult - 20 and over

DAIRY GOAT

- Please read Open Class GENERAL RULES & REGULATIONS, and the General Livestock Rules.
- Entries will be placed in classes by age with the day of judging the base date.
- All animals are subject to examination by the exhibition staff or their representatives, and shall be free of clinical signs of infectious or contagious disease. Animals with signs of sore mouth, active lesions, ringworm, infested with mange, multiple warts, or any other infections or contagious disease will not be permitted to show.
- Goats originating from other states please see the "Livestock Originating from Other States" general requirements. These requirements are listed on Page 28. In addition to the general requirements, goats entering Kansas must be identified with a registered tattoo or official USDA premises ID tag (Scrapie tag). Goats identified with registration tattoos must have legible tattoos and must have the registration papers for these available for inspection.
- All goats must be identified with a registration tattoo or an official USDA premise ID tag (Scrapie tag). Goats identified with registration tattoos must have legible tattoos and must have registration papers for these animals available for inspection.
- Exhibitors should be neatly and appropriately dressed (preferable in white) when exhibiting their animals.
- Each exhibitor is limited to a maximum of two dairy goats per class. Only does are allowed to show.
- Purebreds and Grades will show together.
- All premiums will be \$5. \$3. \$2. Except where designated.
- Horns: it is suggested that goats be dehorned. However, if horns are left, they should be tipped and rounded. Animals will not be allowed to exhibit with sharp horns.
- Goats shown in dairy classes cannot be shown in meat classes, and meat goats shown in meat classes cannot be shown in dairy classes.
- Junior Does are animals that are not in milk or have not previously freshened. Senior Does are animals that are in milk or have previously freshened.

JUNIOR DOE CLASS **Twenty-four months of age, not in milk**

1101001. Doe up to 6 months of age

1101002. Doe 6 - 12 months of age Doe 12 - 24 months of age

SENIOR DOE CLASS **Any age in milk or previously freshened.**

1102001. Doe up to 24 months

1102002. Doe 2 years or older

Grand Champion Dairy Goat will be selected with all classes competing.

OPEN CLASS --- MEAT GOATS

- Please read Open Class GENERAL RULES & REGULATIONS, and the General Livestock Rules.
- Exhibitors should be neatly and appropriately dressed when exhibiting their animals.
- All animals are subject to examination by the exhibition staff or their representatives, and shall be free of clinical signs of infectious or contagious disease. Animals with signs of sore mouth, active lesions, ringworm, infested with mange, multiple warts, or any other infections or contagious disease will not be permitted to show.
- Goats originating from other states please see the "Livestock Originating from Other States" general requirements. In addition to the general requirements, goats entering Kansas must be identified with a registered tattoo or official USDA premises ID tag (Scrapie tag). Goats identified with registration tattoos must have legible tattoos and must have the registration papers for these available for inspection.
- Exhibits will be limited to two market animals.
- Purebreds and Grades will show together. Market goat classes will be divided by weight. For breeding classes, entries will be placed in classes by age with the day of judging the base date.
- Goats shown in meat classes cannot be shown in dairy classes and dairy goats shown in the dairy classes cannot be shown in the meat classes.
- Market Meat Goats failing to meet the minimum weight of 50 pounds will be shown in an underweight class, and not eligible to be shown as champions.
- Market Goats MUST have milk teeth in place at fair weigh-in and be under 1 year of age.
- Horns: It is suggested that goats be dehorned. However, if horns are left, they should be tipped and rounded. Animals will not be allowed to check in with sharp horns.
- Shearing: All goats must be "slick shorn" above the knee and hock joints including the head. A maximum of 0.4 (four tenths) inch of hair is permitted on market goats. Hair on the tail switch may be left on goats.

- Showing: Exhibitors may use a collar, a collar with a short lead, or a halter when showing.
- Market goats are bred for meat purposes. Does and wethers of any breed will be judged on merits of meat production.
- All premiums will be \$5. \$3. \$2. Except where designated.
- All goats must be identified with a registration tattoo or an official USDA premise ID tag (Scrapie tag). Goats identified with registration tattoos must have legible tattoos and must have registration papers for these animals available for inspection.

CLASS

- 1201001. Market Goats (Wethers and Does)
- 1202001. Meat Breeding Does - Under 6 months
- 1202002. Meat Breeding Does - 6 - 12 months
- 1202003. Meat Breeding Does- Over 12 months

OPEN CLASS SWINE

MARKET BARROWS AND GILTS

- Please read Open Class GENERAL RULES & REGULATIONS, and the General Livestock Rules
- All animals are subject to examination by the exhibition staff or their representatives, and shall be free of clinical signs of infectious or contagious disease. Animals with active lesions, ringworm, infested with mange, multiple warts, or any other infections or contagious disease will not be permitted to show
- Kansas has obtained Stage V status in the National Pseudorabies Program, and the state is classified free of swine brucellosis. Negative pseudorabies and brucellosis tests are not required for Kansas origin swine.
- Swine originating from other states please see the "Livestock Originating from Other States" general requirements. In addition to the general requirements all swine entering Kansas must meet one of the following:
 - Originate from a qualified pseudorabies-free/validated brucellosis-free herd. The current qualified/validated number must appear on the CVI. (Hogs from monitored pseudorabies herds do not qualify under this requirement)
 - Originate from a state of State IV or V status in the National Pseudorabies Program and originate from a Swine Brucellosis free state.
 - Any swine not originating from Stage IV or V National Pseudorabies program states, and any swine not originating from swine brucellosis free states, must show evidence on the CVI that swine have been tested negative to official tests for pseudorabies and brucellosis within 30 days before entry into Kansas, and that the herd of origin has had no positive cases of pseudorabies within the previous 12 months
- NOTE: SWINE VACCINATED FOR PSEUDORABIES SHALL NOT BE ALLOWED INTO KANSAS FOR EXHIBITION OR ANY OTHER PURPOSE.
- All animals in this division shall have been born on or after January 1, current year.
- The classification for judging will be based upon weight. All barrows and gilts will be weighed as they are checked in. Swine failing to meet the minimum weight of 220 pounds or exceeding the weight limit of 290 pounds will be shown in underweight or overweight classes. These animals will not be eligible to show as champions.
- All market barrows regardless of breed will show together. Champion barrow will compete with Champion gilt for determining Grand Champion Market Hog.
- All market gilts regardless of breed will show together. Champion gilt will compete with champion barrows for determining Grand Champion Market Hog.
- The Stafford County Fair is a Ractopamine Hydrochloride (PAYLEAN) free show. Any pigs found to have been fed Ractopamine Hydrochloride will be automatically disqualified and will forfeit any awards and/or premium money.

CLASS

- 1301001. Market Barrow
- 1301002. Market Gilt

Attention 4-H Families:

**Online Pre-entries are DUE by
Wednesday, June 14**

To pre-enter 4-H projects go to:
<http://4hstaffordcountyfair.fairentry.com>

Pre-entries help the Extension Office determine many things to prepare for the fair.

Pre-entries do not commit a 4-H member to bringing everything they pre-enter (sometimes we have “learning opportunities”) and projects won’t make it to the fair. Other times we’re surprised at what does work and we proudly want to bring it to the fair. 4-H members can always bring more than they pre-enter.

WE APPRECIATE ALL OF OUR SUPPORTERS.

THANK YOU!!!

**Thank you to all
our 2022 4-H
Premium Auction
Buyers!!!**

Tyler & Leah Alpers
Marion Alpers
Kevin & Barbara Alpers
Alpers Farms
AG360
Animal Medical Center
BTI
BTI Solutions
Countryside Veterinary
Diamon Bar Diamon Ranch
Roger & Fran Dick
Brian & Carolyn Dunn
First Bank of Sterling
Farm Bureau Financial Services
Great Bend COOP
Golden Belt Feeders
Invictus Bioscience
KP AG Services LLC
KanEquip
Kanza COOP
Susan Lewis (in memory of Greg Lewis)
Millard Management
Mid Kansas AG Seed
Mid Kansas Seed
Mid KS AG
Scott & Jennifer Pformiller
Prime Investment Group
Prairie Bank Of Kansas
Prime Investment Group
Prairie Bank of Kansas
Quivera Insurance Agency
Seibert Feeding LLC
Stafford County Flour Mill
Simplot
Hudson Cream Flour
Squeaks
SOD Shop
SF CO Farm Bureau Assoc.
SJM Bank
South Fork Vet Hospital
Tyree AG

EQUITY BANK

**St John and Macksville Branches for donating the
Hamburger for the 4-H Council Food Stand!**

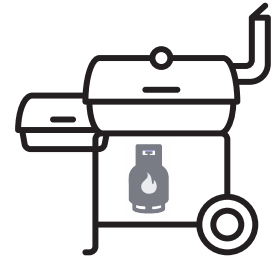
Money earned through the 4-H Council Food Stand helps 4-H members attend 4-H Camp, Discovery Days, and other 4-H events.

All 4-H members are required to work in the Food Stand at the county fair. This helps them to learn how to properly handle food products, food safety, serving others, counting money and other life skills.


Stafford Recreation Commission for the use of their facility!

4-H judging for Visual Arts, Foods & Nutrition and Photography are all judged here and everyone (judges, 4-Hers and parents) is extremely thankful for the use of their air conditioned building this time of year!

KANZA CO-OP for donating the Propane for the 4-H Council Food Stand!



PRAIRIE BANK OF KANSAS FOR DONATING THE PIES TO THE 4-H COUNCIL FOOD STAND!



PIONEER HI-BRED FOR DONATING THE 4-H EXHIBITOR'S T-SHIRTS!!



PIONEER®

Vance Wendleburg, Sales Rep.
Adams Seed Agency, Sales Rep.
Marvin Whipple, Sales Rep.

4-H YOUTH DIVISION GENERAL RULES & REGULATIONS

1. **ALL PROJECT EXHIBITS MUST BE PRE-ENTERED** and are due to the Extension office by **Wednesday, JUNE 14**
2. Only bonafide 4-H members of Stafford County will be eligible for prizes or participate in the 4-H program. **A 4-Her may exhibit only in a project in which they are enrolled.**
3. Contestants must be on hand to exhibit their livestock entry at the hour scheduled and failure to do so will bar them from participation in any award, unless exhibitor obtained permission from the Stafford County Fair Association prior to the event. In case the exhibitor has two entries in the same class, they may have another club member assist with any entry, provided it meets the approval of the class superintendent.
4. No exhibitor will be awarded more than two places in any one class. See general rules in each division for limitations on exhibits.
5. No article may be exhibited in more than one class or portion of more than one class.
6. All Livestock exhibits must be checked in between 8:00 am and 5:00 pm **WEDNESDAY, JULY 12th**. Rabbits and Poultry must be checked in between 10:00 a.m. - 12:00 **WEDNESDAY, JULY 12th**.
7. Foods & Nutrition, Visual Arts, & Photography will be judged **TUESDAY, JULY 11** at the Stafford Recreation Building. Visual Arts exhibits must be delivered to the 4-H Building by the exhibitor to the fairgrounds Tuesday, July 11 after judging is completed. Foods & Nutrition & Photography will be taken up by volunteers.
8. All other static exhibits must be entered between 8:00 am and 12:00 pm, **WEDNESDAY, JULY 12**. Superintendents will be on hand beginning at 8:00 a.m. to check in exhibits in all departments.
9. During Livestock judging, adults must remain outside of show arenas during judging.
10. During Consultation Judging on static exhibits, 1 adult may sit with the 4-H member in order to hear judges comments.
11. All exhibits in this department must be work done by 4-H'er and must be completed during the current 4-H year. **EXCEPTION – Breeding livestock and Bucket Calves may return the following year.**
12. Exhibits with the exception of food and livestock sold following the judging will not be released until the last day of the fair (Saturday) at 10:00 a.m.
13. Champion and reserve champion ribbons shall be awarded in the project designations in which the judge considers the exhibits of such quality.
14. All 4-H'ers **MUST** wear their Stafford County Fair T-Shirts to exhibit in all livestock shows, consultation judging and premium auction.
15. All questions, concerns and rule clarification by the judge or others, need to be addressed with the department chair superintendent.
16. Junior Superintendents are there to assist the Superintendent in the department for which they are designated. They are not to address questions from the judge concerning a project or placing or help with any judging decisions.
17. **SUNFLOWER AWARD:** The Sunflower Award will be awarded to static (non-livestock) projects that are outstanding or unique in their division. Sunflower Award selections will not be based on the ribbon received at fair judging, but rather how each project represents Stafford County 4-H, ease of display and quality of work. Sunflower Award stickers will be placed on the ribbon the project received. Sunflower Award Winning projects will be displayed in the Extension Office until the State Fair. Following the State Fair, these projects will form our "traveling display" around Stafford County to promote Stafford County 4-H. Sunflower Award winners will be asked to write a brief description about their project on a note card to travel with the project.
18. **Livestock Learners Showmanship:** Livestock Learners gives youth who are 6 years of age or younger a chance to exhibit an animal at the Stafford County Fair. Livestock Learners will borrow an animal from an older 4-H member to exhibit. Livestock Learners is only available for the following species: Sheep, Goat, Swine, and Bucket Calf. Exhibition for Livestock Learners will take place at the beginning to that species' show. No premiums will be paid.

4-H DIVISION AGE GROUPS STATIC EXHIBITS

JUNIOR AGES 7 - 9
INTERMEDIATE AGES 10 - 13
SENIOR AGES 14+

4-H DIVISION AGE GROUPS LIVESTOCK EXHIBITS

JUNIOR AGES 7 - 12
SENIOR AGES 13+

4-H LIVESTOCK GENERAL RULES AND REGULATIONS

1. READ GENERAL RULES & REGULATIONS.
2. **PRE-ENTRIES NEEDED BY WEDNESDAY, JUNE 14, 2023**
3. All exhibits must be the property of the exhibitor since May of the current year.
4. 4-H Club members exhibiting livestock must accompany their exhibits or provide suitable means for caring for them at all times during the fair.
5. All livestock entries must be shown by the exhibitor, unless otherwise approved by the 4-H agent and superintendent. In the case that the exhibitor has two entries, another club member may assist with one entry, providing it meets with the approval of the Superintendent.
6. All adults must remain at least ten feet away while the animals are being judged.
7. **All market animals must be identified** with a Stafford County 4-H ear tag to be eligible for show and sale at the Fair. Animals must have met the official tagging deadlines.
8. No more than three animals may be entered, by one exhibitor, and shown in the market classes, 3 market steers, 3 market lambs, 3 market hogs, or meat goats groups. However, more than two may be shown in breeding classes, provided room is available.
9. All animals are to be handled in a humane manner. Physical abuse of any animal will not be tolerated.
10. Exhibitors are expected to keep their area neat, clean, and dry. This includes individual stalls, as well as the aisles.
11. Official Announcements at Show: Sometimes it is necessary to make a change in the Show which involves a rule change. In such cases, official announcements will be made. These announcements take precedence over written policy or procedure.
12. All animals are subject to examination by the exhibition staff or their representatives, and shall be free of clinical signs of infectious or contagious disease. Animals with active lesions, ringworm, infested with mange, multiple warts, or any other infectious or contagious disease, will not be permitted to exhibit.
13. Please see each species section for specific rules.

Livestock Originating from Other States:

All livestock entering Kansas shall follow all KDAH import requirements. The import requirement list is available at www.agriculture.ks.gov/animalhealth or by calling KDAH at (785) 564-6601. In addition, all livestock must meet the following requirements:

- Be free of clinical signs of infectious or contagious disease. Animals with lesions of ringworm, warts, infested with mange, or any other infectious disease, as determined by exhibition staff, will not be permitted to exhibit.
- Be accompanied by a Certificate of Veterinary Inspection (CVI) issued within 30 days before exhibit. This must be available upon request, to the exhibition staff.
- All cattle, swine, sheep and goats, including steers and spayed heifers, must be individually identified by a USDA-approved ear tag (metal, 840-compliant, or premises tag), official breed registration tattoo or tag, or breed association ear notch for swine.
- All identification numbers must be individually listed on the accompanying CVI.
- If registration tattoos are used, the registration papers must be available for inspection, and both the FULL registration number and tattoo number must be written on the CVI.
- All required test must be conducted by a state-approved laboratory.
- TB testing, if required, must be conducted by a veterinarian who is licensed and accredited in the state of origin.
- All animals are subject to examination by the exhibition staff or their representatives.

PREMIUM AUCTION RULES AND REGULATIONS

Superintendents: Brian Dunn, Keith McNickle, Gary Seibert, Cody Dick, Fair Board President & Secretary.

- In no case will the committee be responsible for the death of any animal to be sold, 4-H member will be responsible for the life of sale animals until they get into the truck to go to market. 4-H member will be responsible for hogs and sheep until they are completely unloaded on the market.
- In no case will the committee be responsible for the animals death or otherwise, while in route to market during the auction or at any other time.
- The Premium Auction Committee and Superintendents will be in charge of making the sale order. Each exhibitor may sell two different category items. The categories eligible are: market steers, market hogs, market lamb, market pen of rabbits, market poultry, and Foods & Nutrition. Every 4-H member in the auction will have an opportunity to sell at least one item in the first round of the auction prior to any exhibitor selling his or her second item in the auction.
- Categories for sale order will be based on 1977 rotation plan beginning with Food, Rabbits, Sheep, Swine, Poultry, Beef.

NOTE: THIS YEAR'S ROTATION WILL BE: POULTRY, BEEF, FOOD, RABBITS, SHEEP, SWINE AND GOAT

- The committee will do what it can to obtain the highest floor price possible, but in no case will be responsible for the floor price or the prices offered at the auction. The sale committee does, however, have the final authority in setting the floor price.
- Members of the Sale Committee are Chairman - Brian Dunn, Gary Seibert, Keith McNickle, Jon Siefkes, Cody Dick, Fair Board President & Secretary.
- Any exhibitor may for any reason refuse to sell in the sale even though their animals are eligible. Their respective superintendents should be notified as soon after the judging as possible. **ONCE AN ANIMAL IS IN THE SALE RING, IT WILL BE SOLD.**
- The following animals meeting the following requirements will be eligible to sell in the premium auction:
 - **Beef**– All market steers weighing over 1000 pounds.
 - **Market Lambs**– All market lambs weighing over 75 pounds.
 - **Market Goats**– All market goats weighing over 50 pounds.
 - **Swine**– Market hogs that weigh at a minimum of 220 lbs. but not more than 290 lbs.
 - **Rabbits**– All Meat Pens of Rabbits
 - **Poultry**– All Market Poultry
- The Grand and Reserve Champion of each Foods Age
- Division (Beginner, Intermediate, Senior, Senior Advanced and Food Basket) will be sold. All food must be covered when being sold for food safety purposes.
- Exhibitors must be present at the sale if they wish to sell in Premium Auction, unless otherwise approved by the Sale Committee.
- **Intent to Sell forms are due to the Extension Office 30 minutes after the Exhibitor's last show.**
- **For an Exhibitor to be eligible to sell their items in the premium auction, they must have completed the following requirements:**
 - Attend at least five (5) regular 4-H Club Meetings between October and June of the current 4-H Year.
 - Livestock members– Attend a Youth for the Quality Care of Animals (YQCA) meeting.
 - Foods & Nutrition Member– Attend a Food Safety Training (FST)
 - Have completed Premium Auction Eligibility Form turned into the Extension Office by the due date.

ROUND ROBIN SHOWMANSHIP

Superintendents: Extension Agents

- Round Robin Showmanship is open only to the 4-H exhibitors in sheep, beef, swine, and market goat. The judge will select first showman of the blue ribbon winners in both Junior and Senior Divisions in each species, and they will come back on Saturday and compete for the Grand and Reserve Grand Champion Showmanship.
- It will be judged on the showmanship ability of each exhibitor showing all species.
- 4-H'ers involved in Round Robin must show the same animal in Round Robin they showed in Showmanship classes for their species, except extra swine animals will be used.
- Junior Division will be open to 4-H members 12 and younger as of January 1, current year.
- Senior Division will be open to 4-H members 13 and older as of January 1, current year.
- Judges will consider:
 - Showing of animal and personal experience
 - Control of animal by exhibitor
 - Poise and collectiveness
 - Skill or showing
 - Ability to stand, move or show the animal as requested by judge.
- Champions in each age division will receive a belt buckle when top placings are announced at the conclusion of the round robin.

HERDSMANSHIP AWARDS

All livestock and small animal exhibitors will be automatically entered into the herdsmanship contest. The herdsmanship contest provides an opportunity to recognize 4-H members for responsible behavior and quality work while taking care of their animals. As producers and members of the agriculture community, it is important to remember that herdsmanship is the first impression the public has of how we care for our animals and their well-being.

Basis of Scoring:

- **Cleanliness of Pens and Storage Areas**
 - Stalls/Pens/Cages are clean and neat.
 - Bedding is dry, clean and fresh.
 - Manure hauled out and deposited in proper place
 - When exercising or taking your animal out of it's stall/pen/cage, clean up after them
 - Tack and feed area should be kept clean and neatly arranged.
 - Feed pans, extra feed, and miscellaneous gear are in the tack area provided.
 - Trash is picked up and area free of clutter
 - Exhibitor's share of alley way should be kept clean at all times and free of equipment.
- **Appearance of animals**
 - Animals are clean at all times with proper grooming, bedding and care apparent.
 - Animals are to be properly tied or penned, except when grooming, exercising, or exhibiting
 - Animals are to have water available at all times and feed at proper times.
 - Feed and water dishes are to be upright and any excess spillage cleaned up at all times.
 - Feed and water animal regularly. Check on Animal periodically
 - Stall cards displayed neatly and complete. Stall cards are available from the Extension Office.
 - Feed troughs in front of animals only at feeding time, or are securely fastened to the fence
- **Exhibitor Requirements**
 - Show respect– consideration– proper attitude and cooperation toward all animals, members , equipment, supplies and facilities as well as judges and spectators
 - Herdsmanship duties are the responsibility of all exhibitors and club members rather than leaders, advisors, or parents. If an exhibitor is going to be gone for any reason, it is their responsibility to ask another club member to water, feed, and care for their animals
 - Exhibitor participated in pre-fair cleanup and required to participate in post fair cleanup.

Judging:
A committee independent of 4-H and the fair board will be selected to judge. Those committee members will not be disclosed to the membership as an incentive to participate at all times. Herdsmanship will be checked daily for the duration of the fair with no designated time of day each day.

Awards:
Awards will be presented at the start of the Premium Auction.



4-H BEEF

Superintendent: Tyler Alpers

Junior Superintendents: Braxton Alpers

CATTLE GUIDELINES

- Read General Rules & Regulations, and Livestock General Rules & Regulations.
- All animals are subject to examination by the exhibition staff or their representatives, and shall be free of clinical signs of infectious or contagious disease. Animals with active lesions, ringworm, infested with mange, multiple warts, or any other infections or contagious disease will not be permitted to show.
- Kansas origin cattle require no test. Cattle originating from other states must meet the "Livestock Originating from Other States" general requirements.

BEEF STEERS

- All animals in this division must have been born after Jan. 1, current year.
- The Classifications for judging will be based upon breeds. Animals in each breed to be divided by weight deemed advisable by the superintendents so as to make two or more uniform classes.
- Entry to be made by breed only.
- Market Steers failing to meet the minimum weight of 1000 pounds will be shown in the Feeder Steer class. These animals will not be allowed to compete for champion placing, and will not be allowed to sell in the premium auction.
- If calves are wild and pose a safety hazard to the exhibitor or fellow exhibitors, the exhibitor himself will have to take the responsibility for his calf. A committee of beef superintendents will make arrangements with the judge to evaluate the calf outside the ring. Steer will not be allowed to compete for champion placings NOR will be allowed to sell in the Premium Auction.

CLASS

- 400001. Hereford
- 400002. Angus
- 400003. Shorthorn
- 400004. Crossbred and Other Breeds
- 400005. Dairy Beef
- 400006. Red
- 400007. Gelbvieh
- 400008. Feeder steers - This class is for steers that cannot make the 1000 lb. Minimum weight for market steers

NOTE: Dairy Beef -- Those breeds of cattle generally accepted as Dairy Cattle

4-H BEEF SHOWMANSHIP

- 400101 - Showmanship 12 and under
- 400102 - Showmanship 13 and over

CARCASS EVALUATION AND SHOW RULES

The 4-H'er must be enrolled in the Market Beef Project.

Only one animal per individual member can be designated for the Carcass Evaluation.

All animals in the contest need to be officially weighed and tagged in at the Official County Weigh Date.

All animals need to be exhibited at the County Fair in their respective classes.

Each 4-H member and their family will be responsible for the sale, disposition, and monetary collection of their own carcass (Example: You will be responsible for finding your own buyers)

Each member will be responsible for their animal's care following the fair and its delivery to the processing plant (Ellinwood Packing).

- 400201. Carcass Evaluation

4-H BREEDING BEEF

- Read General Rules & Regulations, and Livestock General Rules & Regulations.
- Read the Cattle Guidelines
- Entries will be placed into classes by age with the day of judging being the base date.
- Cows and calves both will be shown at halter and the 4-H owner may utilize another 4-H member to help hold and set up the animals.
- Bull calves exhibited must be born after September 1, previous year. Bull calves must be eligible for registration.

EACH BREED WILL USE THE SAME CLASS NUMBERS, BUT ADD THE LETTER: H - Hereford; A - Angus; S - Shorthorn; C - Crossbreed; E - Exotic; G - Gelbvieh after each Class Number.

CLASS

- 400301. Junior Heifer calf - born after Jan. 1, current year
- 400302. Senior Heifer calf - born September 1-December 31, previous year
- 400303. Summer Yearling Heifer - born between May 1 and August 31, previous year
- 400304. Junior Yearling Heifer - born between January 1 - April 30, previous year
- 400305. Senior Yearling Heifer - born between September 1 - December 31, 2 years previous
- 400306. Two year old or over - BORN BEFORE September 1, 3 years previous
- 400307. Cow-Calf Pair - Commercial and/or Registered, with a calf dropped after January 1, current year. FEMALE MUST BE A PROJECT. Animals will be halter shown
- 400308. Junior Bull Calf - born after January 1, current year
- 400309. Senior Bull Calf - born between September 1 - December 31, previous year

4-H BUCKET CALF

- Read General Rules & Regulations and Livestock General Rules.
- Read the Cattle Guidelines
- Bucket calves must have been born between December, previous year and May 1, current year and raised by the 4-H Member on milk replacer.
- Classes will be based on Exhibitor's 4-H Age

JUDGING GUIDELINE FOR BUCKET CALVES

- 65 POINTS - **Knowledge Consultation:** 4-H'ers will be asked questions related to care, feeding, and management of their calf and will be scored on their answers.
- 15 POINTS - **Quality:** General overall health and condition of the animal along with the good beef or dairy characteristics represented by the animal
- 10 POINTS - **Fitting:** The trimming, clipping, and grooming of the animal
- 10 POINTS - **Showing:** Exhibiting and handling of the animal

CLASS **Bucket Calves are eligible for Livestock Learners.

- 401001. Jr. Bucket Calf—Exhibitor Age 7-9
- 401002. Sr. Bucket Calf—Exhibitor Age 10-12

4-H DAIRY CATTLE

- Read General Rules & Regulations, and Livestock General Rules & Regulations.
- Read the Cattle Guidelines
- Entries will be placed into classes by age with the day of judging being the base date.
- Cows and calves both will be shown at halter and the 4-H owner may utilize another 4-H member to help hold and set up the animals.
- Members exhibiting Bull Calves must be carrying a breeding cow project. Bull calves must be born after September 1, previous year. Calves must be eligible to register.

EACH BREED WILL USE THE SAME CLASS NUMBERS, BUT ADD THE LETTER: A - Ayrshire; BS - Brown Swiss; G - Guernsey; HO - Holstein; J - Jersey; MS - Milking Shorthorn after each Class Number.

CLASS

402001- Bull Calf - born after September 1, previous year

402002- Heifer Calf - born after July 1, previous year

402003- Yearling Heifer Calf - born between July 1 - August 31, previous year

402004- Two year old or over - born before July 1, 3 years previous

4-H DAIRY GOATS

Superintendents: Josh & Jenny Foote

Junior Superintendent: Kaden Foote

- Read General Rules & Regulations, and Livestock General Rules & Regulations.
- Entries will be placed in classes by age with the day of judging being the base date.
- All animals are subject to examination by the exhibition staff or their representatives, and shall be free of clinical signs of infectious or contagious disease. Animals with signs of sore mouth, active lesions, ringworm, infested with mange, multiple warts, or any other infections or contagious disease will not be permitted to show.
- Goats originating from other states, please see the "Livestock Originating from Other States" general requirements. These requirements are listed. In addition to the general requirements, goats entering Kansas must be identified with a registered tattoo or official USDA premises ID tag (Scrapie tag). Goat identified with tattoos must have legible tattoos and must have the registration papers for these available for inspection.
- All goats must be identified with a registration tattoo or an official USDA premise ID tag (Scrapie tag). Goats identified with registration tattoos must have legible tattoos and must have registration papers for these animals available for inspection.
- Exhibitors should be neatly and appropriately dressed (preferably in white) when exhibiting their animals.
- Each exhibitor is limited to a maximum of two dairy goats per class. Only does are allowed to show.
- Purebreds and Grades will show together.
- All dairy goats exhibited must be free of horns.
- Goats shown in dairy classes cannot be shown in meat classes and meat goats shown in the meat classes cannot be shown in the dairy classes.
- Horns: it is suggested that goats be dehorned. However, if horns are left, they should be tipped and rounded. Animals will not be allowed to exhibit with sharp horns.
- Junior Does are animals that are not in milk or have not previously freshened. Senior Does are animals that are in milk or have previously freshened.

JUNIOR DOE CLASSES --- 24 months of age, not in milk and not previously freshened.

403001. Doe up to 6 months of age

403002. Doe 6 - 12 months of age

403003. Doe 12 - 24 months of age

SENIOR DOE CLASSES --- Any age in milk or previously freshened.

403101. Doe up to 24 months

403102. Doe 2 years or older

DAIRY GOAT SHOWMANSHIP

403201. Junior - 7-12 years of age

403102. Senior - 13 years of age and over

**Goats are eligible for Livestock Learners.

4-H MEAT GOATS



Superintendents:

Junior Superintendents: Cody Newdigger

- Read General Rules & Regulations, and Livestock General Rules & Regulations.
- Entries must be in placed by 5:00 p.m. on the Wednesday of fair week..
- Purebreds and Grades will show together. Market goat classes will be divided by weight. For breeding classes, entries will be placed in classes by age with the day of judging being the base date.
- Market goats are bred for meat purposes. Does and wethers of any breed will be judged on merits of meat production.
- Market Meat Goats failing to meet the minimum weight of 50 pounds will show in an underweight class. These animals will not be allowed to compete for champion placing, and will not be allowed to sell in the premium auction.
- All goats must be identified with a registration tattoo or an official USDA premise ID tag (Scrapie tag). Goats identified with registration tattoos must have legible tattoos and must have registration papers for these animals available for inspection.
- All animals are subject to examination by the exhibition staff or their representatives, and shall be free of clinical signs of infectious or contagious disease. Animals with signs of sore mouth, active lesions, ringworm, infested with mange, multiple warts, or any other infections or contagious disease will not be permitted to show.
- Goats originating from other states please see the "Livestock Originating from Other States" general requirements. In addition to the general requirements, goats entering Kansas must be identified with a registered tattoo or official USDA premise ID tag (Scrapie tag). Goats identified with registration tattoos must have legible tattoos and must have registration papers for these available for inspection.
- Market Goats MUST have milk teeth in place at fair weigh-in and be under 1 year of age.
- Horns: It is suggested that goats be dehorned. However, if horns are left, they should be tipped and rounded. Animals with not be allowed to exhibit with sharp horns.
- Shearing: All goats must be "slick shorn" above the knee and hock joints including the head. A maximum of 0.4 (four tenths) inch of hair is permitted on market goats. Hair on the tail switch may be left on goats.
- Showing: Exhibitors may use a collar, a collar with a short lead, or a halter when showing.
- Goats shown in meat classes cannot be shown in dairy classes and dairy goats shown in the dairy classes cannot be shown in the meat classes.
- Exhibits will be limited to three market animals..
- Wethers must be free from testicle and castration scar tissue.

CLASS

- 404001. Market Goats (Wethers and Does)
- 404101. Meat Breeding Does - Under 6 months
- 404102. Meat Breeding Does - 6 - 12 months
- 404103. Meat Breeding Does - Over 12 months
- 404201. Showmanship - Junior - 7 - 12 years of age
- 404202. Showmanship - Senior - 13 years and over

4-H SHEEP



Superintendents:

Junior Superintendents:

- Read General Rules & Regulations, and Livestock General Rules & Regulations.
- Any lamb shown in the market class cannot be shown in the breeding classes and vice versa.
- All market lambs must be born after January 1, current year.
- All Sheep including wethers must be identified with an official USDA premise ID tag (Scrapie tag).
- The classification for judging will be based upon color markings and weights. For breeding classes, entries will be placed in classes by age with the day of judging being the base date.
- At any time, sheep may be inspected by exhibition staff or their representatives for signs of sore mouth, active fungal infections (i.e. ringworm, club lamb fungus), infectious skin lesions, and general health. Any lamb found to be infected with active fungal lesions or other health problems will be asked to leave the fair grounds immediately.
- Sheep originating from other states must meet the "Livestock Originating from Other States" general requirements. In addition to the general requirements, sheep entering Kansas shall be free from any signs of sore mouth or active fungal (ringworm) infection, including club lamb fungus. Sheep must be identified with an official USDA premise ID tag (Scrapie tag).
- Wethers must be free from testicle and castration scar tissue.
- Shearing: All lambs must be "slick shorn" above the knee and hock joints, including the head. A maximum of 0.2 (two tenths) inch of wool is permitted.
- Market Lambs failing to meet the minimum weight of 75 pounds will be shown in an underweight class. These animals will not be allowed to compete for champion placing, and will not be allowed to sell in the premium auction.

NOTE: A Stafford County Bred class is being offered and a lamb shown in this class MUST be a lamb bred and owned by OR purchased from a Stafford County Sheep producer, or a lamb bred and owned by or

purchased from a 4-H'er enrolled in the Stafford County Sheep Project. All lambs shown in this class will be shown together and sub classes determined by weight, not breed.

NOTE: Information on the Shepherd's Lead Class is in the Open Class Book in the Sheep Division. This class will give spectators an opportunity to view well-groomed sheep being shown in halter by attractively dressed exhibitors wearing wool outfits that are at least 60% Wool excluding accessories. The entries must be entered by the Monday of the fair week and sent to 21 Central District office in St John on an Open Class Entry Form.

4-H MARKET LAMBS

CLASS

405001. White face/Speckled
405002. Black face
405003. Stafford County Bred

4-H BREEDING SHEEP

The Classifications for judging will be based upon color markings and date of birth with the day of judging being the base date.

CLASS

405101. Ewe Lamb - born after January 1, current year
405102. Fall Born Ewe Lamb - born between September 1 - December 31, previous year
405103. Yearling Ewe - born before September 1, previous year
405104. 2 year old and older Ewe - born 3 years previous

4-H SHEEP SHOWMANSHIP

CLASS

405201. Showmanship 12 and under
405202. Showmanship 13 and over

**Sheep are eligible for Livestock Learners.

4-H SWINE



Superintendents: Derek Foote, Josh Foote, & Brent Peterson

Junior Superintendents: Easten Alpers, Eli Foote, Kaden Foote & Weston Peterson

4-H MARKET BARROWS AND GILTS

- Read General Rules & Regulations, and Livestock General Rules & Regulations.
- All animals in this division shall have been born on or after January 1, current year.
- The classification for judging will be based upon weight. All barrows and gilts will be weighed as they are checked in opening day of Fair. Swine failing to meet the minimum weight of 220 pounds or exceeding the weight of 290 pounds will be shown in underweight or overweight classes. These animals will not be allowed to compete for champion placing, and will not be allowed to sell in the premium auction.
- All market barrows regardless of breed will show together. Champion barrow will compete with Champion gilt for determining Grand Champion Market Hog.
- All market gilts regardless of breed will show together. Champion gilt will compete with champion barrows for determining Grand Champion Market Hog.
- Kansas has obtained Stage V status in the National Pseudorabies Program, and the state is classified as free of swine brucellosis. Negative pseudorabies and brucellosis tests are not required for Kansas origin swine.
- Swine originating from other states please see the "Livestock Originating from Other States" general requirements. In addition to the general requirements all swine entering Kansas must meet one of the following:
 - Originate from a qualified pseudorabies-free/validated brucellosis-free herd. The current qualified/validated number must appear on the CVI. (Hogs from monitored pseudorabies herds do not qualify under this requirement)
 - Originate from a state of State IV or V status in the National Pseudorabies Program and originate from a Swine Brucellosis free state.
 - Any swine not originating from Stage IV or V National Pseudorabies program states, and any swine not originating from swine brucellosis free states, must show evidence on the CVI that swine have been tested negative to official tests for pseudorabies and brucellosis within 30 days before entry into Kansas, and that the herd of origin has had no positive cases of pseudorabies within the previous 12 months.

NOTE: SWINE VACCINATED FOR PSEUDORABIES SHALL NOT BE ALLOWED INTO KANSAS FOR EXHIBITION OR ANY OTHER PURPOSE.

- The Stafford County Fair is a Ractopamine Hydrochloride (PAYLEAN) free show. Any pigs found to have been fed Ractopamine Hydrochloride will be automatically disqualified and will forfeit any awards and/or premium money.
- All animals are subject to examination by the exhibition staff or their representatives, and shall be free of clinical signs of infectious or contagious disease. Animals with active lesions, ringworm, infested with mange, multiple warts, or any other infections or contagious disease will not be permitted to show

CLASS

406001. Market Barrow
406002. Market Gilt

**Swine is eligible for Livestock Learners.

4-H BREEDING SWINE

- Read General Rules & Regulations, and Livestock General Rules & Regulations.
- Gilts must have been farrowed on or after January 1, current year. And exhibitor must be enrolled in the swine project.
- Sows shown in this division must have been carried in breeding phase of the swine project.
- Breeding animals exhibited by 4-H'ers will be returned home at EXHIBITORS OWN RISK and the Stafford County Fair and Fair Officials will not be held responsible for the death, injury or spread of disease.
- Those 4-H'ers enrolled in swine projects who DO NOT wish to exhibit breeding animals at the County Fair will be able to display in the Educational Exhibit Section - Class 428003-428203 category.
- In the Breeding Swine Class, each breed will use the same class numbers but add the letter Y - Yorkshire; D - Duroc; H - Hampshire; C - Crossbred; SP - Spot; and P - Poland.

CLASS

406101 -- Breeding Swine

4-H SWINE SHOWMANSHIP

CLASS

406201. Showmanship, 12 years and under

406202. Showmanship, 13 and over

CARCASS EVALUATION AND SHOW RULES

- One entry per exhibitor.
- Entries must meet fair weight requirements of 220-290 lbs. Underweight and overweight pigs are not eligible for the Carcass show.
- Exhibitors are responsible for the processing charges of their animals. These animals will not be sold at Floor.
- Exhibitors must make processing arrangements with Ellinwood Packing by the Monday of fair week of the current year. Contact information is Phone number 620-564-3156.
- Each member will be responsible for their animal's care following the fair and its delivery to the processing plant (Ellinwood Packing) before 8:00 am the day of Carcass show. See schedule for date
- Animal carcasses will be judged the day of Carcass show (see fair schedule for date) with viewing by participant at 6:30 p.m. at the Ellinwood Packing Facility.
- Awards will be given for the first three places 1st - \$75, 2nd - \$50 and 3rd - \$25. Other entries will receive ribbons and ribbon premium money.

406301. Carcass Evaluation

4-H HORSES

- READ GENERAL REGULATIONS.
- Horses shall meet the general requirements. A negative Coggins test within 12 months for equine infectious anemia should be considered but it is not required. If you go on to any STATE SHOWS the Coggins test MUST accompany the health certificate.
- Horses are shown at exhibitor's risk.
- 4-H'ers participating in the show will be the only riders tolerated working with the horse the day of the show. 4-H'ers found in violation will be disqualified.
- A properly executed identification certificate, identifying exhibitor and the horse they will exhibit or ride, must be presented to the superintendent upon arrival at the fairgrounds. This certificate must be completed before May 1, current year.
- 4-H Club members exhibiting should accompany their exhibits and care for them. Exhibitors must be on hand to exhibit their entries. Horses will be released following the judging.
- The age of the horse is determined as of January 1, in the year in which it is born.
- Stallions may not be exhibited in any class.
- All exhibitors are encouraged to please refrain from allowing their horses to be ridden by any other person while at the fairgrounds, including parents and other adults.
- No animal or 4-H member may show in the same class more than one time.
- The use of protective headgear, in place of a hat, is encouraged in any and all classes, including judged, timed, and futurity.
- All horses should be properly groomed. The feet should be shod or trimmed, the mane and tail should be clean and combed, the face and ears may or may not be shaved.
- A 4-H'er may have two animals per halter class. If so, another 4-H'er must exhibit the second animal. Halter classes are numbers 407001-407003.
- 4-H'er may have only one entry per other classes. Classes 407004-407039.
- No classes are qualifying classes for the state fair.

ALL BREEDS CLASS

407001. Mares

407002. Gelding

407003. Miniature - 34" or Less

SHOWMANSHIP CLASS

407004. Showmanship, 7 - 9 years

407005. Showmanship, 10 - 13 years

407006. Showmanship, 14 and up

HORSEMANSHIP

THE RIDING CLASS WILL BE SCORED AS FOLLOWS:

15 POINTS: Appointments of rider and horse

5 POINTS: Suitability of horse and rider

40 POINTS: Hands and feet

40 POINTS: Performance

CLASS

407007. Bareback Horsemanship - 7 - 9 years

407008. Bareback Horsemanship - 10 - 13 years

407009. Bareback Horsemanship - 14 and up

407010. Western Pleasure - 7 - 9 years

407011. Western Pleasure - 10 - 13 years

407012. Western Pleasure - 14 and up

407013. Horsemanship (riding class) - 7 - 9 years

407014. Horsemanship (riding class) - 10 - 13 years

407015. Horsemanship (riding class) - 14 and up

407016. English Pleasure - 7 - 9 years

407017. English Pleasure - 10 - 13 years

407018. English Pleasure - 14 and up

407019. English Equitation - 7 - 9 years

407020. English Equitation - 10 - 13 years

407021. English Equitation - 14 and up

407022. Reining - 7 - 9 years

407023. Reining - 10 - 13 years

407024. Reining - 14 and up

407025. Trail Horse Class - Judged Event (Horse is judged on ability to complete course. Only 2 refusals are permitted on each obstacle.) 7 - 9 years

407026. Trail Horse Class - Judged Event (Horse is judged on ability to complete course. Only 2 refusals are permitted on each obstacle.) 10 - 13 years

407027. Trail Horse Class - Judged Event (Horse is judged on ability to complete course. Only 2 refusals are permitted on each obstacle.) 14 and up

407028. Flag Race - 7 - 9 years

407029. Flag Race - 10 - 13 years

407030. Flag Race - 14 and up

407031. Barrel Racing - 7 - 9 years

407032. Barrel Racing - 10 - 13 years

407033. Barrel Racing - 14 and up

407034. Pole Bending - 7 - 9 years

407035. Pole Bending - 10 - 13 years

407036. Pole Bending - 14 and up

407037. Keyhole Race - 7 - 9 years

407038. Keyhole Race - 10 - 13 years

407039. Keyhole Race - 14 and up



4-H DOGS

- READ GENERAL REGULATIONS.
- Dogs at the show must be kept on leash at all times except when competing in 'off leash' competition.
- All dogs must be six months of age or older at the date of show to enter obedience and showmanship.
- 4-H Dog Show Immunization Record (only MG-34 Revised, October 2017 accepted), must be completed for each dog entered in the 4-H Dog Show. The fully completed form just be presented to the superintendent on the day of the show to be eligible to compete. Required vaccinations include: Bordetella, Distemper, Hepatitis, Parvovirus, Parainfluenza, and Rabies. The rabies vaccination must be administered by a licensed veterinarian. All vaccinations must be current.
- All entries are required to have trained their dog with assistance from the leader and must be currently enrolled in the Dog Project. Read County Dog Project requirements for details.
- Dogs will be worked individually. They will be
- judged by how well the dog is groomed and by handlers exhibition of dog.
- Any abuse of dogs on grounds, or in the ring, will result in disqualification.
- No dog in season will be allowed to show.
- Any dog fouling the ring will receive a white ribbon. Owners should collect all waste in plastic bags and put in trash.
- Baiting dogs is not allowed.
- No mobile phones and /or other electronic devices are allowed in the ring.
- The County Dog Show will follow rules as listed in the published Kansas 4-H Dog rule books: Kansas 4-H Dog Show Rule Book 4-H 1120, Revised January 2021.
- Kansas 4-H Agility Dog Show Rule Book, S-124 (Revised), March 2012; Kansas 4-H Rally Obedience Rule Book, 4H965 (Revised), March 2012. Other guidelines are: Kansas 4-H Dog Show Judge's Guidelines Showmanship/Obedience, S82 (Revised), January 2013 and March 2012; and Kansas 4-H Rally Obedience Dog Show Judge's Guide, 4H1023 March 2013.

OBEDIENCE

The purpose of Kansas 4-H Obedience is to provide 4-Hers the opportunity to demonstrate the teamwork necessary to work under a variety of conditions. In obedience, the intent is to evaluate the proficiency by which the dog and handler are able to perform various exercises as a team in much the same way as might be done in demonstrating the behavioral activities in normal life.

CLASS

408001. Pre-Novice A - A first year member with a first year dog. Total Possible Points - 160. Heel and Figure 8 on leash, Stand for examination on leash, Recall on leash, Long sit – 1 minute, Long down – 3 minutes

408002. Pre-Novice B - For a first year dog with an experienced handler or a dog and handler who did not qualify in Pre-Novice last year. Total Possible Points - 160. Heel and Figure 8 on leash, Stand for examination on leash, Recall on leash, Long sit – 1 minute, Long down – 3 minutes

408003. Novice - For all 4-H'ers and dogs who have qualified in Sub-Novice under two different certified judges the previous year. Heel and figure 8 on leash, Stand for examination off leash, Heel off leash, Recall off leash, Long sit - 1 minute off leash, Long down - 3 minutes off leash.

408004. Graduate Novice - For all 4-H'ers and dogs who have qualified in Novice under two different certified judges the previous year. Heel on leash, Stand for examination off leash, Heel and figure 8 off leash, Drop on recall; Long sit - member out of sight 3 minutes, Long down – member out of sight 5 minutes.

408005. Open A - For all 4-H'ers and dogs who have qualified in Graduate Novice under two different certified judges the previous year. All exercises off leash. recall, Retrieve on flat, Broad jump, Long sit - member out of sight 3 minutes, Long down - member out of sight 5 minutes

408006. Open B --- For all 4-H'ers and dogs who have qualified In Open A under two different certified judges the previous year. All exercises off leash. Heel and figure 8, Drop on recall, Retrieve on flat, Retrieve over high jump, Broad jump, Long sit - member out of sight 3 minutes, Long down - member out of sight 5 minutes.

SHOWMANSHIP

The purpose of showmanship is to provide 4-H'ers the opportunity to show their dog and themselves to the best of their ability. Will be judged on fitting of dog; clean and well brushed tone and condition of coat, healthy appearance, teeth, toenails, and eyes. Handler will be judged on alertness, grace, and ease, coordination with dog and reaction of dog to handler with straight and even gait and movement of dog.

CLASS

- 408007. Pre-Junior Showmanship (4-H'ers 8 and under)
- 408008. Junior Showmanship (4-H'ers who are 9 - 11 yrs)
- 408009. Intermediate Showmanship (4-H'ers 12 - 14 yrs)
- 408010. Senior Showmanship (4-H'ers 15 and older)

AGILITY

The purpose of Kansas 4-H Dog Agility is to provide 4-H members the opportunity to demonstrate the teamwork necessary to work under a variety of conditions that challenge both the handler and dog. By teaching a series of obstacles, the 4-H'er provides the basic training and exercise that leads to a more versatile, wellconditioned dog. Different obstacles and courses present unique tests of speed, confidence, technical skills, athleticism, balance, communication, attentiveness, distance, and directional control. The task of leaders, judges, trainers, and handlers is to incorporate all these elements while maintaining a fun, safe environment for the dogs and 4-H'ers. The sport of agility provides a basis for other activities such as search and rescue. Agility is exciting for both exhibitors and spectators, as well as motivating for the dogs.

Dogs must be at least 12-months-old before competing.

In addition to Agility Class numbers, add the height division for your dog

- Small dog (under 15" at the withers)
- Medium dog (15" – 20" at the withers)
- Large dog (over 20" at the withers)

Advancement: After receiving two qualifying scores (purple) from two different judges, an agility team must advance to the next level at the start of the next 4-H year.

CLASS

- 408011. Beginning Agility – On Leash – For dogs who are still working at Pre-Novice level
- 408012. Agility I – For dogs working at Novice level
- 408013. Agility II
- 408014. Agility III



4-H POULTRY

- Read General Rules & Regulations, and Livestock General Rules & Regulations. Each member must provide suitable means of caring for his project at all times during the fair. Diseased or insect infected poultry will not be accepted for entry.
- All market poultry must be hatched in current calendar year.

- Judging on all classes except market poultry will be done on the basis of exhibition and production qualities. Members exhibiting well developed birds of production qualities will be credited for it even if they vary slightly from standard of perfection. Particular emphasis will be given to meat qualities in the turkey class. Market poultry will be judged on meat qualities only.
- Each 4-H member may exhibit in as many classes as he or she wishes in addition to one meat-type chicken pen of fryer size poultry. No more than 2 may be entered in any one class except Class 409101 - Meat Pen of Poultry.
- All poultry, except for waterfowl, must show proof that they are pullorum-typhoid free by one of the following:
 - Originate from a U.S. Pullorum-Typhoid Clean Flock by an official VS form 9-3.
 - Present evidence that entries were purchased from a US Pullorum-Typhoid Clean source.
 - Present an official VS form 9-2 for a negative result test conducted within 90 days prior to the Fair.
 - Test negative at check-in of the county fair when the county has been designated by KDA-DAH for surveillance. Routine surveillance testing will be performed for each county fair a minimum of once every 5 years. All birds must be free of any evidence or disease.
- Poultry originating from other states please see the "Livestock Originating from Other States" general requirements. In addition to the general requirements, Poultry entering Kansas must show proof that they are pullorum- typhoid clean by one of the following methods:
 - Originate from a NPIP certified U.S. Pullorum-Typhoid clean flock as evidenced by an official VS Form 9-3, certifying all adult poultry in the flock have had a negative test for pullorum-typhoid within the past year. (Adult poultry are any turkeys over 12 weeks of age any other poultry over 16 weeks of age).
 - Be accompanied by an official VS Form 9-3 signed by the official NPIP representative in the state of origin or by a health certificate that has been issued within the previous 30 days.
 - In addition to the VS 9-3 or CVI, out-of-state poultry must have a "Permit to Ship Poultry or Hatching Eggs" issued by the KDAH within the previous year or permit number issued by the KDAH office within the previous 15 days.

CLASS

- 409001. Standard Breeds - Large Fowl - Young Pen, 1 bird of either sex
- 409002. Standard Breeds - Large Fowl - Old Pen, 1 bird of either sex
- 409003. Standard Breeds, Bantams - Young Pen, 1 bird of either sex
- 409004. Standard Breeds - Bantams - Old Pen, 1 bird of either sex
- 409005. Production Pullets - Pen, 3 Standard bred, Crossbred or Strain cross pullets to be judged on egg production qualities only.
- 409006. Production Hens - Pen, 3 Standard bred, Crossbred or Strain cross hens to be judged on egg production qualities only
- 409101. Meat type Chickens - Pen, 3 Standard bred, Crossbred or Strain cross birds of the same sex to be judged on meat production qualities only.
- 409201. Turkeys, all breeds - Pen, 1 bird of either sex.
- 409301. Ducks, all breeds - Pen, 1 bird of either sex.
- 409401. Geese, all breeds - Pen, 1 bird of either sex.
- 409501. Game Type Birds- Pen, 1 bird of either sex.
- 409601. Other Poultry- Pen, 1 bird of either sex

4-H PIGEONS

- Read General Rules & Regulations, and Livestock General Rules & Regulations.
- All entries must be single birds.
- Members may not enter more than two birds per class regardless of breed. Each exhibitor is limited to eight birds
- All pigeons must be shown with numbered band. Young birds must be shown with seamless bands, or else by judged in the old class.
- Judging will be by comparison only.
- Be sure to designate breed on your entry.

CLASS

- 409501 - Old Cock, hatched previous year
- 409502- Old Hen, hatched previous year
- 409503- Young Cock, hatched current year
- 409504- Young Hen, hatched current year

4-H RABBITS

Superintendents: Mark Popp

Each 4-H member may exhibit in as many classes as he wishes in addition to one meat pen of fryer size rabbits. Not more than 2 may be entered in any one class except Class 410101- Meat Pen of Rabbits.

- Read General Rules & Regulations, and Livestock General Rules & Regulations.
- Each rabbit is to be legibly and permanently tattooed in its left ear for identification.
- Pre junior (under 3 months) classes only available in the following breeds: Argente Braun, Beveren, Blanc de Hotot, Californian, Champagne D'Argent, Checkered Giant, American Chinchilla, Giant Chinchilla, Cinnamon, Crème D'Argent, New Zealand, and Palomino.
- Junior (under 6 months) (under 3 months of age or under for breeds other than those listed in the Pre-Junior classes: Over 3 months over age and under 6 months of age for breeds having a Pre-Junior Classes)
- Intermediate (6-8 months) classes are only available in the following breeds: American, Giant Angora, Argente Braun, Beveren, Blanc de Hotot, Californian, Champagne D'Argent, Checkered Giant, American Chinchilla, Giant Chinchilla, Cinnamon, Crème D'Argent, Flemish Giant, English Lop, French Lop, New Zealand, Palomino, Satin, and Sliver Fox.
- Senior (6 months of age or over for breeds other than those listed in the Intermediate classes 8 months of age or over for breeds having Intermediate classes)

- All rabbits will be divided into classes by ages and judged according to their breed standard as listed in the ARBA "Standard of Perfection" Only breeds approved by the ARBA may be shown, no mixed breed rabbits will be allowed.
- Meat Pen: Three (3) rabbits, all one recognized breed and variety (broken varieties must be same color). Minimum weight 3 ½ pounds each. Maximum weight 5 ½ pounds each, not over 70 days of age. Will be judged on their meat qualities, condition, uniformity, and fur.

CLASS

- 410001. Pre-Junior Doe - Under 3 months of age.
- 410002. Junior Doe - Under six months of age
- 410003. Intermediate Doe 6 - 8 months
- 410004. Senior Doe - eight months of age and over
- 410005. Pre-Junior Buck - Under 3 months of age
- 410006. Junior Buck - Under six months of age
- 410007. Intermediate Buck 6 - 8 months
- 410008. Senior Buck - eight months of age and over
- 410101. Meat Pen - Three (3) rabbits, all one recognized breed and variety (broken varieties must be same color). Minimum weight 3 1/2 pounds each. Maximum weight 5 1/2 pounds each, not over 70 days of age. Will be judged on their meat qualities, condition, uniformity, and fur.
- 410201. Fur Class - Fur entries must be made from rabbits that are entered in the regular breed classes 410001 through 410008.
- 410301. Showmanship 12 and under
- 410302. Showmanship 13 and over



4-H CLOTHING & TEXTILES

Superintendents: Becky Reed, Joanna McAlister, Style Review Planning Committee and Fair Building Display

Junior Superintendents: Lydia Reed & Lilly McAlister

- Read General Rules & Regulations.
- Clothing exhibited must be the result of the current year's project work by the 4-Her.
- All entries in the Clothing & Textiles Division and Style Review will be judged on WEDNESDAY one week prior to fair time (check schedule for the date) beginning at 9:00 a.m. at the Stafford Co Annex in St John.
- Participants are encouraged to contact the Extension office to set up a practice session at the Annex building prior to judging.
- All clothing exhibits are to be brought to the Stafford County Fair for display on the Wednesday of fair week noon (12:00).
- The Public Style Review will be held on WEDNESDAY one week prior to fair time (check schedule for the date) at 7:00 p.m. at the Stafford County Annex in St. John.
- Construction Judging: the exhibitor will first sit through consultation judging and will then be required to model the garment/outfit after the consultation judging to display how the garment/outfit fits.
- Buymanship Judging: the exhibitor will model each outfit he/she has for the judge. Exhibitors are allowed to accessorize in any way they think will help the outfit stand out. (For example: if modeling western wear: carry your horse bridle if you show horses or a rope if you rodeo. If modeling beachwear, carry a beach bag & sunglasses.) After modeling the judge will ask questions pertaining to care of garment and lifecycle & fit.
- Educational Exhibits: Share with others what you learned in the clothing construction or clothing buymanship project. Exhibits may be in the form of a poster, notebook or display. Take care to select durable materials that will withstand fair conditions. If the exhibit is a poster, it must not be larger than 22" x 28". If the exhibit is a display, maximum size is a 3' x 4' tri fold display board. Please see Notebooks, Posters & Self Determined Department for classes.
- Construction participants may model two (2) constructed garments, articles or outfits in the Public Style Revue on Wednesday the week before the fair starts (plus one buymanship outfit, if so desired)
- Exhibitors are allowed 2 constructed garments per class.
- Garments must be labeled in ink or typed. Labels are available from the County Extension Office. Labels must be pinned or hand stitched to the garment. (back of neck, back of waistband, or left end of apron band)
- No care labels will be required; however, exhibitors should know how to care for fabrics they purchase.
- Pre-cut kits are acceptable for all clothing construction classes. All articles/garments are to be finished for use.
- All constructed garments in the Public Style Revue must be modeled by the 4-Her who made the garment.
- Articles, garments, outfits may have been used/worn but shall be carefully laundered or cleaned before being exhibited.
- Description sheets for each outfit members plan to model in the Public Style Revue must be completed and turned in by FRIDAY before judging. These forms may be secured from the Extension Office prior to the judging date.

FAIR DISPLAY

Place garment on hanger with hook toward right shoulder of garment. Secure skirt to hanger so it will stay attached. (Safety pins, clips etc.) Exhibits may be placed in clear plastic bags for protection to and from the fair, bags may be removed for display purposes. Accessories to complete the exhibit should be in a zipper type bag, attach bag to the hanger.

AWARDS:

There will be a Champion and Reserve Champion awarded for each division.

An Overall Grand Champion and an Overall Reserve Champion will be selected from all divisions.

Kansas State Fair Contestants:

Each County may enter two contestants per class. Young men and young women are eligible to participate; however, each member may compete in only one class. Participants must be 14, but not yet 19, before January 1 of current year. Contestants must have been declared a winner of the county or district level. Alternates may participate if winners cannot attend. Paperwork will be placed in award packet at the County Fair Public Style Review.

DEFINITIONS

ARTICLE is a simple item constructed as a clothing project such as a laundry bag, garment bag, backpack, apron, shorts, slacks, shirt or blouse, pillow, scarf or articles suggested in the project material. Can be hand or machine sewn, and could include applique or machine embroidering on items they have made.

2-PIECE COORDINATED OUTFIT is 2 pieces that can be worn together at the same time, but not necessarily a complete outfit. (I.e. vest and skirt).

GARMENT can be a skirt, vest, simple dress, a coat, a jumper, a jump suit, elasticized shorts, or slacks or a pull over top, etc.

3-PIECE COORDINATED OUTFIT - is 3 pieces with at least 2 of the pieces can be worn together at the same time. The third piece could be worn with one or both, but not necessarily at the same time. Does not have to be a complete outfit. (I.e. 3 pieces not worn at the same time - a skirt, a blouse, and pants, or 1 skirt and 2 blouses). All three must be made by the exhibitor - do not exhibit purchased items.

RECYCLED CLOTHING PROJECT—(Also a Kansas State Fair Class) An item made of at least 50% recycled material (recycled means reusing an existing item in a new way) Could be remaking/redesigning a garment, re-purposing a clothing item for a new use, etc. Must include sewing of some kind. An index card (no larger than 4"X6") MUST accompany the entry describing the recycled materials and how they were used in the item

Style Revue Guidelines for Construction & Purchased Garments

- To understand and demonstrate a wardrobe plan.
- To understand how selected garments and accessories enhance their personal/public presentation.
- To understand the value of this garment/outfit and how it fits into the family's clothing budget.
- To be able to describe how they have accepted personal responsibility in caring for their garment/outfit.
- To visually demonstrate personal fitness, grooming, clothing/accessories, comfort and safety.
- To be able to describe how they cared for the garment/outfit and how it has proved to fit into their wardrobe plan.

4-H CLOTHING CONSTRUCTION

BEGINNING CONSTRUCTION (ages 7-9)

CLASS

412001. Assembled sewing kit

412002. Article (See definition box)

412003. Garment - (This class is a beginning class so it shouldn't include things such as zippers, button holes and buttons, set-in sleeves etc.)

412004. Recycled Article (Example: a purse made from old jeans)

412005. Recycled Garment (Example: Jeans made into capris and embellished with trim.)

412006. Other

412301. Constructed Style Revue

Notebook, Poster, Educational Display-Any Individual Project

INTERMEDIATE CONSTRUCTION (ages 10-13)

CLASS

412101. Assembled sewing kit

412102. Article (See definition box)

412103. Garment - (This class is a beginning class so it shouldn't include things such as zippers, button holes and buttons, set-in sleeves etc)

412104. 2 piece coordinated outfit

412105. Recycled Article (Example: a purse made from old jeans)

412106. Recycled Garment (Example: Jeans made into capris and embellished with trim.)

412107. Other

412302. Constructed Style Revue

Notebook, Poster, Educational Display-Any Individual Project

SENIOR CONSTRUCTION (ages 14 & up)

CLASS

412201. Garment

412202. Article

412203. 2-piece coordinated outfit

412204. 3-piece coordinated outfit

412205. Recycled Article (Example: a purse made from old jeans)

412206. Recycled Garment (Example: Jeans made into capris and embellished with trim.)

412207. Formal

412208. Suit

412209. Coat

412210. Other

412303. Constructed Style Revue

Notebook, Poster, Educational Display-Any Individual Project

4-H BUYMANSHIP & STYLE REVUE

Superintendents: Becky Reed & Joanna McAlister

Junior Superintendent: Lydia Reed & Lilly McAlister



- Read Clothing & Textiles rules.
- Buymanship exhibitors may enter a total of 5 outfits.
- Awards will be given for both girls buymanship and boys buymanship.
- Exhibitors may select two buymanship outfits to model at the Public Style Revue (plus one construction outfit).
- Exhibitors will need to have a description sheet filled out for each outfit that will be judged, please have these ready for the judge to look over. .
- Senior age division participants, and sometimes intermediate age division participants should understand the concept of “Cost per Wear” and know how to properly complete the form. Senior age division participants are required to have a Cost Per Wear form filled out for each outfit modeled. This form is optional for intermediate age participants.
- All forms for this division can be downloaded at www.stafford.ksu.edu or picked up at the Extension Office.
- No routines (cheer, dance or fitness) are allowed during judging but may be performed at public style review.
- Public Style Review will take place at the Annex in St. John, check schedule.

OUTFIT DESCRIPTIONS:

Formal Wear – short, mid-length or long length;

Dress wear– outfit suitable for special occasions, job interviews or church functions.

School/Casual Wear – Chinos, Khakis, jeans, shorts, sweaters, separates, layered tops;

Active Sports Wear – Sports attire, sneakers, dance outfits, tennis, running, basketball shorts etc.

Western Wear – Jeans, boots, western shirts, western accessories (belt, hat, jewelry);

Other outfit – Miscellaneous category for any extra outfit.

BEGINNING BUYMANSHIP (7-9 yrs.)

413001. Formal Wear

413002. Casual wear

413003. Dress wear

413004. Active Sports wear

413005. Western wear

413006. Other outfit

INTERMEDIATE BUYMANSHIP (10-13 yrs)

413101. Formal Wear

413102. Casual wear

413103. Dress wear

413104. Active Sports wear

413105. Western wear

413106. Other outfit

SENIOR BUYMANSHIP (14 & up)

413201. Formal Wear

413202. Casual wear

413203. Dress wear

413204. Active Sports wear

413205. Western wear

413206. Other outfit

4-H ENERGY MANAGEMENT

Includes Electrical/Electronics, Small Engines & Alternative Energy. (Alternative Energy is a form of energy derived from a natural source, such as the sun, geothermal, wind, tides or waves)

Superintendents

- Read General Rules & Regulations.
- All exhibits must be the work done during the current club year.
- Only those who have met the requirements of the electric, small engine or wind energy project are eligible to exhibit in this division.
- An exhibitor may enter up to three items in this division, but only one article per class. Use the entry card available from the Extension Office. Record all requested information and securely attach to exhibit.
- Each exhibitor may have no more than 2 entries in each class.
- Label each article exhibited, giving owner’s name, club, name of article and class. Items that have been used should be cleaned before exhibiting.
- A sheet of operation instructions should be furnished for any exhibit not self explanatory.
- Projects (classes 414001, 414002, 414003) must be operable using only 110 or 120 V AC or battery power. If battery power is required batteries should be furnished.
- Any project with a complexity of size or electronics must have (a) instructions for assembly and use; and (b) equipment available at the time of judging for actually testing of the exhibit.
- No hand dipped solder may be used on exhibits.
- Each exhibit MUST have a scorecard completed and attached securely. The score card is available from the Extension Office.

ELECTRONICS

CLASS

414001. AC Electric Projects. Electric projects with a 110 or 120 V alternating current (AC) power source. Some project examples are household wiring demonstrations, small appliances extension cords, trouble lights, indoor or outdoor wiring boards, or shop lights. Projects may be a restoration or original construction. The project must be operational and meet minimum safety standards. AC projects must be 110/120 V, no 240 V exhibits are allowed, and must be constructed such that the judges have access to examine the quality and safety of workmanship.

414002. DC Electric Projects. Electric projects with a battery or direct current power source. This class includes electric kits or original projects. This class also includes demonstration DC powered projects. Examples include: wiring two or three way switches, difference between series/parallel lighting circuits or wiring doorbell switches. ALL DC electric projects must work with batteries supplied by 4-H'er. Projects must be constructed such that the judges have access to examine the quality of wiring workmanship.

414003. Electronics Projects. Electronic projects with a battery or direct current power source. This class includes electronic kits or original projects. Examples include radios, telephones, toy robots, light meters, security systems, etc. May be constructed using printed circuit board, wire wrap, or breadboard techniques. Include instruction/assembly manual if from a kit. Include plans if an original project. Projects must be constructed such that the judges have access to examine the quality of wiring workmanship.

414004. Educational Displays and Exhibits. The purpose of the educational display and exhibit is to educate the viewer about a specific area of the 4-H electrical or electronics project. The display or exhibit should illustrate one basic idea. This class includes any educational displays, exhibits or science fair projects which DO NOT have a power source, i.e. exhibits, posters or displays of wire types, conduit types, electrical safety, tool or motor parts identification or electrical terminology. Educational displays and exhibits must be legible from a distance of four feet., using a maximum tri-fold size of 3'X 4'.

SMALL ENGINES

All exhibits should involve engines smaller than 20 horsepower for classes 414101, 414102, and 414103. Engine should c
Displays are limited to 4'wide and 4' deep—both upright and floor displays.

Class

414101. DISPLAY: Exhibit a display, selecting one of the following options:

- A display identifying different engine or lawn and garden equipment parts or a display showing the function of the various engine or lawn and garden equipment parts.
- A display identifying and explaining the function(s) of different special tools needed for small engine work.
- A display illustrating and providing the results of any one of experiments that are included in the project books. No complete engines, lawn tractors, tillers, chainsaws are permitted for display. Maximum tri-fold display size is 3' x 4'.

414102. MAINTENANCE: Exhibit a display that illustrates either:

- Routine maintenance procedures
- Diagnosing and trouble shooting specific problems in an engine. No complete engines, lawn tractors, tillers, chainsaws etc. are permitted for display. Maximum tri-fold display size is 3' x 4'.

414103. OPERATION: Exhibit an operable small engine (no more than 20 HP) overhauled or rebuilt by the member. Include maintenance schedule for the engine and a brief description of steps taken by the member overhauling or rebuilding the engine. Maximum tri-fold size 3' x 4'. Engine should contain no fuel in tank or carburetor.

414104. Notebook– Junior (No class available for this project at Kansas State Fair, Stafford Co. Fair only)

414105. Notebook– Intermediate (No class available for this project at Kansas State Fair, Stafford Co. Fair only)

414106. Notebook– Senior (No class available for this project at Kansas

ALTERNATIVE ENERGY

(Alternative energy as a 4-H project is a form of energy derived from a natural source, such as the sun, geothermal, wind, tides or waves) All exhibits in this division are limited in size to standard, tri-fold, display boards (3' x 4') and items may not extend beyond 12" from the back board. All displays must be self standing.

CLASS

EDUCATIONAL DISPLAY: Create an exhibit that addresses a focused topic related to power generated from a renewable energy source. The purpose of the exhibit is to inform and create awareness.

414201. Junior

414202. Intermediate

414203. Senior

414204. EXPERIMENT: Display an experiment addressing a problem or question related to power generated from a renewable energy source. Include hypothesis, background research, variables, a control, data, findings, conclusions and recommendations for future study.

4-H ENTOMOLOGY



Superintendent

- READ GENERAL RULES AND REGULATIONS.
- A 4-H member may choose to exhibit in the Entomology Collection, Entomology Notebook, and/or Educational Display categories.
- Resources for exhibiting can be found on the Kansas 4-H Entomology Project Page
- 4-Hers should avoid using copyright materials whenever possible by originating his/her own work. Copyrighted and/or trademarked materials utilized in banners, displays, demonstrations, posters or other activities for endorsement or promotion instead of educational purposes will be disqualified and will not be displayed or receive ribbons or premium.

COLLECTIONS CLASSES

General Guidelines

- All entries should be placed in an 18" x 24" x 3 ½" wooden display box with a clear plastic top (such as Plexiglas). Boxes with glass covers WILL NOT be accepted. Boxes can be handmade or purchased as long as they are of the correct size. Please visit the Kansas 4-H Entomology Project page for box instructions and plans.
- 4-Hers may choose to use one of two taxonomies:
 - A. As printed in "Insects in Kansas" book or
 - B. As printed on the "Insects in Kansas Book: 2016 Revised Taxonomy" which follows www.bugguide.net
- Each exhibitor is required to identify each box with two identification label bearing exhibitor's name, county or district, the collection class 4-H'er is enrolled, and statement of taxonomy used. One label goes in the upper left corner of the box (inside) and other on the lower right corner of the box (outside.) Arrange specimens in the box so it can be displayed lengthwise.
- The number of orders, specimens (and families where required) must be included on both of the exhibitor's box identification label.
- A completed 4-H Entomology Photo Release Form must be attached to the Entry Card for all exhibits.
- Arrangement of specimens: The preferred method is to arrange the insects in groups or rows parallel to the short sides of the box. Specimens are to be arranged by Order in the box, then Family where required.
- Two labels should be centered on the pin beneath each specimen. First (closest to the specimen) is the common named label and the second label should include date/locality. Full county name, and state abbreviation should be on the second label. Collector's name (or host) on the date/locality label is optional.
- The specimens should be collected by the exhibitor, and should focus on Kansas insects. Insects may be collected from one county into bordering states, and labeled accordingly. Please refer to "Entomology Collection Exhibit Resource" for full details on out-of-state insects in collections.
- Only specimens of the class Insects should be included.
- Purchased insects are not to be exhibited in collections, but they may be used in educational displays
- Specimens of soft bodied insects such as aphids, lice, termites, etc. should be exhibited in alcohol filled vials; however, the use of alcohol filled vials should be limited to only those specimens that lose their shape when pinned, since the vials pose a significant hazard to the rest of the collection if they become loose in transit.

CLASS

415001. Insect Collection: This class is for the very young 4-Hers (Suggested ages: 7-9) that are just getting started making an insect collection. Participants should display 15 to 30 insects representing a minimum of 6 orders. These collections are to be exhibited in small cardboard or plastic boxes (1 or two boxes with a total display area no more than 130 square inches). Boxes can be homemade by placing a layer of polystyrene foam in the bottom of a shoe box, school box, or storage container or can be purchased from a biological supply company. For the exhibit, the boxes should have a clear plastic top. (Not eligible for Champion Entomology)

415002. BEGINNING I ENTOMOLOGY COLLECTION: Display in one standard box a minimum of 50 and maximum of 125 species representing at least 7 orders. Follow the general guidelines listed for all collections. Members can exhibit in this class a maximum of 3 years, or until they receive a purple ribbon at the Kansas State Fair, whichever comes first.

415003. BEGINNING II ENTOMOLOGY COLLECTION: Display in one standard box a minimum of 75 and maximum of 150 species representing at least 9 orders. Follow the general guidelines listed for Collections. Members can exhibit in this class a maximum of 3 years, or until they receive a purple ribbon at the Kansas State Fair, whichever comes first.

415004. INTERMEDIATE ENTOMOLOGY COLLECTION: Display a minimum of 100 and a maximum of 300 species representing at least 10 orders. Two standard boxes can be used. Follow the general guidelines listed for Collections. In addition, family identification is required for all insects in any two of the following six orders: (Only two will be counted for judging) -

- "Insects in Kansas Book" – Orthoptera, Hemiptera, Homoptera, Coleoptera, and/or Diptera. Or
- "Insects in Kansas Book: 2016 Revised Taxonomy", which follows www.bugguide.net – Odonata, Orthoptera, Hemiptera, Coleoptera, Hymenoptera, and/or Diptera.

On a piece of paper list what you did to improve your collection during the current year. Members can exhibit in this class a maximum of 3 years, or until they receive a purple ribbon at the Kansas State Fair, whichever comes first.

415005. ADVANCED ENTOMOLOGY COLLECTION: Display a minimum of 150 and a maximum of 450 species representing at least 12 orders. Three standard boxes can be used. Follow the general guidelines listed for Collections. Family identification is required for all insects belonging to the six basic orders as outlined under the Intermediate phase. Only families in the above six orders will be counted for judging. Family identification of insects in the remaining orders is optional, but desirable as long as accuracy is maintained. On a piece of paper list what you did to improve your collection during the current year. Examples: what insects did you add or replace, what orders and/or families you added; what Leadership you have provided in this project, and/or what insects you have studied. Attach the paper to the back of one of the display boxes. Members may continue to exhibit in this class at the Kansas State Fair for an unrestricted number of years as long as they remain eligible for 4-H membership.

NOTEBOOK CLASSES

General Guidelines

- Individual entries are to be placed for display in a three ring notebook for competition.
- A completed 4-H Entomology Photo Release Form must be attached to the Entry Card for all exhibits.
- Exhibitors who have been previously enrolled in or are currently enrolled in the other phases of the Entomology project need to start with the Beginning Phase of Entomology Notebooks, not the Introductory phase.
- Each exhibitor is required to identify the notebook by placing a Title page in the front of the notebook bearing the exhibitor's name, county, class 4-H'er is enrolled, and statement of taxonomy used:
 - A. As printed in "Insects in Kansas" book or
 - B. As printed on the "Insects in Kansas Book: 2016 Revised Taxonomy" which follows www.bugguide.net
- The number of orders, specimens and families (required in Intermediate and Advanced classes) must also be included on the Title Page.
- Specimen pages should be grouped according to order, and should include one page per species. If more than one insect is in the photo, an arrow to indicate the identified insect should be used.
- Date, common name, full county name, and state abbreviation should be included for each species. Collector's name on the specimen page is optional.
- Specimen pages should have two different views of the insect if possible. If pictures are taken on different dates/localities, include information for both.
- A statement describing the habitat where found/host plant
- may be included and is encouraged and will be worth a bonus 10 points total, not per page. For Intermediate and Advanced Notebooks, this is strongly encouraged.
- A divider page is to be placed in front of each order of insects with the order name printed on the tab for the page and also on the front of the divider page.
- For the intermediate and advanced classes, insects are also to be grouped by family behind each order divider.
- If the exhibitor has been in the same class for more than one year, a separate sheet of paper needs to be added stating how many years the exhibitor has been in this class of the project, and what the exhibitor did this year improve their notebook. Place the paper just behind the Title Page in front of the notebook.
- A special project must be completed each year, and included in the note book. See project guide materials for specifications.

CLASS

415101. INTRODUCTORY ENTOMOLOGY NOTEBOOK: Display a minimum of 10 and a maximum of 30 insect species representing at least 6 different orders. Follow the general guidelines listed for Notebooks, including the Special Project. A 4-H'er may exhibit in this class for a maximum of two years.

415102. BEGINNING ENTOMOLOGY NOTEBOOK: Display a minimum of 20 and a maximum of 60 insect species representing at least 7 different orders. Follow the general guidelines listed for all Notebooks, including the Special Project. A 4-H member may exhibit in this class for a maximum of three years, or until they receive a purple ribbon at the Kansas State Fair, whichever comes first.

415103. INTERMEDIATE ENTOMOLOGY NOTEBOOK: Display a minimum of 60 and a maximum of 100 species representing at least 9 orders. Follow the general guidelines listed for Notebooks, including the Special Project. In addition, family identification is required for all insects in any two of the following six orders: (Only two will be counted for judging)

"Insects in Kansas Book"– Orthoptera, Hemiptera, Homoptera, Coleoptera, Hymenoptera, and/or Diptera. Or "Insects in Kansas Book: 2016 Revised Taxonomy", which follows www.bugguide.net – Odonata, Orthoptera, Hemiptera, Coleoptera, Hymenoptera, and/or Diptera.

A 4-H Member can exhibit in this class a maximum of 3 years, or until they receive a purple ribbon at the Kansas State Fair, whichever comes first.

415104. ADVANCED ENTOMOLOGY NOTEBOOK: Display a minimum of 100 and a maximum of 200 species representing at least 12 orders. Follow the general rules listed for Notebooks, including the Special Project. Family identification is required for all insects belonging to the six basic orders outlined under the Intermediate phase. Only families in the above six orders will be counted for judging. Family identification of insects in the remaining orders is optional, but desirable as long as accuracy is maintained. Members may continue to exhibit in this class for an unrestricted number of years as long as they remain eligible for 4-H membership.

EDUCATIONAL DISPLAY CLASSES

General Guidelines

- Share with others what you learned in this project. Exhibit any activity or learning experience related to the field of entomology or the Teaming with Insects curriculum that does not fit into Entomology Collection or notebook classes previously discussed.
- Follow copyright laws as explained in the General Rules.
- The exhibit may be, but is not limited to: original works, digital presentations (must provide printed hardcopy for exhibit purposes for duration of fair), programs, websites, games, apps, display box, notebook, display or poster which you have made.
- If the exhibit is a wooden display box, it must be 18"x 24"x3.5". with a clear plastic top (such as Plexiglas) and displayed horizontally. If the exhibit is a poster, it must not be larger than 22"x28". If the exhibit is a display, maximum size is not to exceed a standard commercial 3'x4' tri-fold display board.
- Name and county must clearly be marked on educational exhibits.
- A completed 4-H Entomology Photo Release Form must be attached to the Entry Card for all exhibits.

Eligibility—A 4-H member enrolled in the Entomology Project may exhibit in the ENTOMOLOGY COLLECTION, ENTOMOLOGY NOTEBOOK and/or EDUCATIONAL DISPLAY categories. 4-H members who have been previously exhibited in Notebooks or educational displays, need to start with the Beginning Phase of Entomology Collections, not the Introductory phase.

CLASS

415201. BEGINNING EDUCATIONAL DISPLAY: Class for individuals that are exhibiting in the Beginning I and II Collection or Beginning Notebook Classes. If only exhibiting in this category, then ages 7-9

415202. INTERMEDIATE EDUCATIONAL DISPLAY: Class for individuals that are exhibiting in the Intermediate Collection or Intermediate Notebook Classes. If only exhibiting in this category, then ages 10-13.

415203. ADVANCED EDUCATIONAL DISPLAY: Class for individuals that are exhibiting in the Advanced Collection or Advanced Notebook Classes. If only exhibiting in this category, then ages 14 or older.

Monarch Butterfly Educational Display Rules:



Monarch Butterflies were officially put on the Endangered Species List on July 21, 2022. Having the scientific name *Danatus plexippus*, this migratory butterfly is well known for its spectacular annual journey of up to 3,000 miles across the Americas. It is now threatened with extinction due to habitat loss and climate change. 4-Hers can play a critical role in helping to bring habitat back for the Monarch Butterfly. They can help educate the public on ways to establish food sanctuaries for this butterfly species and help bring them back from the threat of extinction. 1. Exhibits should teach the public about the Monarch Butterfly and/or ways to protect and conserve it. The information could show nectar sources for adult butterflies and food sources for caterpillars, Monarch tagging activities, collection of native milkweed and then packaging it to give to others to plant, a group working together to plant a Monarch friendly garden, ect. 2. 4-Hers may create a poster, notebook, standard size tri-fold, diorama, slide show or other visual display that shows information on Monarch Butterflies If a slide show is created, it should be presented on a zip drive along with a printed copy of the presentation. butterflies and food sources for caterpillars, Monarch tagging activities, collection of native milkweed and then packaging it to give to others to plant, a group working together to plant a Monarch friendly garden, ect. 2. 4-Hers may create a poster, notebook, standard size tri-fold, diorama, slide show or other visual display that shows information on Monarch Butterflies If a slide show is created, it should be presented on a zip drive along with a printed copy of the presentation.

CLASS

415301. Beginning Monarch Butterfly Educational Display Class: for 4-H members enrolled in Beginning I or II Entomology

415302. Intermediate Monarch Butterfly Educational Display Class: for 4-H members enrolled in Intermediate Entomology

415303. Advanced Monarch Butterfly Educational Display Class: for 4-H members enrolled in Advanced Entomology

4-H FIBER ARTS



Superintendents: Becky Reed & Joanna McAlister

Junior Superintendent: Garrett McAlister

- Read General Rules and Regulations.
- Fiber Arts is defined as any method of creating a unique design with fiber, fabric or yarn. This may include: making fabric (such as weaving, crochet, knitting, needlepoint); or when existing fabric is changed into something quite different (such as quilting or embroidery or ethnic art.) Ethnic Fiber Arts should use a fiber, yarn or fabric to create the design exhibit. Non-textile (examples include wood, reed, straw, grass etc.) baskets/pieces should be entered in the Visual Arts Division. Ethnic Fiber Arts are a Fiber Art/Textile technique that is associated with a specific country or culture. It is a practical skill that was developed to provide basic family needs such as apparel, home furnishings or decorations. It is also defined as a method that has been maintained throughout history and passed on to others, often by observation and by example, such as batik, Swedish huck towel weaving, mud cloth, bobbin weaving, tatting, felted items that are not knitted or crocheted, etc.
- All articles must be the work of the exhibitor in the current year.
- Type or print on a 3" x 2 1/2" piece of cloth or index card: class number, county and exhibitor's name. Safety pin or sew this ID label on the corner of article.
- Exhibitors may have two (2) entries per class.
- Work produced at School, Church, camp, etc. ARE eligible for judging.
- When articles which are normally worn as a pair are exhibited, both articles must be shown together. Fasten articles together securely with yarn.
- Special consideration will be given to articles which are of original design. Such articles should have a note attached explaining the original design.
- The method of judging for this department is through Consultation judging.
- All exhibits which need to be hung must have the appropriate hanger, rod, wire or other mechanism attached in order to be properly displayed.
- Fiber Arts Educational Notebook– Share with others what you learned in this project about a particular Fiber Art. Exhibits should be in the form of a notebook or binder. The notebook should include a narrative section describing the fiber art. It should include a clear description of the project, technique, budget, supplies, goals, accomplishments, successes, failures, and future plans. It may include samples of techniques, how-tos, photographs of completed projects, or other ways of education others about fiber arts. Note: A collection of brochures, web pages, patterns, record book forms, etc. does not constitute an educational notebook. Follow copyright laws. Name, County, and Fiber Art covered must be clearly marked in the notebook. Please see Notebooks, Posters & Self Determined Department for classes.

AWARDS:

A Junior, Intermediate & Senior Division Champion and Reserve Champion for each division will be awarded. An Overall Grand Champion and Overall Reserve Champion will be selected from all divisions combined.

JUNIOR AGE DIVISION

CLASS

416001. Crochet, an article including felted items

416002. Knitting, an article made either by hand or by knitting machine including felted items.

416003. Needle Arts, an article created by hand using any of the following techniques: (a) embroidery and cross-stitch; (b) needlepoint; (c) candlewicking; (d) crewel; (e) lacework; and/or (f) applique

416004. Patchwork and Quilting, an article; It is acceptable practices for the exhibitor to create the patchwork or quilted article and have someone else quilt it.

416005. Rug Making, a rug; acceptable techniques include braiding, latch hook, tying, floor cloth, etc. The finished product should be an item that would be an item used in the home.

- 416006. Spinning, a skein; minimum 10 yards in length
- 416007. Weaving, a woven article
- 416008. Ethnic Arts, an article
- 416009. Macrame, an article
- *Notebook, Poster, Educational Display*-Any Individual Project

INTERMEDIATE AGE DIVISION

CLASS

- 416101. Crochet, an article including felted items
- 416102. Knitting, an article made either by hand or by knitting machine including felted items.
- 416103. Needle Arts, an article created by hand using any of the following techniques: (a) embroidery and cross-stitch; (b) needlepoint; (c) candlewicking; (d) crewel; (e) lacework; and/or (f) applique
- 416104. Patchwork and Quilting, an article; It is acceptable practices for the exhibitor to create the patchwork or quilted article and have someone else quilt it.
- 416105. Rug Making, a rug; acceptable techniques include braiding, latch hook, tying, floor cloth, etc. The finished product should be an item that would be an item used in the home.
- 416106. Spinning, a skein; minimum of 10 yards in length
- 416107. Weaving, a woven article
- 416108. Ethnic Arts, an article
- 416109. Macrame, an article
- *Notebook, Poster, Educational Display*-Any Individual Project

SENIOR AGE DIVISION

CLASS

- 416201. Crochet, an article
- 416202. Knitting, an article made either by hand or by knitting machine including felted items.
- 416203. Needle Arts, an article created by hand using any of the following techniques: (a) embroidery and cross-stitch; (b) needlepoint; (c) candlewicking; (d) crewel; (e) lacework; and/or (f) applique
- 416204. Patchwork and Quilting, an article; It is acceptable practices for the exhibitor to create the patchwork or quilted article and have someone else quilt it.
- 416205. Rug Making, a rug; acceptable techniques include braiding, latch hook, tying, floor cloth, etc. The finished product should be an item that would be an item used in the home.
- 416206. Spinning, a skein; minimum of 10 yards in length
- 416207. Weaving, a woven article
- 416208. Ethnic Arts, an article
- 416209. Macramé, an article
- *Notebook, Poster, Educational Display*-Any Individual Project

4-H FOODS & NUTRITION

Superintendent: Kim Fritzeimer & Tabra Ward

Junior Superintendents: Weston Peterson

- READ GENERAL RULES & REGULATIONS
- Class 417501-417504 Place Setting are open to ALL phases and are NOT required for completion of a project.
- A member may make 1 entry per class. Pre-entry is required for all exhibits.
- Recipes in the foods' project books are only guidelines. Comparable recipes from other sources may be used.
- Copies of recipes are required to be with the exhibit or the product will not be judged. Secure recipe to bag with tape or twist tie. Recipes can be handwritten or computer generated
- NOTE: NO MIXES IN RECIPES except in the Beginner Division. Beginners must indicate "mix" on entry card. (EG. Cake mixes, cookie mixes) All products for Intermediate and Senior levels must be made from scratch.
- For food safety purposes, any food with custard and dairy-based fillings and frostings (ex. Cream cheese), raw eggs, flavored oils, "canned" bread or cakes in a jar, cut fresh fruit or any food requiring refrigeration (ex. Bacon), or unbaked exhibit with raw flour (ex. No-Bake Cookies) will be disqualified and not judged. Refer to K-State Research and Extension publication, 4-H888, Judge's Guide for Food and Nutrition Exhibits for more information to help you make informed, safe food decisions.
- Alcohol (ex. Wine, beer, and hard liquor) is not allowed as an ingredient in food entries. Entries with alcohol in the recipe will be disqualified and not be judged.
- All baked goods must be left whole and uncut. Small items, such as cookies or rolls, should be the same shape and from the same recipe.
- All unfrosted cakes shall be exhibited in upright position with top crust showing except for those cakes made with special designs such as Bundt cakes. They should have top crust side down.
- All exhibits are to be labeled when entered. Labels are available from the Extension Office and should be pasted on the bottom side of the plate or cardboard.
- NOTE: The product should also be labeled with the name of the product, being specific. This is for the Food sale ONLY. (Example: Banana Nut Bread, Whole Wheat Raisin Bread)
- Any baked product that can be removed from the pan should be placed on a desirable size disposable plate, covered cardboard cut to fit the size of the product, or disposable container of appropriate size for the exhibit.
- Pies & Coffee Cakes are required to be in disposable pans.
- Exhibits should be in food grade plastic bags, disposable plastic container or boxes of appropriate size for the exhibit. The container is not judged.

- All champion and reserve champion products are eligible to be sold during the Premium Auction. Refer to Premium Auction General Rules & Regulations for details.
- Educational Exhibits in Foods & Nutrition division can be a poster, notebook, or display showing and describing something learned, a project activity done, a food-nutrition community service program, etc. Should relate to things done in the project in which member is enrolled. Please see Notebooks, Posters & Self Determined Department for classes.

BEGINNING FOODS (7-9 yrs)

CLASS

417001. Cookies/Brownies in a Jar, made from one recipe
 417002. No Bake Cookies, 3 samples, made from one recipe. (no raw flour)
 417003. Cookies, 3 samples, made from one recipe, mix or scratch
 417004. Muffins, 3 samples, made from one recipe, mix or scratch
 417005. Cake - single layer, batter, 1 whole product 8" or 9" round or square, unfrosted - NO TOPPINGS , from a mix or from scratch
 417006. Snack mix or granola, 1 cup
 417007. Cupcake, 3 samples, frosted with liner, from mix or scratch
 417008. Food Flop, Just for fun! Bread not rise, cake fell, yeast rolls resemble door stops? If so, bring it in to be evaluated! This could be your most educational exhibit—learn from your mistakes. No ribbons or premiums will be awarded.
 Notebook, Poster, Educational Display-Any Individual Project

INTERMEDIATE FOODS (10-13 yrs)

CLASS

417101. Cookies, 3 samples, made from one recipe
 417102. Quick Bread, 1 loaf, fruit or nuts may be added
 417103. Muffins, 3 samples, made from one recipe, fruits or nuts may be used
 417104. Decorated Cupcake, frosted with liner, 3 samples
 417105. Cake - Single layer batter, 8" or 9" Round or square, frosted or unfrosted - NO TOPPINGS
 417106. Bundt Cake, 1 whole product
 417107. Specialty bread, 1 whole product (tea ring, 3 sweet rolls, cinnamon bread, Sourdough, 3 pretzels, 3 bread sticks, etc.)
 417108. Coffee Cake, 1 whole product, NO YEAST
 417109. 1 loaf or 3 rolls yeast bread - white
 417110. 1 loaf or 3 rolls yeast bread - any grain
 417111. Food Flop, Just for fun! Bread not rise, cake fell, yeast rolls resemble door stops? If so, bring it in to be evaluated! This could be your most educational exhibit—learn from your mistakes. No ribbons or premiums will be awarded.
 Notebook, Poster, Educational Display-Any Individual Project

ADVANCED FOODS (14+ yrs)

CLASS

417201. Cookies, 3 samples, made from one recipe
 417202. Muffins, 3 samples, made from one recipe, fruits or nuts may be used
 417203. Quick Bread, 1 loaf, fruit or nuts may be added
 417204. Cake, two layer batter, frosted, 8" or 9" round or square
 417205. Coffee Cake, 1 whole product, NO YEAST
 417206. 1 loaf or 3 rolls Yeast Bread, White
 417207. 1 loaf or 3 rolls Yeast Bread, any grain
 417208. Specialty bread, 1 whole product (tea ring, 3 sweet rolls, cinnamon bread, Sourdough, 3 pretzels, 3 bread sticks, etc.)
 417209. Angel Food Cake, 1 whole product
 417210. Yellow Sponge Cake, 1 whole product
 417211. Chiffon Type Cake, 1 whole product
 417212. Bundt Cake, 1 whole product
 217213. Fruit Pie - 2 crust, 1 whole product, NO CREAM PIES OR CANNED FILLINGS ACCEPTED
 217214. Food Flop, Just for fun! Bread not rise, cake fell, yeast rolls resemble door stops? If so, bring it in to be evaluated! This could be your most educational exhibit—learn from your mistakes. No ribbons or premiums will be awarded.
 Notebook, Poster, Educational Display-An Individual Project

SENIOR ADVANCED FOODS

CLASS

- 417301 - Quick Bread, 1 loaf
 417302- Cake - 2 layer batter, 1 whole product, 8" or 9" round or square, frosted
 417303. White Yeast Bread, 1 loaf or 3 rolls, made from one recipe
 417304. Yeast bread, 1 loaf or 3 rolls, made from one recipe, any grain
 417305. Specialty bread, 1 whole product (tea ring, 3 sweet rolls, cinnamon bread, Sourdough, 3 pretzels, 3 bread sticks, etc.)
 417306. Angel Food Cake, 1 whole product
 417307. Yellow Sponge Cake, 1 whole product
 417308. Chiffon Type Cake, 1 whole product
 417309. Bundt Cake, 1 whole product
 417310. Fruit Pie - 2 crust, 1 whole product, NO CREAM PIES OR CANNED FILLINGS ACCEPTED
 417311. Food Flop, Just for fun! Bread not rise, cake fell, yeast rolls resemble door stops? If so, bring it in to be evaluated! This could be your most educational exhibit—learn from your mistakes. No ribbons or premiums will be awarded.
 Notebook, Poster, Educational Display-Any Individual Project

FOOD GIFT PACKAGE

A food gift package MUST contain at least 3 different food items (prepared for human consumption), made by the 4-H member, in a suitable container no larger than 18" x 18" x 18" . Prepared food items must have recipes attached with the entry. Additional homemade food items beyond the 3 minimum, or purchased items may also be included in the gift basket. On the back of a 3x5 card, answer these questions: a) what is the intended use; b) what food safety precautions were taken during and after preparation? This

entry will count as a non-perishable food product, not as an educational exhibit. Home canned foods must follow Food Preservation rules. Canning jars should not be used for baking per manufacturer's instructions. They could break during baking. A decorated food item **MUST BE** a food item, not a decorated box. No alcoholic beverages are allowed in the exhibit.

CLASS

417401. Intermediate Food Gift Package.
417402. Advanced Food Gift Package.
417403. Sr. Advanced Food Gift Package.

PLACE SETTING

JUNIOR

Plan a menu chosen appropriate for a Junior member in the foods project. Plan the menu for a snack of your choice. Menu should focus on the new My Plate guide for a nutritious diet, showing moderate use of fats, sodium and sugar. Menu should be placed on an 3 x 5 card and should correlate with decorations used. No centerpiece is required Computer generated graphics and pre printed paper are suitable for use.

JUDGING GUIDE FOR PLACE SETTINGS FOR JUNIOR LEVEL 100 POINTS POSSIBLE

25 - Menu
25 - Correlation of appointments
25 - Placement of appointments
25 - Originality

CLASS

417501. Junior - Snack Menu included on a 3 x 5 card

INTERMEDIATE, SENIOR & SENIOR ADVANCED

Plan a menu chosen appropriate for Intermediate, Senior, Senior Advanced 4-H member in the foods project. Plan the menu for a meal of your choice. Menu should focus on the new My Plate guide for a nutritious diet, showing moderate use of fats, sodium and sugar. Menu should be placed on an 8 1/2 x 11 sheet of paper and should correlate with centerpiece and decorations used. Computer generated graphics and pre printed paper are suitable for use.

JUDGING GUIDE FOR PLACE SETTINGS FOR LEVELS INTERMEDIATE, SENIOR & SENIOR ADVANCED 100 POINTS POSSIBLE

20 - Menu
20 - Correlation of appointments
20 - Placement of appointments
20 - Centerpiece
20 - Originality

CLASS

417502. Intermediate
417503. Senior
417504. Senior Advanced

4-H FOOD PRESERVATION



- READ GENERAL REGULATIONS.
- All exhibits must have been preserved since the previous year's county fair.
- Recipes and processing methods from sources below are recommended. Recipes must be current, tested resources listed below **AND MUST BE ADJUSTED FOR ALTITUDE** based on your processing location, or it will be disqualified. Processing methods that will be disqualified include: open kettle-canning, oven canning, sun canning, and using electric multi-cookers. For more information on electric multi-cookers, see http://nchfp.uga.edu/publications/nchfp/factsheets/electric_cookers.html. Untested recipes will be disqualified for food safety reasons.

Tested Recipe sources include:

- K-State Research and Extension Food Preservation Publications
- Other University Extension Food Preservation publications
- USDA Complete Guide to Home Canning, @2015
- So Easy to Preserve, 6th edition, The University of Georgia Cooperative Extension Service
- Ball ® Blue Book Guide to Preserving, Edition 37
- Ball ® Complete Book of Home Preservation, @2015 and @2020
- All New Ball Book of Canning and Preserving
- Canning mixes (i.e. Mrs. Wages, Ball®)
- Pectin manufacturers (i.e. SureJell, Ball®)
- KSRE Rapid Response Center Preservation Recipes
- <http://www.rrc.k-state.edu/preservation/recipes.html>
- National Center for Home Food Preservation
- Ball ® and Kerr

Refer to the following K-State Research and Extension publications for more information:

- 4H712- Food Safety Recommendations for Food Preservation Exhibits
- MF3170- "10 Tips for Safe Home-Canned Food"
- MF3171- "Sassy Safe Salsa at Home"
- MF3172- "What's your Elevation?"
- MF3241- "How to Guide to Water Bath Canning and Steam Canning"
- MF3242- "How to Guide to Pressure Canning"

- Alcohol is not allowed as an ingredient in food preservation entries. Entries with alcohol in the recipe will be disqualified and not be judged.
- A member may make 1 entry per class. Pre-entry is required for all exhibits.
- Each Exhibit must have the complete recipe and instructions attached with the entry card, or it will be disqualified. Recipe must include exhibitor name, recipe source, date of publication, and altitude, where food was processed. If using Mrs. Wage's or Ball ® mixes, indicate the date the mix was purchased.
- 7. Exhibits must be sealed in clean, clear standard canning jars, with matching brand (ex: use Ball ® lids on Ball ® jars, or Kerr lids on Kerr jars, etc.) two piece lids. Do not use colored jars. Do not add fancy padded lids, fabric over wraps, or cozies as the interfere with the judging process. No fancy packs unless recipe states to do so (ex: Pickled asparagus). Jars must be sealed when entered. For food safety reasons, the size of jars used must not be larger than the jar size stated in the recipe.
 - Note: There are 12-ounce, 24-ounce, and 28-ounce canning jars available and may be used. Use pint jar process recommendations for 12-ounce jars. Use quart jar process recommendations for 24-ounce, and 28-ounce jars.
- Each jar must be labeled. The label must not cover brand name of jar. The label must give: Class Number, Product, Altitude where processed, Canning Method (water bath, weighted gauge or dial gauge pressure method), Process Time, Pressure (psi), Date processed including month and year, Name, and County/District. Labels may be obtained from the Extension Office.
- Classes 418001-418006 will require one jar for each class
- If dried food product is not in a canning jar, it will be lowered one ribbon rating. Suggested amount: 1/3-1/2 cup, or three or four pieces per exhibit. All meat jerky must be heated to an internal temperature of 160 degrees F before or after drying. This is not the drying temperature! Dried products must include the recipe, preparation steps and heating instructions. Jerky not heated to an internal temperature of 160 degrees F will be disqualified and not be judged. Heating information can be found in "Dry Meat Safely at Home" www.ksre.ksu.edu/bookstore/pubs/MF3173.pdf

CLASS

- 418001. Fruits, juices, tomatoes, 1 jar
- 418002. Sweet spreads, 1 jar (includes preserves, butters, conserves, jams, marmalades, and jellies)
- 418003. Low acid vegetables, 1 jar
- 418004. Pickles and relishes, 1 jar
- 418005. Dried Meats, 1 Jar
- 418006. Dried foods, 1 small jar

4-H GEOLOGY

Superintendent

- READ GENERAL RULES AND REGULATIONS
- The exhibit box should be 18" x 24" x 3 ½ inches high. Plexiglas covers are required. Boxes with glass covers WILL NOT be accepted. All specimens are to be arranged across the narrow (18") dimension of the exhibit box, making the exhibit 18" across the top and 24" deep exactly. If a box has a sliding Plexiglas cover, it must be removable from the top. Screws, locks, or other devices that would prevent the removal of the cover should not be used.
- Each exhibitor is required to identify each display box by placing an identification label bearing name, club and number of specimens in the upper left hand corner of the Plexiglas cover (inside – use clear double-sized tape to adhere gummed labels), and by attaching a label with the same information on the lower right corner of the box (outside). The inside label is to also indicate the class number.
- An Exhibitor may enter in both Geology and lapidary classes. Exhibitor may show in only one of the first four geology classes (419001, 419002, 419003, or 419004). Exhibitor may also show in geology class 419101 (Educational Exhibit), 419201 Mineralogy and in one lapidary class.
- Geology specimens should be labeled with the number of specimen, date collected, specimen name or description, and locality (county only) where collected.
- Specimens should be mounted in the box by proper groups: rocks, minerals, fossils. Fossils must be identified to Phylum, Class and Genus level. Genus name is to begin with a capital letter. Species name is all lower case. Genus and species names must be either italicized or underlined, not both. The words "phylum, class, genus" on labels are to be spelled out, not abbreviated. More than one specimen of the same kind of rock or mineral or species of fossil may be exhibited if this duplication represents different geological formations. Specimen label must show this distinction (Fort Hays Limestone, not just limestone; calcite from the Greenhorn Formation, not just calcite; Phylum: Brachiopoda Class: Articulata Genus: Composita from the Morrill Limestone Member, not just Phylum: Brachiopoda Class: Articulata Genus: Composita).
- For classes 4190001-419004 ALL specimens MUST be collected (not purchased) from locations in Kansas, with the exception of Tri-State Mining Area specimens collected from these three adjacent counties: Ottawa County, OK; Newton and Jasper Counties, MO. OTHER OUT-OF-STATE SPECIMENS WILL NOT COUNT IN THE MINIMUM NUMBER FOR THE CLASS, NOR WILL THEY BE CONSIDERED IN THE JUDGING.

CLASS

419001. Geology Collection: Display at least 15 different rocks, minerals or fossils collected during current 4-H year. Limited to one exhibit box (See #2). Only those exhibiting for the first time may enter this class.

419002. Beginning Geology: Display at least 30 different rocks, minerals or fossils, at least 5 of each. Fifteen must be collected during the current 4-H year. Limited to one exhibit box (See #2). This class is open to those exhibiting either first or second time at the Fair.

419003. Intermediate Geology: Display at least 45 rocks, minerals or fossils, at least 5 of each. Fifteen must be collected during the current 4-H year. Exhibit limited to two exhibit boxes (See #2). Identify rocks as igneous, metamorphic, or sedimentary. These rock types must be spelled out on labels or have a legible key. This class is open to those exhibiting either the third or fourth time at the Fair.

419004. Advanced Geology: Display at least 60 rocks, minerals, or fossils, at least 5 of each. Fifteen must be collected during the current 4-H year. Exhibit limited to two exhibit boxes (See #2). Identify the rocks as igneous, metamorphic, or sedimentary. These rock types must be spelled out on labels or have a legible key. This class is open to those exhibiting fifth time or more at the Fair.

419101. Geology Educational Exhibit: An exhibit relating geology to everyday living; or to a mineral test, a rock formation, geological history, species of a fossil, forms of one mineral, a variation of one kind of rock, archeological artifacts, or Indian artifacts. Digital formats are accepted. Please make arrangements for the judge to view your exhibit and have a hard copy for display. Exhibit limited to 4 feet of table space. Care should be taken to use durable materials that will withstand Fair conditions. Exhibitor can show in this class regardless of number of times he or she has exhibited at the Fair or whether exhibitor has entries in geology classes. Exhibitor may also exhibit in lapidary class.

419201. Mineralogy: Display a minimum of 15 mineral specimens collected in Kansas, at least 5 of which have been collected during the current 4-H year. The minerals are to be grouped by mineral class (i.e. Carbonates, Oxides, Silicates) and at least 3 classes must be represented. The member must use one standard display box (See #2). The specimens must be labeled with the number of specimen, date collected, name of specimen, county where collected and chemical composition (i.e. CaCO₃ for calcite) if known.

LAPIDARY CLASSES

- The lapidary classes will be judged on the following criteria: Workmanship and Content – 60 points, Presentation and Showmanship - 30 points, and Accuracy of Information - 10 points.
- For Lapidary Classes ONLY, the dimensions of the box should be appropriate for the display, but should not exceed 18" x 12" x 3 ½".
- All lapidary specimens should be labeled with the following information: Specimen Name, Place of Origin (country, state, or county: county required for Kansas specimens), Purchased or self-collected, Date lapidary treatment began, Date lapidary treatment completed (Treatment completed after the State Fair is considered a new year specimen).

419101. Lapidary Collection: Display at least 5 varieties of polished (tumbled) specimens and 5 varieties of unpolished specimens that have not yet received lapidary treatment. These do not have to be an example of "before and after", nor do they have to be self-collected. Locales must be identified. Only those exhibiting for the first time may enter this class.

419102. Beginning Lapidary: Display before-and-after examples of at least 3 varieties of specimens, at least 2 tumble-polished and 2 unpolished of each. There is no requirement that the 4-H'er collect any of these. Locales must be identified. Lapidary work should be done during the current 4-H year.

419103. Intermediate Lapidary: Display before-and-after examples of at least 6 varieties of specimens, at least 2 tumble-polished and 2 unpolished of each. At least two varieties should be collected from the native site by the 4-H'er, at least one of which comes from Kansas. Locales must be identified. Lapidary work on at least three varieties should be done during the current 4-H year.

419104. Advanced Lapidary— Display before-and-after examples of at least 9 varieties of specimens, at least 2 tumble-polished and 2 unpolished of each. At least three varieties should be collected from the native site by the 4-H'er, at least two of which comes from Kansas. Locales must be identified. Lapidary work on at least three varieties should be done during the current 4-H year.

419105. Lapidary Treatment: Exhibit at least 6 specimens that have not previously been exhibited, which have received lapidary treatment. Lapidary treatment may consist of polishing, and end, face, or flat lapping. Specimens must represent at least 3 different varieties and include at least three cabochons of any size or shape, only one of which may be free-formed. A cabochon is a style of cutting in which the stone forms a domed or curved convex surface. Three of the specimens must be mounted into jewelry findings.

4-H HOME ENVIRONMENT



- Read General Rules & Regulations.
- Only articles to be judged may be included in the exhibit.
- Exhibitors are limited to only two (2) entries per class.
- An entry card must be attached to the exhibit with safety pins, tape or string.
- Include an explanation of the project (plans, design, concept) in a plastic sleeve and attach to exhibit or paper clip to entry tag.
- Educational Exhibits in Home Environment division can be a poster, notebook, or display showing and describing something learned, a project activity done, a community service program, etc. Should relate to things done in the project in which member is enrolled. Educational Exhibits may include swatches, colors, stories, photographs, and project records which detail what was accomplished this year with a given indication of long-term plans. Please see Notebooks, Posters & Self Determined Department for classes

CLASS

420001. Single Exhibit: An article made by the 4-H'er for the home. Include explanation of how it was made, refinished, cost, pictures, pattern, etc. Describe how it fits into the color and design scheme of the room. Explanation will be considered in total score.

420102. Piece of repaired and refinished furniture (Attach story to article explaining in full the repairs that were made. This class is open to those who have met the requirements of either woodwork or home improvement projects.) In judging woodwork articles, consideration will be given to usefulness, design, workmanship, choice of wood, and suitability and quality of finish.

Notebook, Poster, Educational Display-Any Individual Project

4-H PHOTOGRAPHY

Superintendents: Joanna McAlister

Junior Superintendents: Garrett McAlister

- Read General Rules & Regulations.
- Each exhibitor is limited to one black & white and one color entry in each class.
- Each exhibit will consist of one photo no smaller than
- 4" x 6" and no larger than 8 x10 mounted on 11 x 12.5 studio mount with I.D. form. Studio mount and ID form can be obtained from the Extension Office. (See instructions on next page for mounting photos and attaching ID form.)
- **NOTE**: State fair exhibits require photos be no smaller than 7 x 9 after trimming and no larger than 8 x 10.

- Photography entries must be mounted according to state fair rules. (See instructions for mounting on following page)
- A full coverage permanent mount (spray adhesive recommended or heat mount) must be made. Each photo is handled numerous times (up to 25) throughout the judging, sorting, and display process. NO glue dots, rubber cement or double stick tape allowed.
- No lettering, including dates, is permitted on the front of the mount or on the photograph. No underlays or borders are to be used. No contact prints on front of mount.
- Remove any white border from the photo print before mounting.
- Photographs exhibited shall be the result of the current year's project work. Photo images must be taken by the 4-H member. (exhibitor)
- Both color photographs and black & white photographs are eligible for Overall Championships.
- For exhibiting purposes and to protect photos, exhibitors must use the plastic bags that can be purchased at the Extension Office for .10 cents/bag. Do not seal the bag until judging is complete.
- On the back of the mount, write or print out and tape: Exhibitor name, address, county, photo class, and location where the photograph was taken.
- Improperly mounted photos, oversize or undersize photos, or photos with white borders not removed or lettering (including dates) will be awarded a ribbon one placing lower than the placing determined by the official judges.
- Appropriate photo subject matter: Photographic subject matter is expected to follow 4-H standards. For a sense of prohibited subject matter, review the Kansas 4-H member Code of Conduct; in general, if it is not allowable at a 4-H event, it is not allowable in a 4-H photograph at the County or State Fair.
- Photos with live subject(s) on railroad right of way or taken from railroad right of way property will not be displayed in Kansas 4-H photography and will be disqualified and not judged.
- Copyright protections must be observed.
- Photographs taken with a digital camera and having no more adjustments than exposure, color intensity or correction, one click filter effects, red eye removal, cropping, dodging and burning should be entered in the standard classes. HDR photos are to be entered in the standard photo class.
- Digital Composite Image: Finished photo must be created from two or more original images photographed by exhibitor. HDR photos do not qualify for this class. Photos will be judged on photographic merit as well as manipulation technique and process. Ribbon placement will be determined by combining the score of each judging section.
- The black and white classes are for black and white prints only. Monochromatic prints, including sepia prints are considered color photos and must be entered in the appropriate color photo class.

Instructions for mounting:

Photos are to be mounted across the narrow (11") dimension of a 11 x 12.5" sheet of white or cream studio mount (provided by Extension Office), \$1.75 a board. The top edge of the print must be 1" below the top of the mount (board is always oriented narrow side up); with the sides of the print equal distance from the two sides of the mount. A full coverage permanent mount (spray adhesive recommended or heat mount) must be made Each photo is handled numerous times (up to 25) throughout the judging, sorting, and display process.

I.D. form:

Fill out the 4-H photography ID form (provided by Extension Office) and attach to the photo mount board. Use 1" wide masking tape - fold I.D. form around edges of mount and tape to the back. Do not stick tape to front of mount. Write your name, address, county, photo class and location where picture was taken on the back of the mount board. See example diagrams.

Beginning Photography (Ages 7-9)

Class

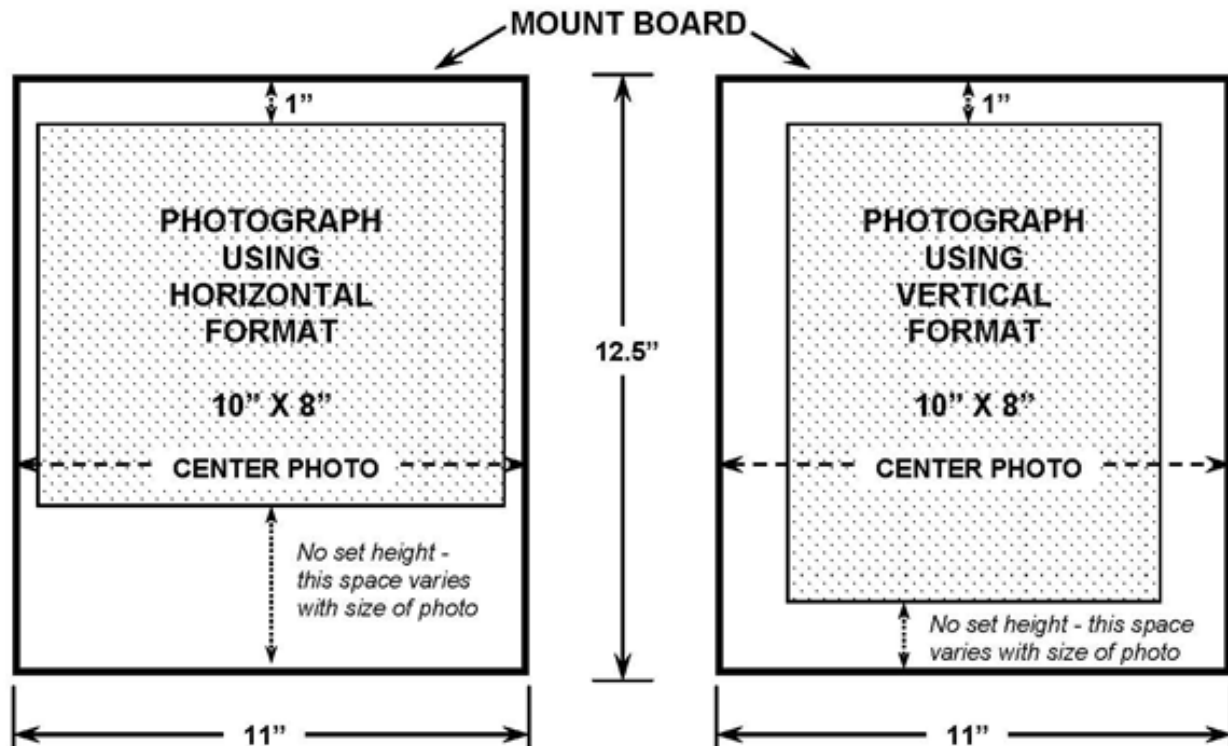
- 422001. People
- 422002. Animals
- 422003. Scenic/Landscape
- 422004. Action
- 422005. Nature
- 422006. Human Interest
- 422007. Photo Series - a series of 4x6 photos mounted on studio mount, foam core, matte board or poster board no larger than 11 x 14. Must tell a story or cover an event. Photos should be all color or all black & white. No state fair class exists for this exhibit, county fair only.
- 422008. Miscellaneous - for work deemed presentable but without a category.

Exploring Photography (Ages 10-13)


Class

- 422101. People
- 422102. Animals, wild
- 422103. Animals, domestic
- 422104. Scenic/Landscape
- 422105. Action
- 422106. Nature
- 422107. Human Interest
- 422108. Agriculture
- 422109. Plants, Flowers
- 422110. Architecture
- 422111. Miscellaneous - for work deemed presentable but without a category; will also include slides.
- 422112. Photo Series - a series of 3.5" x 5 or larger photos mounted on studio mount, foam core, matte board or poster board no larger than 11 x 14. Must tell a story or cover an event. Photos should be all color or all black & white. No state fair class exists for this exhibit, county fair only.
- 422113. Digital Composite Image - Photo must be created from two or more originals taken by the exhibitor. Exhibitor must include a second 11 X 12-1/2 matte board (Explanation Board) mounted with standard size prints of the original photos, 3x5 card(s) explaining what manipulation was done and a standard size print of the final photo. Optional, may include prints of editing steps. Photos showing editing steps. Photos showing editing

PHOTO DISPLAY INSTRUCTIONS



NOTE: Use only adhesives designed for permanent photography mounting.
Do not use rubber cement or other household glues (white glue, etc.).



Advanced Photography (Ages 14 & up)

Class

- 422201. People
- 422202. Animals; wild
- 422203. Animals; domestic
- 422204. Scenic/Landscapes
- 422205. Action
- 422206. Nature
- 422207. Human Interest
- 422208. Agriculture
- 422209. Plants/Flowers
- 422210. Architecture
- 422211. Kansas Landscape
- 422212. Still Life
- 422213. Miscellaneous - for work deemed presentable but without a category; will also include slides.

422214. Photo series - a series of 3.5" x 5 or larger photos mounted on studio mount, foam core, matte board or poster board no larger than 11 x 14. Must tell a story or cover an event. Photos should be all color or all black & white. No state fair class exists for this exhibit, county fair only.

422215. Growth Portfolio - a 4-H member is eligible for this class beginning with the third year of enrollment in the 4-H photography project.

- Exhibit will consist of one photo for each year of enrollment. Each photo must have been created in a different year and must be labeled with the year taken/project enrollment year. A maximum of 5 photos may be included, if the member has 5 or more years of enrollment. Photos are not required to be in a consecutive order. For example, a nine-year-old with three years enrollment in photography is eligible to enter a growth portfolio. The portfolio in this example should have one photo from the seven-year-olds year, one photo from the eight-year-old's year, and one photo from the nine-year-old's year. The growth portfolio class may start at any time in the member's photography career. For an older member, the growth portfolio would represent any five years in the project, for example, years 1,3,5,7 and 9 for a member having project enrollment totaling 9 years.
- Photos must be 8" x 10" and may be color or black and white and must be unmounted.
- An information sheet must accompany each photo giving brand and model of camera used to create the photo. The settings for focal length, aperture, mode and shutter speed must also be listed.
- Skill set used to create the photo must be given and explained. Main goal for each year should be listed.
- Beginning with photo 2, member description of GROWTH in project skill must be included on information sheet.
- Exhibit will consist of photos arranged in chronological order of enrollment, information sheet on each photo, and all information listed in the last two bullet points. A portfolio book will be required to exhibit.

422216. Career Portfolio- Member must have been enrolled in Photography for 5 (five) or more years OR member must be age 15 -19 and been enrolled in photography for at least two (2) years.

- Exhibit will consist of ten (10) 8 x 10 photos showing skill development in one of the following photography areas: Portraiture, Special Effects (not done with computer), Landscape, Photojournalism, Black and White, Nature/Wildlife or Graphic Design (computer skills with photos). Photos may have been created over multiple project years.
- Photos may be color except if Black and White option is chosen and must be unmounted.
- An information sheet must accompany each photo giving brand and model of camera used to create the photo. The settings for focal length, aperture, mode and shutter speed must also be listed.
- A one-page summary should accompany the portfolio listing the goal for pursuing this area of photography and what skills were learned while doing so. Mentors should be acknowledged. Career exploration can also be described.
- Exhibit will be presented in a notebook designed for portfolio review with pages for required information from the previous two bullet points.

4-H PLANT SCIENCE



Superintendents: Carissa Hearn

Junior Superintendents: Madilyn Hearn & Kalla Foote

- All products must be grown in current year by the club member.
- Only one exhibit per class will be accepted.
- Exhibitors are to use a sturdy disposable plate, bowl or container that will support the weight of the produce. Superintendents will secure entry tag to disposable plate or container with string or tape.
- Shelled vegetables should not be exhibited.
- Quality and condition of exhibit will be considered. Exhibits in this division need not be mature. Efforts should be made, however, to select as mature entries as possible.

GARDEN DISPLAYS

Each exhibitor in this class will be limited to four square feet of space. The Garden Display must be exhibited in a tray, basket or container that can be easily moved by the fair staff. Exhibit consists of 5 different types of fresh vegetables or fruits. Canned products and shelled vegetables are not acceptable. Only one variety of each type of vegetable or fruit may be exhibited. The numbers of the 5 types of vegetables or fruits to be exhibited are as follows:

Large vegetables (1 each) - Cabbage, Cantaloupe, Eggplant, Large Pumpkin, Squash, Watermelon

Medium Vegetables (5 each) - Beets, Carrots, Cucumbers, Decorative Gourds, Potatoes, Miniature Pumpkins, Okra, Onions, Peppers, Radishes, Sweet Potatoes, Tomatoes, radishes, or other similar sized vegetable.

Small Vegetables (12 each) - Green snap beans, wax beans, English peas, or other sized vegetables.

Small Fruits (one 1/2 pint box) - Strawberries, blackberries, raspberries, or other similar sized fruits.

Tree Fruits (plate of 5) - apples, pears, peaches, or similar sized fruit.

Grapes (2 bunches)

CLASS

423001. Junior Garden Display

423002. Intermediate Garden Display

423003. Senior Garden Display

GARDEN EXHIBITS

423101. Plate of 5 standard tomatoes

423102. Plate of 5 cherry tomatoes

423103. Plate of 5 onions, any variety

423104. Plate of 12 green or yellow wax beans - any variety

423105. Plate of 5 cucumbers - any variety

423106. Plate of 5 table beets

423107. Plate of 5 carrots

423108. 1 Eggplant

423109. 1 Squash - any variety

423110. Plate of 5 peppers

423111. Plate of 5 okra

423112. 1 watermelon

423113. 1 pumpkin

423114. Other vegetables not listed

423115. 5 Red Potatoes (Variety should be named)

423116. 5 White Potatoes (Variety should be named)

423117. 5 Sweet Potatoes (Variety should be named)

FLOWERS

- Each exhibitor is limited to 2 entries per class
- All exhibits in the Flower division must be grown in the current year. Plants must have been in possession of the exhibitor for at least 60 days, with exception of plant material for floral arrangements.
- All specimens MUST be entered in clear glass containers, bottles, bud vases or fruit jars of appropriate size.
- All entries must be freestanding, easily moved, and not require any special equipment to display.

CLASS*

- 423201. Annual Garden flower, single stem
- 423202. Perennial Garden flower, single stem
- 423203. Fresh Flower Arrangement (any size & color vase may be used for this class. Must be grown by exhibitor, not bought)
- 423204. Dried Flower Arrangement, dried plant material, no fabric or plastic material.
- 423205. Holiday or Themed Flower Arrangement, seasonal/holiday themed
- 423206. Potted Container– Up to 10 varieties; planted by exhibitor in container of choice. Please submit notecard listing varieties used and why. (no pre planted purchased containers may be exhibited/entered)
- 423207. Most Unusual Potted Container - Creative use of an object as a potted container. May include but not limited to farm implements, discarded kitchen bowls, old boots, hollowed out tree stump, etc. Planted by exhibitor. Please submit notecard listing plant varieties and why they were selected.
- 423208. Houseplant, foliage or flowering
- 423209. Fairy Garden

*NOTE: Some classes in the flower division may not be state fair eligible. Please check State Fair Book (at Extension Office or online) for division & class information.

FIELD CROPS

- Exhibits should be as mature as possible.
- Every entry must be identified by hybrid or variety name.
- All classes calling for a gallon sample may have a 2 1/2– 3 inch diameter cylinder placed in a glass gallon container to reduce the amount of grain to about three quarts.
- If variety is not stated where requested OR samples not tied where requested, ribbon placing will drop one placing.

CLASS

- 423301. Wheat, 1 Gallon, any variety
- 423302. Barley, 1 Gallon, any variety
- 423303. Oats, 1 Gallon, any variety
- 423304. Soybeans, 1 Gallon any variety - Exhibit to consist of one gallon sample of seed, most recent harvest - variety must be named
- 423305. Soybeans - bundle of 5 plants - most recent harvest - variety must be named
- 423306. Hybrid Forage Sorghum, Exhibit to consist of the entire plant; no roots, 5" bundle, tied.
- 423307. Hybrid Grain Sorghum, ten head exhibit, hybrids must be named
- 423308. Other Forage Sorghums, Exhibit to consist of the entire plant: no roots, 5" bundle, tied.
- 423309. Alfalfa Seed, 1 Gallon any sample
- 423310. Alfalfa Hay- exhibit to consist of one flake or slice from a rectangular bale or a 10 inch section cut from a round bale. The flake or slice should be approximately 6 inches in thickness and tied in two directions.
- 423311. Native Grass Hay– 10 in flake or slice, 6 inches thick, and tied in two directions
- 423312. Cool Season Grass Hay– 10 in flake or slice, 6 inches thick, and tied in two directions
- 423313. Brome Grass, 1 Gallon sample of seed.
- 423314. Other Tame Grasses, 1 Gallon sample of seed
- 423315. Corn, ten ears exhibit, white (Exhibit to consist of one-gallon sample. Variety must be named.)
- 423316. Corn, ten ears exhibit, yellow (Corn to be shown at a special date).
- 423317. Corn, white, 1 Gallon any variety– Exhibit to consist of one gallon sample of seed from most recent harvest.
- 423318. Corn, yellow, 1 Gallon any variety– Exhibit to consist of one gallon sample of seed from most recent harvest.
- 423319. Sunflowers - Confectionery heads - 3 heads must be submitted
- 423320. Sunflowers - Confectionery seeds in jar - 1 gallon jar must be submitted
- 423321. Sunflowers - Oil seed heads - 3 heads must be submitted
- 423322. Sunflowers - Oil seeds in jar - 1 gallon jar must be submitted
- 423323. Edible Field Beans, 1 Gallon Sample from most recent harvest
- 423324. Edible Field Beans, Bundle of 5 plants (with roots intact) from most recent harvest (Example- Lentils)
- 423325. Miscellaneous Crops, Exhibit to consist of 1 Gallon Sample of Seed or 10 heads produced from the current year.
- 423326. Cotton, Provide 10 open bolls, not plants. Place bolls in a bag that can breath (not sealed plastic bag), so mold doesn't develop

WHEAT VARIETY PLOT DISPLAYS

423401. Wheat Variety Plot Displays: The freestanding displays must not exceed the overall dimensions of 36" wide x 36" high x 18" deep (measured on the outside). Care should be taken to select durable materials that will withstand fair conditions. Displays must not require the use of electricity. If booth exceeds overall dimensions, ribbon placing will be dropped one place.

- The entry must be made via the 4-H KS Fair online entry system by August 15 or within five days after your county fair ends.
- These displays will have been planned and prepared by 4-H members enrolled in the wheat variety plot project.
- Members must include the varieties provided in the display, but may include more varieties, if desired.
- Wheat Variety plot displays must set up and be in place by 12:00 on Wednesday of the County Fair.

Basis for Awards:

Educational Value— 70%

Is the main idea of the display specific? Was the title or theme emphasized? Is the idea presented so clearly, so simply, so forcefully, that it will stop the casual observer? If the passerby stopped, did the display give the observer additional facts a clear, concise way? For example, varieties difference in wheat, economic gains from adoption of desirable practices, etc.

Quality of Display Material—30%

Size, style and neatness of lettering, proportion of models and lettering balanced, workmanship, including handouts, if used, charts, models and lettering used effectively to teach ideas, colorful, artistic, neat and well balanced.

WEED CONTROL EXHIBITS

423501. Weed Control Exhibit: consists of the 4 items below:

- Collect, identify, press, mount, and label a minimum of 15 weeds. Try to include their roots, stems, leaves and flowers. Three of the weeds must be noxious weeds preferable found in your home county. A standard 9"x12" scrapbook may be obtained in which to permanently mount your weed specimens. Identify the scrapbook with your name and county on the inside front cover.
- Prepare a list of the weeds mounted, showing common name, scientific name, and where it was found. Place the list in a specially identified section of the scrapbook.
- Collect and identify weed seeds found in crop seeds. Mount them for display purposes. Place them in a specially identified section of the scrapbook.
- Write a story on "How We Control Weeds on Our Farm" if you live on a farm. Other members write "How We Control Weeds at Home". The story should be about 300 words in length. It must show definite methods used to control weeds. Place the story in a specially identified section of the scrapbook.

Basis for Awards:

Mounted weed collection: number of mounted specimens, completeness of individual mounts, correctness of identification and information, and neatness, include record sheet of weeds.

Records: 50%

Weed Seed Collection and Exhibit: 30%

Story: "How We Control Weeds: 20%



4-H SHOOTING SPORTS

Superintendent:

- Read General Rules & Regulations.
- A 4-H member may only enter one poster, educational display, or notebook but not all three.
- Only 4-H members who have been through the safety training are allowed to participate in the county fair shotgun shoot.
- Exhibits related to Shooting Sports should follow the Best Management Practices of National 4-H Shooting Sports and Kansas State Law.

National 4-H Shooting Sports Minimum Standards and Best Management Practices: Regarding simulated combat sports including but not limited to, paintball guns, air-soft, laser guns, archery tag. Pointing any type of gun including paint ball guns, air-soft guns, laser guns, laser paint-ball, archery tag bows & arrows or sighting devices at any person or any humanoid shaped target is inappropriate any 4-H program activity.

Kansas Law: Kansas firearm laws regarding possession require that a person be at least 18 years of age. Minors under the age of 18 may possess firearms if under the supervision of a parent, legal guardian, or qualified instructor. A minor engaged in activities such as hunting, trapping, and competition shooting are allowed to possess firearms during the activities. This also includes the transportation of the firearm to and from the locations such activities— including their related safety and instruction courses or classes— with the consideration that the firearm is unloaded and not in the immediate reach of the individual. Possession of firearms at the minor's place of residence is also allowed, in so far that permission is granted by a parent or guardian. Kansas firearm laws place a strict focus on situations that involve people convicted of felonies and the involvement of firearms.

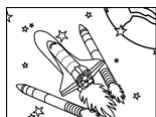
- Exhibits in this division are open to educational or creative displays. Follow copyright laws as explained in the General Rules as you are preparing your exhibit. Take care to select durable materials to withstand county fair conditions.
- Educational Display: must be the standard 3' x 4' tri-fold board ONLY. No additional table space is available for promotional brochures or display items; content is not to exceed display board borders. Failure to follow size limitations will penalize entry one ribbon color.
- Promotional Posters: must be flat and no larger than 22" x 30"; Content may not exceed display board borders. Failure to follow size limitations will penalize entry one ribbon color. Posters will be displayed on wall.
- Notebooks: no larger than 8 1/2" x 11. Failure to follow size limitations will penalize entry one ribbon color.
- EXHIBITORS MUST COMPLY WITH STATE AND FEDERAL LAWS AND COUNTY FAIR MANAGEMENT POLICIES. No "live" ammunition containing propellant or explosive powders may be used in any display! An inert substitution must be used in lieu of powder and "live" ammunition. The substitution must be clearly described on the back of the poster, display, or in a notebook. Please remember that the County fair is not liable for the loss or damage of any personal property included as part of your poster, display, or notebook.
- Name, county, age and year in project should be in a prominent location on the exhibit.
- Exhibit topics regarding firearm care, handling, and shooting will only be accepted from Extension Units with 4-H Certified Shooting Sports Programs.
- Exhibits will not be accepted if they are related to reloads.

- Educational Displays will be judged on the following points: TOTAL 100 points
 - Stopping Power -----15
 - Interest, Holding Power -----15
 - 4-H Project application -----15
 - Mechanical Power -----15
 - Personal Growth -----25
 - Educational Value -----25
- Posters will be judged on the following points: TOTAL 100 points
 - Stopping Power -----30
 - Interest, Holding Power -----30
 - 4-H Project Application -----25
 - Mechanical Power -----15

Class

- 424001. Educational Display - Must be directly related to the shooting sports project (standard tri-fold boards only, no larger than 3'x4')
- 424002. Promotional Poster - Must promote 4-H Shooting Sports (Flat poster no larger than 22"x30")
- 424003. Notebooks- Contents pertain to some phase, results, story or information about 4-H Shooting Sports
- 424101. Shotgun Shoot

4-H STEM



Superintendents

Junior Superintendents: Jayce Feril

The 4-H STEM project consists of 6 different divisions:

Ag Mechanics - Astronomy - Computers - Robotics - Rocketry - Unmanned Aerial Systems (UAS) (Drones)

4-H STEM—AG MECHANICS

The Ag Mechanics project is starting with an emphasis on welding and smithing, it will expand as the project area grows. This project allows youth to explore areas of ag mechanics and metallurgy from repairing or repurposing items to the fabrication of new items. The intent is for this program start with foundational areas, some of which youth may already have, and allow them to continue to build on this knowledge becoming more experienced.

- Read General Rules & Regulations.
- 4-H members must be currently enrolled in the Kansas 4-H STEM Ag Mechanics (welding) project to exhibit in this division.
- Each exhibitor may enter one exhibit per class. Exhibits must have been constructed or repaired during the current 4-H year. The exhibit must have been selected at the county level for entry at the State Fair. Counties or districts should select only top blue or purple ribbon Ag Mechanics exhibits which meet State Fair guidelines.
- Wheeled exhibits must utilize a braking mechanism which prevents the exhibit from freely rolling while on display.
- Exhibitors are responsible for providing sufficient braking or "chocks" for trailer exhibits to ensure that the exhibits do not move once positioned. If using a wheel "chocking" mechanism, the two individual blocks should be connected together as a pair of chocks, so they do not become separated. At least one pair of chocks should be placed on each side of the trailer to prevent movement.
- For trailer exhibits the tongue of the trailer should have a locking mechanism (e.g. padlock) to prevent the trailer from being moved by unauthorized individuals while being displayed. A key for the locking mechanism should be left with the superintendent and labeled with the exhibitor's name, county, and phone number.
- Each exhibit must be free-standing or sufficiently supported by an exhibitor supplied support system that is moveable and is part of the total dimension's and weight of the exhibit as described previously. Exhibit display boards should have a portable and moveable base and examples should be firmly affixed to the board to ensure all parts of the display stay together. No exhibits may be staked to the ground for display.
- Top heavy items should be braced or placed in a stand sufficient to prevent it from toppling over while on display.
- Painting or spot painting is not allowed on projects after arrival on fairgrounds. If wet paint is detected by judges or superintendents one ribbon placement will be deducted.
- Repair projects having adequate original finish need not be repainted.
- Cutting surfaces, such as blades or knives, are to have a protective covering over them to prevent injury. The covering should be easily removed and reinstalled for judging. Foam "pool noodles" and multiple layers of cardboard are acceptable.
- Display cases for small exhibits, such as knives, are acceptable, and must be easily opened so the item can be removed and examined as part of judging.
- Exhibits that include weaponry of any kind will be disqualified. Weaponry is defined as any instrument, possession, or creation, physical and/or electrical that is intended to be used to inflict damage and/or harm to individuals, animal life, and/or property. If the exhibit is powered by flammable liquids (gas, propane, kerosene, etc.) the fuel tank and lines should be drained and allowed to dry, to avoid spills and potential fires.
- Electric powered (battery, corded, solar, or alternative energy) should have a primary shutoff or disconnect switch.
- If a safety violation is noted by the judges, superintendent, or other staff, the exhibitor's exhibit, at the judges' discretion, will receive a deduction in ribbon placement or a participation ribbon.
- The exhibitor's name(s) and county or district must be tagged or labeled in a prominent location on the display.
- Each exhibit, except for display boards, must include an Ag Mechanics information packet. Entry of just a packet without an accompanying exhibit is not a sufficient exhibit.
- Each exhibitor is required to complete the "4-H STEM Ag Mechanics Exhibit Information Form" for each exhibit, except display boards, which is available through your local K-State Research and Extension office or at www.STEM4KS.com. This form must be attached to the outside of a 10" x 13" manila envelope. Do not tie the envelope to the exhibit. All revisions of all forms previously released for the STEM division dated prior to current year are void for use and new forms must be obtained and used that are dated by the State 4-H Office for the current year.
- Each exhibit information packet should include the following items: Bill of materials for the project with associated costs, scrap items used may be listed as having a \$0.00 cost. b. 1 to 5 pages of photos showing work on the exhibit, preferably from a beginning state to final or completed state. c. If appropriate schematics or working drawings relating to the creation or repair, this is not required for display boards. d. If appropriate operating instructions.

- Mechanically exhibit their project, or create a video (not required) about their project showing its operation and the work they have done. This allows judges to get a better understanding of the exhibit and allows the youth the opportunity to fully demonstrate their exhibit. The video should be no longer than 8 minutes and should be placed on a USB drive. These videos may also be considered for inclusion in a running video loop in the STEM area at the state fair after review by judges, superintendent(s), and extension staff. Adult guardians must complete the video release included with the exhibit form. If the release is not completed the video will not be included in the video loop on display in the STEM area at the Kansas State Fair. *NOTE: FOR COUNTY FAIRS, consultative judging will take place and the video aspect of the project will be waived in favor of speaking to the judge directly about the project.
- Ag Mechanics exhibits may be checked out for use in a Kansas State Fair 4-H demonstration or 4-H illustrated talk with prior permission. For permission, check with the superintendent or the information desk in 4-H Centennial Hall. The exhibit must be returned to display immediately after the demonstration/illustrated talk, or the exhibit will be disqualified. Exhibitors and/or their designees may not remove exhibits from 4-H Centennial Hall prior to the exhibit release time on Sunday evening without the express consent of the State 4-H staff. Any exhibit removed before release time will be disqualified.

Eligibility – Each exhibitor may enter one exhibit per class. Exhibits must have been constructed or repaired during the current 4-H year.

Classes – Level 1, 2, 3, 4

Level 1 (about 1 - 3 years' experience) This level is designed for youth with little to no exposure in the project area so that they can gain an understanding of basic principles and methods in the given area.

424901. Welding Display Board. A 3' x 3' display board with different pieces of metal attached illustrating different types of welds, each weld being labeled.

424902. Level 1 Welding Ag Repair. Repair of ag equipment with welding. 49

424903. Level 1 Welding Ag Fabrication. Creation of new ag equipment with welding.

424904. Level 1 Welding General Repair. Repair of non-ag equipment with welding.

424905. Level 1 Welding General Fabrication. Creation of non-ag equipment with welding.

424906. Level 1 Welding Artistic Fabrication. Creation of artistic or interpretive pieces with welding.

424907. Level 1 Brazing Repair.

424908. Level 1 Brazing Fabrication.

424909. Smithing Display Board. A 3' x 3' display board with different pieces of forged metal attached illustrating different forms, each form being labeled.

424910. Level 1 Smithing. A design forged with at least one formed element (twists or spirals for example).

Experienced – Level 2 (about 4 - 6 years' experience) This level is designed for youth some experience in the project area allowing them to expand on common principles and methods in the given area.

424911. Level 2 Welding Ag Repair. Repair of ag equipment with welding.

424912. Level 2 Welding Ag Fabrication. Creation of new ag equipment with welding.

424913. Level 2 Welding General Repair. Repair of non-ag equipment with welding.

424914. Level 2 Welding General Fabrication. Creation of non-ag equipment with welding.

424915. Level 2 Welding Artistic Fabrication. Creation of artistic or interpretive pieces with welding.

424916. Level 2 Brazing Repair.

424917. Level 2 Brazing Fabrication.

424918. Level 2 Smithing. A design forged with at least two different formed elements (twists and spirals for example).

Advanced – Level 3 (about 7 - 9 years' experience) This level is designed for youth with vast experience in the project area allowing them to master common principles and methods and expand on advanced techniques in the given area.

424919. Level 3 Welding Ag Repair. Repair of ag equipment with welding.

424920. Level 3 Welding Ag Fabrication. Creation of new ag equipment with welding.

424921. Level 3 Welding General Repair. Repair of non-ag equipment with welding.

424922. Level 3 Welding General Fabrication. Creation of non-ag equipment with welding.

424923. Level 3 Welding Artistic Fabrication. Creation of artistic or interpretive pieces with welding.

424924. Level 3 Brazing Repair.

424925. Level 3 Brazing Fabrication.

424926. Level 3 Smithing. A design forged with at least three different formed elements (twists, spirals and bulbs for example).

Master – Level 4 (10 or more years' experience) This level is designed for youth substantial experience in the project area allowing them to master advanced techniques in the given area.

424927. Level 4 Welding Ag Repair. Repair of ag equipment with welding.

424928. Level 4 Welding Ag Fabrication. Creation of new ag equipment with welding.

424929. Level 4 Welding General Repair. Repair of non-ag equipment with welding.

424930. Level 4 Welding General Fabrication. Creation of non-ag equipment with welding.

424931. Level 4 Welding Artistic Fabrication. Creation of artistic or interpretive pieces with welding.

424932. Level 4 Brazing Repair.

424933. Level 4 Brazing Fabrication.

424934. Level 4 Smithing. A design forged with at least four different elements (twists, spirals and bulbs for example).

Resources • Project Area – STEM Ag Mechanics

4-H STEM – ASTRONOMY

- Read General Rules & Regulations.
- Must be currently enrolled in the 4-H STEM project to exhibit in this division.
- Each exhibitor may enter one exhibit per class. Exhibit must be the work of the exhibitor in the current year.
- Telescopes are entered in this division may be built from a kit or by original design. Pre-finished telescopes which require no construction or painting are not acceptable exhibits

- Telescopes are limited to no more than six feet in length. They must be placed on a stationary stand that does not allow the telescope to roll and/or fall over. The stand cannot extend past two feet in length or width.
- Each telescope exhibit must include a "4-H Astronomy Exhibit Information Form," which should be attached to the outside of a 10" x 13" manila envelope. You must also include construction plans (or a photocopy) of the telescope and place it inside the manila envelope. For notebooks, display boards, and posters, no additional exhibit information is required; no manila envelope is needed for these exhibits.
- Two photographs showing telescope construction and operation are required. Photographs should be mounted on one side of an 8 ½" x 11" page. A brief caption should accompany each photograph. Place photos in the 10" x 13" manila envelope.
- The telescope must be properly assembled and painted with a smooth and uniform finish. Decals, if used, should be attached smooth and tight.
- Telescopes designed by the exhibitor must be original, not a modification of an existing kit.
- Exhibitor's name, club, age and year(s) in project must be tagged or labeled in a prominent location on the telescope stand, educational display, notebook, and/or poster.
- If a safety violation is noted by the judges, superintendent, or other staff, the exhibitor's exhibit, and the judges discretion, will receive a participation ribbon.
- Additionally, exhibitors may create an optional video (not required) about their project showing its operation and the work they have done. This allows judges to get a better understanding of the exhibit and allows the youth the opportunity to fully demonstrate their exhibit. The video should be no longer than 8 minutes and should be placed on a USB drive. These videos may also be considered for inclusion in a running video loop in the STEM area at the state fair after review by judges, superintendent(s), and extension staff. Adult guardians must complete the video release included with the exhibit form. If the release is not completed the video will not be included in the video loop on display in the STEM area at the Kansas State Fair. *NOTE: FOR COUNTY FAIRS, consultative judging will take place and the video aspect of the project will be waived in favor of speaking to the judge directly about the project.

CLASS

425001. Telescope made from a kit

425002. Telescope made from original design

4-H STEM – COMPUTERS

The Kansas 4-H STEM Computer System portion of the computer project is designed to allow 4-H members to explore how information is moved from one part of the computer to the other; how information is moved between two or more computer systems (networking); how information is stored; or how information is acted on (programming).

The actual construction of computer hardware (i.e. building a computer, electronic devices with a mother-board based manipulation) will remain in the Energy Management division.

- Read General Rules & Regulations
- The 4-H member must be currently enrolled in the 4-H STEM project to exhibit in this division.
- Each exhibitor may enter one exhibit per class. Exhibit must have been completed during the current 4-H year.
- Exhibitor's name, club, 4-H age, and years in project must be tagged or labeled in a prominent location on the exhibit, educational display, notebook, and/or poster.
- See the 4-H STEM Educational Exhibits: Posters, Notebooks, and Display Section for more details on exhibiting posters, display boards, and notebooks.
- If the notebook illustrates the creation, talks about, or shows the result of an app, application, executable, program, or other compiled/interpreted "source code", a copy of the source code should be included. (In other words, if you created an app for a smart phone and you're illustrating that app, you should include the code you used to build the app). Failure to include a copy of the "source code" may result in a deduction in ribbon placing.
- If a safety violation is noted by the judges, superintendent, or other staff, the exhibitor's exhibit, at the judges' discretion, will receive a participation ribbon.

Computer Systems:

The Kansas 4-H STEM Computer Systems portion of the computer project is designed to allow 4-H members to explore how information is moved from one part of the computer to the other; how information is moved between two or more computer systems (networking); how information is stored; or how information is acted on (programming).

Any item which is not a notebook, display board, or poster displayed in this class is considered a "computer system" exhibit and MUST follow the rules set forth below:

- All Exhibits must be:
 - Self-contained on a USB drive (thumb drive, flash drive, jump drive, or any other name for a small USB storage device; the rules will use "USB drive"). This means that a judge can plug in the USB drive into a computer and be able to run the exhibit as described. OR
 - System-On-A-Chip (SOC) (such as Raspberry Pi) or a Micro-controller (such as Arduino or Ozobot) AND is compact (less than 4"x4"x4") system, which can be programmed AND requires minimal assembly to operate (e.g. connecting power, display, and keyboard/mouse cables). Referred to as a "chip system" through the rest of the rules.
- Physical computers such as tablets, smart phones, laptops, or personal computers (PCs) will not be accepted as an exhibit.
- "Chip systems" may use/include GPIO bread boards or HATs (Hardware Attached on Top) the size of which is not included in the size of the chip system, however the total size of the chip system and GPIO devices may not exceed 24"x24"x24" including any display cases.
- Any attached GPIO devices are not judged for electrical construction or quality as this division is focused on the operational aspects of the systems that automated reticulated structures (arms, wheels, grippers, etc.) which the exhibitor constructed, some of these systems can be classified as a STEM robot, and the exhibitor must decide which division to exhibit in as the exhibit may not be entered in both divisions.
- For chip systems, all electric components of the system must be adequately covered or concealed with a protective enclosure. Paper is NOT considered an adequate enclosure or covering for the electrical components.
- All revisions of all forms previously released for the STEM division either undated or dated prior to the current year are void for use and new forms must be obtained and used that are dated by the Kansas State 4-H Office for the current year. Use of old forms should result in the loss of one ribbon placing for exhibits

- For all computer system entries (those entries not covered by the rules above) the following items are required as part of an exhibit packet:
- A manila envelope with the Computer Exhibit Form attached to the front, this form can be downloaded at www.STEM4KS.com. This form must be attached to the outside of a 10" X 13" manilla envelope. Do not tie the envelope to the exhibit.
- A USB drive labeled with the 4-H members name, and club; in a way that does not prevent it from being plugged into a computer.
- At least one (1) graphic (picture, screen shot/capture, slide, etc.) of the project must be printed out on an 8.5" x 11" sheet of paper, placed in a plastic sheet protector, to allow for proper display and recognition at the fair. Additionally, this graphic should be included on the USB drive and given the name "display graphic." This is what will be displayed during the fair. On the back side of the graphic the 4-H members name, and club should be listed.
- Instructions to run any part of the exhibit on the USB drive. (There should be at least three (3) items in your manila envelope: USB drive, graphic and instructions.)
- Each exhibit must be accompanied by a "4-H Engineer's Journal". The engineer's journal should be typed. It can either be included electronically on the USB drive (preferred) or printed and placed in the manila envelope.
- The "4-H Engineer's Journal" should start with a dated entry describing what the 4-H member is trying to accomplish/build.
- The "4-H Engineer's Journal" should conclude with a dated entry describing what the 4-H member achieved in creating. (The start and end many times will be different. The judges are interested in the journey).
- Additional entries in the "4-H Engineer's Journal" should be made as progress occur describing successes and failures; as well as the steps done and any sources of information including links used.
 - Pictures can also be included in the "4-H Engineer's Journal" but should not be more than 50% of the entries.
 - The "4-H Engineer's Journal" should contain at least one graphic.
 - The "4-H Engineer's Journal" must be at least 3 pages in length.
 - An example of a "4-H Engineer's Journal" can be found at www.STEM4KS.com
 - The "4-H Engineer's Journal" will comprise 50% of the overall exhibit score. Failure to include a "4-H Engineer's Journal" will result in the exhibit being disqualified.
- If the exhibit is a program, application, app, web site, or requires any coding, the source code must be included on the USB drive.
- Diagrams or decision trees showing the logical flow of the system must be included on the USB drive for all exhibits.
- Instructions must be provided to run the computer system/application. These instructions should be printed off and included in the exhibit package and a copy should be included on the USB drive.
 - For county fairs, 4-H members must bring a computer to the fair that will run the project for judging as judges typically do not bring computers with them. Operating instructions are still required.
 - Instructions should be written as though you were helping a less techy person, (like a grandparent) use the USB drive with a computer similar to what is described below. An example of instructions can be found at www.STEM4KS.com
- Each exhibit must accomplish a specific automated task using a computer, a chip system, or virtual machine (VM)
- Stafford County Fair Judges in the computer systems division will have a physical computer with the following minimum configuration to test exhibits with and view files:
 - Microsoft Windows® 10 or Windows® 11
 - Microsoft Office® 365 (Excel, Power Point & Word)
 - Microsoft Visual Studio®
 - Microsoft Edge Browser®
 - Mozilla Firefox® Browser
 - Google Chrome® Browser
 - Adobe Acrobat Reader®
 - Apache OpenOffice®
 - VMware Player Windows 64bit
 - Scratch Desktop editor (offline version)
- 4-H members should not assume that the computers in the prior have Internet connectivity and that any parts of the exhibit that require internet access will not work. It is strongly recommended that 4-H members test exhibits on a computer with Internet connectivity disabled.
- Kansas 4-H STEM has made available Linux Virtual Machines (VMs) that can be downloaded and used to create projects on web servers, networking, and many other projects. For more information on how these VMs can be leveraged or to download them visit www.STEM4KS.com 4-H members are not required to use the VMs in their projects. They are optional.
- All licensing should be adhered to for any software used in the exhibit. Failure to do so will result in a reduction of one ribbon placing and may not be considered for Best of Show.
- The creation of viruses, malware, malicious applications or code, defamatory language or graphics, bullying or any material that is "mean", "dangerous" or harmful according to the judge's opinion will result in the exhibit being disqualified.
- Pictures or still graphics created are not eligible for entry as a project in this division, and should be entered in the appropriate photography division.
- Judging will be based on a score sheet which can be found at www.STEM4KS.com There are four (4) areas each exhibit will be judged on. They are:
 - 4-H Engineers Journal (what I learned to make it work), 50% overall score.
 - Instructions (how I help others make it work), 25% overall score.
 - Functionality (does it work), 12% overall score
 - Diagrams (and code if applicable) (how I think it works), 13% overall score

425101. Computer program, application, app, script, or coded system that is new and unique (not merely a file run in a program, such as a "word document" or a picture drawn in 'Microsoft Paint'.)

425102. Computer presentation (power point, web page/site, animated graphics, etc.)

425103. Single computer system (web server, database server, etc.)

425104. Networked system consisting of two or more computers

425105. Chip system– a small (4"x4"x4") programmed physical device that accomplishes a specific task.

4-H STEM—ROBOTICS

- READ GENERAL RULES AND REGULATIONS
- Must be currently enrolled in the 4-H STEM project to exhibit in this division.
- Each exhibitor may enter one robot per class. Exhibit must be the work of the exhibitor in the current year.
- Each robot must be free-standing, without the need to additional supports in order to be moved or exhibited.
- Robots must have automated reticulated structures (arms, wheels, grippers, etc.) Game consoles that display on a screen are NOT considered robots and should either be entered in computer systems division or energy management project. Robots requiring no assembly, just programming, such as Ozobots, are considered computer systems projects as the skill is focused on the programming not on the construction of the robot.
- Robot dimensions should not exceed 2'x2'x2'. Weight may not exceed 15 pounds. If displayed in a case (not required or encouraged for the state fair, but strongly encouraged for the county fair) the outside case dimensions may not be more than 26"x26"x26".
- Materials including but not limited to obstacles, spare batteries, and mats for testing the robot may be placed in a separate container, which is not included in the robot's dimensions, that container may not be larger than 576 cubic inches as measured along the outside of the container. (Ex: 4"x4"x36" or 4"x8"x18" or 6"x6"x16") The container, if used, and/or any large objects (such as mats or obstacles) should be labeled with the exhibitor's name(s) and county.
- All electric components of the robot must be adequately covered or concealed with a protective enclosure. Paper is NOT considered an adequate enclosure or covering for electrical components.
- Robots may be powered by an electrical battery, water or solar source only. Junk drawer robots may be powered by a non-traditional power source. Robots powered by fossil fuels/flammable liquids will be disqualified. Robots that include weaponry of any kind will be disqualified. Weaponry is defined as any instrument, possession or creation, physical and/or electrical that could be used to inflict damage and/or harm to individuals, animal life, and/or property.
- Remote controlled robots are allowed under certain conditions provided that the robot is not drivable. Remote controlled cars, boats, planes, and/or action figures, etc. are not allowed.
- Each robot must be in operable working condition. The judges will operate each robot to evaluate its workmanship and its ability to complete the required tasks for this current 4-H year. In the event the robot uses a phone, tablet, or similar device for programming AND control of the robot, a video will be used to evaluate the working condition of the robot.
- Each exhibitor is required to complete the "4-H STEM Robotics Exhibit information form", which should be attached to the outside of a 10"x13" manila envelope. All revisions of all forms previously released for the STEM division dated prior to current year are void for use and new forms must be obtained and used that are dated by the State 4-H Office for the current year.
- The exhibit must include written instructions for operation, (the instructions should be written as if they were to tell a grandparent or elderly person how to operate the robot.) construction plans, and 1-3 pages of project photographs. In addition, a 5 minute video presentation placed on a CD, DVD, USB drive or similar removable storage device, if applicable. For robots that can be programmed, robot programming information must be included. This information should be placed inside the 10" x 13" manila envelope mentioned above. Robot programming information can be, but not limited to, source code, block diagrams, screen captures of the coding window, and other images that show the programming logic used/
- In the event that the robot uses a device like a phone, iPad, or tablet for programming AND operation, DO NOT include the device (phone, tablet, etc.). The device's safety cannot be insured. Instead record a video demonstrating the instructions included for your robot. It should show setting up the robot, starting the robot, the robot executing its task, and powering off the robot, just like the instructions are written.
- Creativity, workmanship, and functionality will be strong criteria in judging the "Robot designed by Exhibitor" classes. All robots should have a purpose or intended function, examples include, but are not limited to: following a line, sweeping the floor, solving a rubix cube, sorting colors, or climbing stairs.
- Exhibitor's name, club, age, and year(s) in project must be tagged or labeled in a prominent location on the robot.
- There are no county or district boundaries that must be adhered to in order to form a Kansas 4-H STEM Robotics Team. However, as mentioned in #2, each team member must be currently enrolled in the Kansas 4-H STEM project.
- See the 4-H STEM Educational Exhibits: Posters, Notebooks, and Display Section for more details on exhibiting posters, display boards, and notebooks.
- If a safety violation is noted by the judges, superintendents, or other staff, the exhibitor's exhibit, at the judges discretion, will receive a participation ribbon.
- Exhibitors may create an optional video (not required) about their project showing its operation and the work they have done. This allows judges to get a better understanding of the exhibit and allows the youth the opportunity to fully demonstrate their exhibit. The video should be no longer than 8 minutes and should be placed on a USB drive. These videos may also be considered for inclusion in a running video loop in the STEM area at the state fair after review by judges, superintendent(s), and extension staff. Adult guardians must complete the video release included with the exhibit form. If the release is not completed the video will not be included in the video loop on display in the STEM area at the Kansas State Fair. *NOTE: FOR COUNTY FAIRS, consultative judging will take place and the video aspect of the project will be waived in favor of speaking to the judge directly about the project.

Division A - Novice - 7-9 Years Old

CLASS

- 425201. Robot made from a commercial (purchased) kit.
- 425202. Robot designed and constructed by exhibitor. The build must not be a mere modification of an existing robot kit or plan.
- 425203. Programmable robot made from a commercial (purchased) kit.
- 425204. Robot designed and constructed by exhibitor or from a commercial kit, that is operated by a remote controlled device
- 425205. Junk Drawer Robotics-based curriculum robot

Division B - Intermediate - 10-13 Years Old

CLASS

- 425206. Robot made from a commercial (purchased) kit.
- 425207. Robot designed and constructed by exhibitor. The robot must not be a mere modification of an existing robot kit or plan.
- 425208. Programmable robot made from a commercial (purchased) kit.
- 425209. Robot designed and constructed by exhibitor or from a commercial kit, that is operated by a remote controlled device
- 425210. Junk Drawer Robotics-based curriculum robot

Division C - Professional - 14 Years Old and Up

CLASS

- 425211. Robot made from a commercial (purchased) kit
- 425212. Robot designed and constructed by exhibitor. The robot must not be a mere modification of an existing robot kit or plan.
- 425213. Programmable robot made from a commercial (purchased) kit.
- 425214. Robot designed and constructed by exhibitor or from a commercial kit, that is operated by a remote controlled device.
- 425215. Junk Drawer Robotics-based curriculum robot

Division D - Team Robotics Project

CLASS

425216. Robot designed and constructed by 2 or more 4-H STEM project members. The robot must not be a mere modification of an existing robot kit or plan. The robot may be a programmable type that is made from a commercial (purchased) kit. This division is designed to encourage teamwork and cooperation among fellow 4-H Space Tech members. As with many high tech projects today, no one person designs and builds a robot alone. It takes the brainstorming, planning, problem solving, and cooperation of an entire team to complete a given robotics project.

4-H STEM - ROCKETRY

- READ GENERAL RULES AND REGULATIONS
- 4-H Members must be currently enrolled in the 4-H STEM-Rocketry Program
- All revisions of all forms previously released for the STEM division either undated or dated prior to the current year are void for use and new forms must be obtained and used that are dated by the State 4-H Office for the current year. Use of old forms should result in the loss of one ribbon placing for exhibits.
- Relevant documents may be obtained from the Extension Office or from www.STEM4KS.com
- NAR refers to the National Association of Rocketry and its governing board.
- Tripoli refers to the Tripoli Rocketry Association and governing board.
- All NAR documents, with the exception of the "pink book," referenced herein can be found at www.nar.org
- If a fire burn ban is in effect, exhibitors are not required to launch their rocket(s). All requirements of the launching of rockets for the fair and documenting of the launching are suspended for the duration of the ban.
- See the 4-H STEM Educational Exhibits: Posters, Notebooks, and Educational Display Section for more details on exhibiting posters, display boards, and notebooks.
- As defined by the National Association of Rocketry (NAR), a scale model is "any model rocket that is a true scale model of an existing or historical guided missile, rocket vehicle, or space vehicle." The intent of scale modeling is according to the NAR, "to produce an accurate, flying replica of a real rocket vehicle that exhibits maximum craftsmanship in construction, finish, and flight performance." (NAR "Pink Book" 50.1 4-1)
- Adult supervision is defined as being under the direct supervision of someone 18 years of age or older.
- For the purposes of Kansas 4-H STEM a mid-powered rocket is defined as a rocket that uses an 'E', 'F', 'G'. Or equivalent engine for launch. In addition, rockets also qualify for mid-power if they meet any of the following criteria:
 - Is 2 inches or greater in diameter (not including fins) and taller than 3 feet (36 inches including fins) and do not use an engine exceeding 160.01 Newton seconds of total impulse (an 'H' engine equivalent or above).
 - The total impulse of all engines used in the rocket is greater than 20.01 Newton-seconds and less than 160.01 Newton-seconds.
- For the purpose of Kansas 4-H STEM a high-powered rocket is defined as a rocket that meets any of the following criteria:
 - Weighs more than 3.3125 pounds (53 ounces or 1500 grams) at the time of launch
 - Uses a "H" engine or larger to launch
 - The total impulse of all engines used in the rocket is greater than 160.01 Newton-seconds of thrust.
 - Includes any airframes parts of ductile, metal, though, the use of ductile metal is strongly discouraged.
 - Models powered by rocket motors not classified as model rocket motors per NFPA 1122, e.g:
 - Average thrust in excess of 80.01 Newtons
 - Contains in excess of 125 grams of propellant and are limited to only H and I motors.
 - Uses a hybrid motor or a motor designed to emit sparks.
- High power certification is defined as having successfully completed a certification program for high-powered rocketry through the NAR or Tripoli and maintain that certification. This applies to all membership levels in the NAR and Tripoli. Specifically the "Formal Participation Procedure" for the "Junior HPR Level 1 Participation Program" as outlined by the NAR and the Tripoli Mentoring Program (TMP) as outlined by Tripoli.
- NAR rules of launching and construction of all rockets are assumed to be used by all 4-H STEM exhibitors and will be considered during judging.
- For the purposes of Kansas 4-H STEM, NO rocket may be launched using engines totaling more than an 'I' impulse engine or 640 Newton-seconds of total thrust.
- Each exhibitor may enter up to two rocket exhibits that have been constructed during the current year. If two rockets are entered, one rocket must be a "model rocket kit" and the second may be entered into any other applicable class. An exhibitor may not enter two rockets in the same class.
- The report that accompanies the rocket must be limited to the 4-H STEM Rocket Exhibit Information Form which is affixed to a 10" x 13" envelope. This envelope should NOT be attached to the rocket stand or the rocket. The information form should be signed by the exhibitor. This may be downloaded from www.STEM4KS.com Any rocket exhibit not including this completed envelope will not receive an automatic participation ribbon
- Plans (or a photocopy) must be placed inside the envelope.
 - This includes original design rockets.
 - If a rocket kit has been modified structurally, (Which must provide all necessary details to construct an original design rocket.) notations need to be given indicating the changes made, either by notations on the Rocket Exhibit Information Form or by placing notes in the plans. Such modifications require the rocket to be swing tested and documented to show a stable flight.
- One or more photographs of the rocket during construction and at the launch site are required.
 - Photographs showing the rocket at the moment of ignition are preferred.
 - Photographs must be attached to one side of an 8 ½ "x 11" page(s).
 - There must be at least 1 page of photos, and no more than 5 pages of photos.
 - Include at least one photo showing rocket construction, preferably with the exhibitor included.
 - Do not include photos of members catching their rockets as they return to earth. This is an unsafe practice, and we do not recommend or condone this practice.

- o Pictures at the launch site are not required in the event of a burn ban.
- To exhibit in this division:
 - o The rocket must have been flown, unless a burn ban is in effect.
 - o Support rods must not extend past the tip of the highest nosecone on the model.
 - o Support rods must remain in the upright position, 90 degrees to the display base, do not angle. If support rods are not perpendicular to the base, the judge should deduct two ribbon placings.
 - o No model may be submitted on a launch pad.
- Launches should not be conducted in winds above 20mph, and will constitute a disqualification of rocket exhibit.
- All rockets must have a safe method of recovery, e.g., parachute, streamer or tumble recovery. Any rocket without a recovery system will be disqualified.
- The altitude achieved by the rocket is to be determined using a method other than estimation. Examples of accepted methods include altimeter, computer software, range finders, etc. If additional space is needed to show calculations of how the altitude was achieved one additional page may be added to the rocketry information pack.
- Flight damage is to be documented by the participant on either the construction plans, an additional sheet of paper titled "flight damage" or the 4-H STEM Rocket Exhibit Information Form.
- The judging of flight damage is to be secondary to all other aspects of the model and only then may it even be considered. However under no circumstance may flight damage be grounds for disqualification.
- Engines and igniters, under any circumstance, ARE NOT permitted with the exhibit and constitute an immediate disqualification
- If an engine becomes stuck, jammed, wedged, or in any other way permanently affixed in or to a rocket and cannot be removed from the rocket, the rocket will be subject to immediate disqualification. This is because it is not possible to make a full and immediate assessment of the safety of the rocket when it is being judged and safety is paramount.
- Engines may not be used as display stands, hollowed out or otherwise. This is a significant change from previous year's rules. Engines used as a display stand cause the exhibit to be subject to Immediate Disqualification.
- Rocket engines should not be used to join multi-stage rockets together.
 - o Multi-stage rockets can be displayed without having the stages connected together. In that case the final stage (the one with the nose cone) should be placed on the display stand, and other stages with a loop of string to the display stand.
 - o The different stages must be included to complete the rocketry exhibit. Incomplete exhibits will be deducted at least one ribbon placing.
 - o Use of any engines to join the stages together will be subject to immediate disqualification.
- Multi-stage rockets can be flown using just the final stage and be considered fully flown.
- If a safety violation is noted by the judges, superintendent, or other staff, the exhibitor's rocket, at the judges' discretion, will receive a participation ribbon. All information necessary will be given to the NAR and/or TRIPOLI for investigation and possible revocation of membership.
- Exhibitors may create an optional video (not required) about their project showing its operation and the work they have done. This allows judges to get a better understanding of the exhibit and allows the youth the opportunity to fully demonstrate their exhibit. The video should be no longer than 8 minutes and should be placed on a USB drive. These videos may also be considered for inclusion in a running video loop in the STEM area at the state fair after review by judges, superintendent(s), and extension staff. Adult guardians must complete the video release included with the exhibit form. If the release is not completed the video will not be included in the video loop on display in the STEM area at the Kansas State Fair. *NOTE: FOR COUNTY FAIRS, consultative judging will take place and the video aspect of the project will be waived in favor of speaking to the judge directly about the project.

Construction Guidelines for All Rockets

- Rockets must be properly assembled according to the assembly instructions.
- Beginner kits with prefabricated fin assemblies and pre-finished rockets requiring no painting are not acceptable, and will be disqualified.
- Plastic snap together fins and prefabricated fin assemblies that do not require fin alignment are not acceptable, and will be disqualified.
 - o Does not apply to plastic fins that must be manually aligned and do not utilize a fin alignment mechanism, including but not limited to fin alignment rings or spacing blocks
 - o Does not apply to fiberglass, Kevlar, extruded foam, composite, or wood fins; especially when used for "through-the-wall" fin attached techniques that are common in larger rockets.
 - o Plastic parts for decorative and mechanical purposes (i.e. decorative nozzles and moving landing struts) are not considered fins and can consist of plastic. Decorative nozzles, etc. need to be securely fastened and not pose a safety hazard.
 - o Fin assemblies that are printed using a 3D printer are excluded from this rule. Through detailed instructions on the creation of the fin assemblies must be provided and in additional page of photos may be included to show the creation/printing of fin assemblies
- Angles of fins must fall within plus or minus 2 degree variation using an approved fin alignment guide (such as KSSTAC10). An official fin guide is available from www.STEM4KS.com
- Fins should be rounded or streamlined according to instructions. If the other edges are rounded to reduce drag on all exposed sides, there should be no ribbon deduction, unless instructions indicate to leave flat, or instructions say to round and rounding was not done.
- Fins and body tubes should be sealed with sanding sealer and/or primer to eliminate the appearance of body grooves and wood grain.
- Fins and launch lugs are to be filleted to reduce drag and properly secure them to the model.
- Engine mounts are to be securely attached to the body tube.
- Any seams on plastic parts are to be sanded smooth.
- Body tubes/ airframes/engine mounts can be made from suitable materials, including, but not limited to: reinforced paper, cardboard, phenolic resin, specialized polymer resins, fiberglass, Kevlar, or other suitable structural materials. However, foam may not be used for external body or other external rocket parts.
- Nose cone is to fit snugly but still allow for easy removal.
- Exhibits must be uniformly painted and smoothly finished or finished as per rocket instructions, and have decals applied smoothly.
- Non-standard surfacing (such as textured paint) may be used if directed by the instructions, this includes scratch built rockets.
- Models may not be judged based on their paint scheme (colors and placement on the rocket), except for rockets that fit the definition of "scale model." All other rockets do not have to follow the suggested paint scheme, allowing the 4-Her to display maximum creativity in the finishing of their rocket. Under no circumstances is the weight given to the paint scheme to be sufficient enough, by itself, to move a non-scale model from one ribbon placing to another.
- "Scale models" may be judged based on their paint scheme. The judge may deduct up to one ribbon placing for not following the paint scheme.

- Scale Model Rockets are to be finished and completed with a majority (greater than 70%) of decals.
- If a modification is made to the rocket, for example, adding a fin, a swing test must be conducted on the rocket, and the documentation provided. Failure to test and document flight stability following modifications will result in two ribbon placing deductions

Model Rocket Specific Guidelines

Purpose: Model rockets are generally small-to-medium sized rockets that can be purchased at hobby stores that an individual(s) builds from parts similar to those found in model rocket kits.

- Rockets classified as high or mid- powered may not be entered into this category.
- Each rocket must be able to stand freely by itself or be supported by a solid base, not to exceed 4-1/4" (four and one quarter inch) thick and must be 8" square. The exhibitor's name, club, and age must be labeled on the base. Rod materials should be sturdy, and not made of flimsy materials, such as coat hangers.
- If the model rocket is greater than 4 feet tall it can be displayed without a base, or displayed parallel to the ground with up to 3 notched blocks not to exceed 4" in height, width, and depth. The exhibitor's name, club, and age must be labeled on the base(s).
- All exhibitors must comply with the NAR Model Rocket Safety Code that is in effect as of October 1st of the current 4-H year. However in the event that there is a modification in this code, the Kansas 4-H STEM Action Team may review and implement the modified code.

Original Design Specific Rocket Guidelines

Purpose: To allow for youth to develop their own rockets (model, mid, and high powered) in a safe manner that displays maximum craftsmanship.

- Original design rockets cannot be a modification of pre-existing kit and must be of original design.
- Original design rockets must be designed by the exhibitor(s).
- Original design rockets must include detailed instructions, so someone could construct the original designed rocket just like a kit purchased at a store. Instructions can be as many pages as needed to convey full and complete construction techniques.
- Original design rocket instructions should not include copies of instructions in part or in whole from existing kits.
- For a rocket entered in the original design classes, describe in the summary how the rocket was tested for stability prior to flying. Swing testing of the rocket is required. Other tests and calculations are encouraged. Exhibitors must include documentation of the swing test. Failure to swing test a rocket will result in a deduction of TWO ribbon placings.
- Up to 4 additional pages can be added to the rocketry information pack detailing the test(s) performed to insure stability. 4-Her's are strongly encouraged to provide as much detail as possible. Failure to provide adequate written documentation will result in a disqualification.

ALL ROCKET CLASSES

Division A- Juniors (Exhibitors 7-9 years of age)

425301. Rocket made from a kit

425302. Rocket designed by exhibitor

Division B- Intermediate (Exhibitors 10-13 years of age)

425303. Rocket made from a kit

425304. Rocket designed by exhibitor

Division C- Advanced (Exhibitors 14 years of age and Older)

425305. Rocket made from a kit

425306. Rocket designed by exhibitor

Division D- Team Built Rocket & Design (Exhibitors 7 years and Older) This class is designed to encourage teamwork among individuals and clubs to work on a rocket from the initial design to the finished product.

425307. Rocket designed by 2 or more exhibitors: not merely a modification of an existing kit. Include original plans.

Mid-power Rocket (2x'D' to 'G' Engines) Guidelines

Purpose: To allow for improved safety and judging of rockets that meet the requirements of 4-H mid-power rockets.

- Exhibitors must be at least 14 years of age by January 1 of the current 4-H year.
- The rules for ALL categories apply.
- In addition to the information packet completed for all rockets, a high/mid power information form is to be completed and placed inside the information packet. This may be downloaded at <http://www.kansas4-H.org/>.
- Exhibitors in this division must hold memberships in either NAR or Tripoli organizations.
- The NAR Model Rocket Safety code applies to the construction and launching of all rockets displayed in this division. As such all exhibitors must comply with the NAR model Rocket Safety Code that is in effect as of October 1st of the current 4-H year. However in the event that there is a modification in this code the STEM Action Team may review and implement the modified code.
- All rockets in this division are to be launched under adult supervision by the 4-H member who constructed the rocket.
- High power rockets ('H' or 'I' engines) may not be launched in this division.
- If according to Federal Aviation Regulations Part 101, a waiver is required to fly the rocket, a copy of that waiver is to be attached to the High Power Information Form. In the case where the launch was a public event a substitute to a copy of the waiver is the Range Safety Officer (RSO's) contact information.
- Mid-Power rockets may be displayed without a supporting stand. If a supporting stand is used, it is not to exceed 4-1/4" (four and one-quarter inch) thick and 8" square. The exhibitor's name, club, and age must be labeled on the base.

Division E- Advanced (Exhibitors 14 years of age and Older)

425308. Mid Power Rocket made from kit or original design

High Power Rocketry ('H' or 'I' engines) Guidelines

Purpose: To allow for improved safety and judging of rockets that meet the requirements of 4-H high power rockets.

- Exhibitors must be at least 14 years of age by January 1 of the current year.
- The rules for ALL categories apply.
- In addition to the information packet completed for all rockets, a high power information form is to be completed and placed inside of the information packet. This may be obtained from the Extension Office or downloaded from www.Kansas4-H.org. Click on KSF Packet Link.

- Exhibitors in this division must hold memberships in either NAR or Tripoli organizations.
- The NAR High Power Safety Code applies to the construction and launching of all rockets displayed in this division. As such all exhibitors must comply with the NAR High Power Rocket Safety Code that is in effect as of October 1st of the current 4-H year. However, in the event that there is a modification in this code, the Kansas 4-H STEM Action Team may review and implement modified code.
- All rockets in this division are to be launched under adult supervision by the 4-H member who constructed the rocket.
- For rockets launched using an engine(s) that have 160.1 ("H" engine or equivalent amount of smaller engines) Newton's-seconds or larger, adult supervision must be provided by an individual having at least a level 1 high power certification. The 4-H member should also hold or be attempting to attain their level 1 high power certification, and should include supporting documentation of such (a copy of Level 1 card is sufficient)
- If according to Federal Aviation Regulations Part 101, a waiver is required to fly the rocket, a copy of that waiver is to be attached to the High Power Information Form. In the case where the launch was a public event, a substitute to a copy of the waiver is the Range Safety Officers (RSO's) contact information.
- High Power Rockets may be displayed without a supporting stand. If a supporting stand is used, it is not to exceed 4;1/4" (four and one-quarter inch) thick and 8" square. The exhibitor's name, club, and age must be labeled on the base.

Division F- Advanced (Exhibitors 14 years of age and Older)

425309. High Power Rocket made from kit or original design

4-H STEM - UNMANNED AREIAL SYSTEMS

The 4-H unmanned aerial systems or UAS project explores the world from above the trees and discovers new frontiers with UASs. UASs are commonly known as Unmanned Aerial Vehicles (UAVs) or drones. Members explore the uses and applications of unmanned aerial systems and how UASs link to other projects such as geology, robotics, electronics, crop science, and many more.

- READ GENERAL RULES AND REGULATIONS
- 4-H Member must be currently enrolled in the 4-H STEM project to exhibit in this division.
- Each exhibitor may enter one exhibit per class. Exhibit must have been completed during the current 4-H year.
- The information that accompanies the UAS must be limited to the 4-H STEM Exhibit Information Form which is affixed to a 10" x 13" envelope. This envelope should NOT be attached to the UAS. This may be downloaded from www.STEM4KS.com. Any UAS exhibit not including this completed envelope will be lowered on ribbon placing. All revisions of forms previously released for the STEM division dated prior to current year are void for use and new forms must be obtained and used that are dated by the Kansas State 4-H Office for the current year.
- Exhibitor's name, club, age, and year(s) in project must be tagged or labeled in a prominent location on the exhibit, educational display, notebook, and/or poster.
- Unmanned Aerial Systems that include or depict weaponry of any kind will be disqualified.
- See the 4-H STEM Educational Exhibits: Posters, Notebooks, and Educational Display Section for more details on exhibiting posters, display boards, and notebooks.
- If modifications are made to the exhibit a page should be attached noting those modifications.
- If a safety violation is noted by the judges, superintendent, or other staff, the exhibitor's exhibit, at the judge's discretion will receive a participation ribbon.
- For Design & Construction classes- Unmanned Aerial System designed and constructed by exhibitor that is operated by a remote controlled device. The UAS must not be a mere modification of an existing kit or plan. You may not exhibit a UAS that was purchased off the shelf in this class.
- For Practical Application Classes- Practical application of a Unmanned Aerial System constructed from a commercial (purchased) kit. This includes the UAS, plus one or more of the following: video, notebook, poster, display board, etc. This class is separate from educational exhibits. A tangible use would be mapping Russian olive trees, eroded soils, and bindweed in fields, etc. There are also many other non-agricultural UAS uses that would be appropriate for this class.

Division A- Juniors (Exhibitors 7-9 years of age)

425401. Design & Construction of UAS

425402. Practical Application of UAS

Division B- Intermediate (Exhibitors 10-13 years of age)

425403. Design & Construction of UAS

425404. Practical Application of UAS

Division C- Senior (Exhibitors 14 years of age and older)

425405. Design & Construction of UAS

425406. Practical Application of UAS

4-H STEM - EDUCATIONAL EXHIBITS- POSTERS, NOTEBOOKS AND EDUCATIONAL DISPLAYS

Purpose: To allow 4-Hers to explore STEM outside of the bounds of traditional projects for rockets, robotics, astronomy, computers, and unmanned aerial systems. All posters, notebooks, and display boards are listed in this section and have been removed from the individual sections to save space.

- The General Exhibit rules for ALL categories apply.
- For notebooks, educational displays, and posters, no additional exhibit information is required; no manila envelope is needed for these exhibits.
- Exhibits are to have a clear link to the STEM areas of astronomy, rocketry, robotics, or unmanned aerial systems. Educational exhibits outside of these STEM areas should be displayed in other program areas. Just because an educational exhibit relates to the broad concept of STEM does not qualify it to be displayed in the STEM Educational Exhibit area. Exhibits that do not clearly show a clear and direct relationship to the STEM project areas of ag-mechanics, ABC, astronomy, computers, robotics, rocketry, or UAS as previously defined will be disqualified.

- Educational Displays, posters, and notebooks should be creative and showcase details about knowledge learned in the project during the current 4-H year. Value is placed on youth who can demonstrate how their skills have increased while completing the project. Each exhibit will be judged on uniqueness, creativity, neatness, accuracy of material, knowledge gained, and content. An exhibit judging score sheet will be available at www.STEM4KS.com. For example, a rocket that may have crashed and/or is highly damaged that can't be launched again may be made into an educational display or poster that tells a great story with many lessons learned.
- Follow copyright laws, citing all sources of information in a standard notation on the "4-H Educational Rocketry Exhibit Information Form." Additional pages can be added inside the Information Packet and should be labeled "Citations." Sources of scientific information must be cited on the front of your exhibit, including all posters and educational displays.
- Educational displays are not to exceed a standard commercial 3'x4' tri-fold display board. No cardboard table exhibits will be allowed. Care should be taken to use durable materials that will withstand fair conditions.
- "Construction Kits" that are part of Educational Displays must be contained in cases (tackle boxes, sealable containers, etc.) that may not be larger than 1'x2'x2' and must have a latch which securely keeps all components contained in the "Construction Kits." Other components are to adhere to appropriate dimensions as stated elsewhere.
- Educational Project Notebooks must be organized in a 3-ring-binder.
- Educational Posters must be no larger than a 20"x30" poster board. Exhibitors are encouraged to laminate all posters and diagrams or cover them with clear plastic film. Any three-dimensional poster or display exhibits may not be thicker than 2 inches.
- Engines and igniters in rockets ARE NOT permitted with the exhibit and constitute an immediate disqualification. This is for safety reasons and includes both spent and live engines.
- Exhibitor's name, club, age, and year(s) in project must be tagged or labeled in a prominent location on the Notebook and/or "Construction Kit" For educational displays and/or posters the exhibitor's name, club, age, and year(s) in project must be tagged or labeled on the back of the exhibit. Failure to label an exhibit may result in ONE ribbon placing deduction.
- Exhibits should possess the following qualities (in no particular order):
 - A Central Theme
 - What you want others to learn
 - Be designed and constructed in a manner befitting the exhibit
 - Be something you are interested in
 - Be related to Computer Systems, Robotics, Rocketry, or Unmanned Aerial Systems.
 - And those characteristics described in that section
- If a safety violation is noted by the judges, superintendent, or other staff, the exhibitor's exhibit, at the judges' discretion, will receive a participation ribbon.

Division A- Juniors (Exhibitors 7-9 years of age)

- 425501. Educational Display
- 425502. Notebook
- 425503. Poster

Division B- Intermediate (Exhibitors 10-13 years of age)

- 425504. Educational Display
- 425505. Notebook
- 425506. Poster

Division C- Advanced (Exhibitors 14 years of age and Older)

- 425507. Educational Display
- 425508. Notebook
- 425509. Poster

4-H STEM - ARCHITECTURAL BLOCK CONSTRUCTION

The STEM ABC exhibit area focuses on using architectural blocks ("Legos") to construct dioramas. This project allows youth to explore architectural design in a three-dimensional space. The intent for this program is to allow youth to explore the construction and gain knowledge through interaction with a common toy. This division is not intended for youth wishing to exhibit constructed kits. Kits and non-diorama displays should not be displayed in this division.

- 4-H members must be currently enrolled in the Kansas 4-H STEM – Architectural Block Construction project to exhibit in this division.
- Each exhibitor may enter one exhibit. Exhibits must have been constructed during the current 4-H year.
- Total exhibit dimensions may not exceed 2 feet high, by 2 feet wide, by 2 feet deep. The minimum exhibit dimensions must be at least 6 inches wide and deep.
- All exhibits should be placed in a sturdy see-through enclosure with a top, bottom, and 4 sides. A clear tub turned upside down with the exhibit placed on the lid would be an acceptable enclosure. It may be desirable to place a cutting board or other hard surface between the lid and base plate of the exhibit to make it sturdy. This is to keep exhibit components from being "scattered to parts unknown" at the fair. The outer dimensions of the enclosure do not count towards the total exhibit dimensions but should not be excessive.
- All components used in construction should be dust free, clean, free of chips, scuffs, or cracks.
- Gaps or cracks should not be visible between assembled blocks unless they fit with the story, for example an earthquake
- The primary building component should be interlocking blocks, commonly referred to by the brand name of Lego®
- Other Architectural components can be integrated into dioramas to illustrate architectural aspects that may be difficult to convey with traditional interlocking blocks, for example marbles for small round objects
- The use of existing "store bought" sets for major elements of the display is not allowed, use of figurines from sets is allowed as are using individual bricks to create something different than the set it came from. "Store bought" sets should be considered an arts and crafts entry. The intent of this is to ensure fairness among exhibitors and encourage maximum creativity instead of just following a set of plans.
- Dioramas should be suitably complex and have multiple elements, for example a camp site that has a log cabin, a tree fort, and a car.
- All dioramas should have a story, which is part of the information pack, that describes what is happening in the diorama; this can be as simple (the nursery rhyme "Jack and Jill" for example) or complex as needed to explain to someone looking at the exhibit what is happening
- Architectural components should have a consistent look, walls and roofs that have no pattern or consistency will be deducted one ribbon placing
- Vehicles that are intended to stay in a single place should be affixed to base plates with sticky tack, hot glue, or other method

- Mechanical enhancements or motion elements that add motion to the diorama are acceptable and encouraged. For example, merry-go-rounds, doors, elevators, gears, marbles going down a channel, flapping wings, animatronics, etc. If included, judges should be able to use them and instructions should be provided for operation either in the story or on a separate page.
- Artistic designs, for example recreating paintings like the “Mona Lisa” or “Stary Nights” and sculptures like “David,” are not permitted as exhibits and one ribbon placing should be deducted. These exhibits should be displayed in Visual Arts
- The exhibitor’s name(s) and county or district must be tagged or labeled in a prominent location on the display, additionally the display case should have the exhibitor’s information attached to it as well, as the top part of the case may be separated from the display
- Each exhibit must include an Architectural Block Construction information packet. Entry of just a packet without an accompanying exhibit is not a sufficient exhibit.
- Each exhibitor is required to complete the “4-H STEM Architectural Block Construction Exhibit Information Form” which is available through the Extension office or at www.STEM4KS.com. This form must be attached to the outside of a 10” x 13” manila envelope. Do not tie the envelope to the exhibit. All revisions of forms previously released for the STEM division dated prior to current year are void for use and new forms must be obtained and used that are dated by the Kansas State 4-H Office for the current year.
- Each exhibit information packet should include the following items:
 - 1 to 5 pages of photos showing work on the exhibit, preferably from a beginning state to final or completed state, these help in determining where a part might go in case something comes loose.
 - If appropriate, operating instructions for mechanical portions of the diorama.
- Additionally, exhibitors are required to create a video about their project discussing their construction experiences and the architectural elements of the diorama (tell the story of what is happening in their exhibit). This allows judges to get a better understanding of the exhibit and allows youth the opportunity to fully explain their exhibit. The video should be no longer than 8 minutes and should be placed on a USB drive. These videos may also be considered for inclusion in a running video loop in the STEM area at the state fair after review by judges, superintendent(s), and extension staff. Adult guardians must complete the video release included with the exhibit form. If the release is not completed the video will not be included in the video loop on display in the STEM area at the Kansas State Fair. *NOTE: FOR COUNTY FAIRS, consultative judging will take place and the video aspect of the project will be waived in favor of speaking to the judge directly about the project.

Eligibility: Each exhibitor may enter one exhibit.

Classes

Introductory– Level 1 (about 1-3 years of experience)

425601 Level 1 Diorama. A diorama illustrating at least 2 architectural features beyond floors, ceilings, and walls.

Experienced– Level 2 (about 4-6 years of experience)

425602 Level 2 Diorama. A diorama illustrating at least 4 architectural features beyond floors, ceilings, and walls, and includes 1 or more motion elements.

Advanced– Level 3 (about 7-9 years of experience)

425603 Level 3 Diorama. A diorama illustrating at least 6 architectural features beyond floors, ceilings, and walls and includes 2 or more motion elements.

Master– Level 4 (10 or more years experience)

425604 Level 3 Diorama. A diorama illustrating at least 8 architectural features beyond floors, ceilings, and walls and includes 3 or more motion elements.

4-H VISUAL ARTS

Superintendents

- Read General Rules and Regulations.
- All articles must be the work of the exhibitor in the current year.
- A “tag” or sticker (available from the Extension Office) will need to be adhered to the object for proper identification. Please use ink or type information on tag.
- Exhibitors may have two (2) entries per class.
- If exhibitor is enrolled in General Arts & Crafts, work produced at School, Church, camp, etc. ARE eligible for judging.
- All exhibits which need to be hung must have the appropriate hanger, rod, wire or other mechanism attached in order to be properly displayed. All pictures must be matted and/or framed and ready to hang.
- When pre-entering exhibit, please specify fine art or craft division
- The method of judging for this department is through Consultation judging.
- Up to 5 exhibits will be selected to participate at the Kansas State Fair.

AWARDS:

A Junior, Intermediate & Senior Division Champion and Reserve Champion for each division will be awarded if judge sees fit. An Overall Grand Champion and Overall Reserve Champion will be selected from all divisions combined.

A project will be selected from each of the five categories (Fine Arts, Clay and Ceramics, Leather and Jewelry, Three-Dimensional, and General Crafts) to move on to the State Fair. A member may display only one visual arts item.

JUNIOR DIVISION (age 7-9)

FINE ART

- 411001. Ceramics - free form
- 411002. Drawing and Sketching
- 411003. Painting/Freehand
- 411004. Painting/Transfer
- 411005. Sculpture

- 411006. Leather
- 411007. Computer generated art
- 411008. Other

CRAFTS

- 411101. Ceramics - poured or painted form
- 411102. Article made from recycled material
- 411103. Article made from new material
- 411104. Article made from items found in nature -
(Pine cones, leaves, etc.)
- 411105. Seasonal Crafts (holiday, wreaths, etc.)
- 411106. Cutting and Pasting (Scrapbooking, collage, etc.)
- 411107. 3-D Construction (puzzles, Lego sets, etc.)
- 411108. Jewelry
- 411109. Other

INTERMEDIATE DIVISION (age 10-13)

FINE ART

- 411201. Ceramics - free form
- 411202. Drawing and Sketching
- 411203. Painting/Freehand
- 411204. Painting/Transfer
- 411205. Sculpture
- 411206. Leather
- 411207. Carving
- 411208. Computer generated art
- 411209. Other

CRAFTS

- 411301. Ceramics - poured or painted form
- 411302. Article made from recycled material
- 411303. Article made from new material
- 411304. Article made from items found in nature -
(Pine cones, leaves, etc.)
- 411305. Seasonal Crafts (holiday, wreaths, etc.)
- 411306. Cutting and Pasting (Scrapbooking, collage, etc.)
- 411307. 3-D Construction (puzzles, Lego sets, etc.)
- 411308. Jewelry
- 411309. Other

SENIOR DIVISION (age 14 & up)

FINE ART

- 411401. Ceramics - free form
- 411402. Drawing and Sketching
- 411403. Painting/Freehand
- 411404. Painting/Transfer
- 411405. Sculpture
- 411406. Leather
- 411407. Carving
- 411408. Computer generated art
- 411409. Other

CRAFTS

- 411501. Ceramics - poured or painted form
- 411502. Article made from recycled material
- 411503. Article made from new material
- 411504. Article made from items found in
nature - (Pine cones, leaves, etc.)
- 411505. Seasonal Crafts
(holiday, wreaths, etc.)
- 411506. Cutting and Pasting
(Scrapbooking, collage, etc.)
- 411507. 3-D Construction
(puzzles, Lego sets, etc.)
- 411508. Jewelry
- 411509. Other

4-H WILDLIFE

Superintendent

Extension Agents

- Type of exhibit in this division is open to notebooks, posters, picture story, display boards, etc. Maximum exhibit size is 3' x 4' (notebooks may be a journal showing habitat development, bird watching tips, information on endangered species or any in-depth, study in the wildlife area. The display might include different flies the exhibitor has, or different fish found in the exhibitors county, etc.)
- Name, club, age and year in project should be in a prominent location on the exhibit.
- Care should be taken to select durable materials that will withstand county fair conditions.
- Exhibitors MUST comply with State and Federal laws. It is illegal to possess threatened or endangered wildlife, or the feathers, nests or eggs of non game birds. Game birds and game animals taken legally during an open season may be used. The use of live wild animals in educational exhibits is prohibited.
- Notebooks and Educational Displays will be judged on the following points: TOTAL 110 points
 - Stopping Power -----15
 - Is the main idea specific? Is the idea presented clearly, simply, forcefully?
 - Interest, Holding Power -----15
 - Does the exhibit give the observer additional facts in a clear, concise, informative way?
 - 4-H Project application -----15
 - Is the subject matter an effective showcase?
 - Mechanical Power -----15
 - Correct letter size, pleasing color combination, appropriate symbols, and models
 - Personal Growth -----25
 - How much knowledge was gained by exhibitor? Was enthusiasm shown?
 - Educational Value -----25
 - Knowledge Shared. Note: Credit all citations, websites or other resources used in creating your exhibit
- Posters will be judged on the following points: TOTAL 100 points
 - General Appearance-----30
 - Information -----50
 - Organization-----20

CLASS

426001. Notebook. Contents pertain to some phase, results, story or information about the wildlife project

426002. Promotional Poster. Must be related to something learned in the wildlife project (Flat poster board no larger than 22" x 28")

426003. Educational Display. Must be related to something learned in the wildlife project. Maximum tri-fold size is 3'x4'

426101. Taxidermy/Tanning Exhibit. Should include an attachment that shows the work in progress through photos with captions, or a detailed journaling of the process.

4-H WOODWORKING

Superintendents

- Read General Rules & Regulations.
- No exhibitor may enter more than two articles in each class. Designate on entry if article is original or kit construction.
- The plan from which the article was constructed must be with the article exhibited. The plan may be a photocopy, the actual pattern, or a scale drawing. It must be complete and accurate to the extent that a duplicate article could be built using the plan as a guide. Please note: a set of step by step instructions is not a plan.
- Projects with missing or insufficient plans will be lowered one ribbon placing (i.e. a blue ribbon exhibit will receive a red ribbon).
- Projects that have unsecured glass, i.e. glass shelves, glass top of a coffee table, etc., should not be brought to the fair. Glass that is secured in the project, i.e. glass front of a gun case or cabinet, etc., is permissible since it cannot be easily removed.
- The entry card, plans, and all other paperwork should be secured to the project in some manner. Tape is usually not adequate to accomplish this. It is recommended to use a zip top plastic bag with a hole punched through it and using string to tie this to the exhibit.
- Refinished/ Repaired furniture should be exhibited in Home Environment Class # 420102.
- Projects made from pre-cut kits are not allowed.
- In judging woodwork articles, consideration will be given to: Workmanship, including accuracy to the plan; Design; Choice of wood; Suitability and quality of finish; and Usefulness.
- Firearms and weapons are not to be entered or displayed.
- Label each article showing intended use. Must be work done during the current club year.

HAND TOOLS ONLY - (Woodworking Projects made with Hand tools)

CLASS

427001. Woodworking article for farm or shop use.

427002. Lawn or Household furniture

427003. Other woodwork articles not included in above classes. (Bird feeders, bird houses, household equipment such as knife racks, bread boards, door stops, etc.)

POWER TOOLS ONLY - (Woodworking Projects made with Power Tools)

CLASS

427101. Woodworking article for farm or shop use.

427102. Lawn or Household furniture

427103. Other woodwork articles not included above classes. (Same as Hand Tool Class)

4-H NOTEBOOKS, POSTERS, and EDUCATIONAL DISPLAYS

Superintendent: Extension Agents

- Read General Rules & Regulations.
- This department is for project areas where no other department exists.
- Please designate on the "tag" or sticker what project you are enrolled in for this division.
- Exhibitor may construct a poster, notebook or display for any project they are enrolled in.
- Exhibitors should avoid using copyrighted and/or trademarked materials whenever possible by originating his/her own work.
- Classes will be divided following the close of entries with a minimum of three entries in the same project making a class.
- STEM, Shooting Sports, and Wildlife all have specific rules for exhibiting in these divisions. Please see the appropriate section for more information on exhibiting in these divisions.

4-H PROJECTS THAT DISPLAY WELL IN THIS DEPARTMENT:

Self-Determined - Leadership - Citizenship - Computer Technology - Communications - Family Studies -Forestry - Health & Wellness - Reading - Wildlife - Horseless Horse - Performing Arts - Collections - Models - Hobbies

NOTEBOOKS

- Each exhibit must be the work of the exhibitor.
- Records should be complete up to July of current year.
- Notebooks should include an introduction, goals set and accomplished, activities planned and what you learned.
- Pictures pertaining to the project are also encouraged.
- Notebooks judging criteria: Introduction, Content, Organization, Summary.
- Notebooks in classes 1339-1341 can be current year Kansas Award Application that is current up to July.

CLASS

428001. Club Officer (Secretary, Reporter, Treasurer)
428002. Club Service
428003. Any Individual Project - Junior
428004. Any Individual Project - Intermediate
428005. Any Individual Project - Senior
428006. Other

POSTERS

- Purpose: 4-H Project Promotional Poster promotes one project in which the 4-Her is enrolled. 4-H Project Educational Poster: Educates the public about a subject related to one project in which the 4-Her is enrolled. 4-H Slogan Poster: Promotes 4-H in general. May relate to any part of 4-H Club work and/or 4-H activities.
- Each exhibit must be the work of the exhibitor.
- Posters should not exceed the standard size of 22" x 28"
- Posters must be able to be attached to the wall/or unit for display, this may require them to be stapled. Please make sure all items on poster are secure and will not fall off. DO NOT USE FOAM BOARD. If foam board is used, exhibit will be lowered one ribbon placing.
- Poster judging criteria: Concept/Idea, Design & Lettering, Construction.

CLASS

428101. Any Individual Project - Junior
428102. Any Individual Project - Intermediate
428103. Any Individual Project - Senior

EDUCATIONAL DISPLAY

- This division is designed as a display for project accomplishments that are not easily displayed by a poster. The educational display must be the standard tri-fold board, header is optional. Must not exceed 3' wide x 4' tall. Headers are allowed if needed.
- Individual card tables are not permitted. Educational Displays will be displayed on a designated table in the 4-H Building.
- All Educational exhibits must include a 4x6 note card with an explanation of what the exhibitor accomplished in the project or could improve on. This can be handwritten or typed.
- Educational Display judging criteria: Concept/Idea,
• Design & Lettering, Construction.

CLASS

428201. Any Individual Project - Junior
428202. Any Individual Project - Intermediate
428203. Any Individual Project - Senior

4-H DEMONSTRATIONS, ILLUSTRATED TALKS & MUSIC PRESENTATIONS

- READ GENERAL REGULATIONS.
- Exhibitors should avoid using copyrighted and/or trademarked materials whenever possible by originating his/her own work. Copyrighted and/or trademarked materials used in banners, displays, demonstrations, posters or other activities for endorsement or promotion instead of educational purposes will be lowered one ribbon placing.
- Demonstrations or illustrated talks may be individual or team (2 people) presentations.
- The presentation should be of sufficient length to cover the topic adequately, three minutes minimum and 20 minutes maximum.
- Premiums for team demonstrations will be paid equally to both team members participating.
- Member taking part in team demonstrations are eligible to compete in individual demonstration provided a different topic is demonstrated in each.
- 4-H members are encouraged to use technology when it enhances the presentation, however, computers, projection units, screens, extension cords etc will not automatically be provided.
- A speaker system will be set up for all presentations.
- The extension office will allow 4-H members to borrow these items but prior arrangements/reservations are required.
- No piano will be available at the fairgrounds, an option may be bringing a keyboard. Soloists may bring background music or have guitar accompaniment.
- Demonstration, Illustrated Talks & Music Presentation Contest: for more information contact Extension office
- Participants 9 years old and up whose Demonstrations or Illustrated talk earned a blue ribbon at county fair may choose to enter the State Fair class. See State Fair book for rules.
- A demonstration shows a step by step procedure, and explains why each step is essential to develop a particular skill or task. The Illustrated Talk incorporates the use of visual aids (posters, technology supplies, equipment, etc.) that describes the process of the topic being discussed. A project talk should tell about a specific project and the experience in the project. Visuals may be used. Poetry or Prose should be a piece of literature either Dramatic, Interpretative, Humorous, or other type of reading that follows the 4-H Code of Conduct (pieces should be edited for appropriate language and content if necessary). The participant may read from a script or have the piece memorized. The title and author of the selection should be noted within the presentation. Poetry/Prose pieces are exhibition only and will not be evaluated.
- STEM and Shooting Sports have special criteria for Notebooks, Posters and Educational Displays. Please see these sections for more details
- The following scoring breakdown will be used: Total Points
 - Introduction..... 10
 - Appearance 10
 - Presentation..... 30
 - Subject Matter..... 30
 - Visual and/or equipment..... 10

CLASS

429001. Demonstration (individual or team)

429002. Illustrated Talk

429101. Music Performance (no state fair class offered)

429201. Dance Performance (no state fair class offered)

4-H CLUB BANNERS

Superintendents: Community Club Leaders

- READ GENERAL REGULATIONS.
- All Banners must be in place by Noon on Wednesday of fair week
- Description Of Banners:
 - Each banner should illustrate a phase of 4-H work which is being practiced by youth in 4-H or promote 4-H generally.
 - The club display should avoid using copyrighted materials whenever possible by originating their own work. Copyrighted and/or trademarked materials utilized in banners for endorsement or promotion instead of educational purposes will be disqualified and will not be displayed.
 - Banners are a two dimensional display, depicting one idea. Three dimensional objects may not be attached to the banner.
 - The theme guidelines are the same for booths.
 - Banners should be made out of flame-resistant material.
 - Dimensions are to be no less than 12 and no more than 16 square feet, with a minimum of 3 feet on one side.
 - Banners must be hung on a wooden dowel stick strong enough to support the banner. On each end of the dowel rod, there must be a chain 6" long. On the other end of the 6" chain, attach an "S" hook which will permit the banner to be suspended by the chains on the wire.
 - Banners should be made of materials that permit the banner to be folded or rolled without damaging the display.
 - A label is to be attached to the front lower left-hand corner of the banner giving the name of the club, county, and year. Names of members is optional. Letters should be 2" in height.

CLASS

430001. 4-H Club Banner

Kansas State Fair Banner Entry:

As of 2015—Banner Exhibits will no longer be displayed at the 4-H Centennial Hall. Fans are being installed in the building and will not allow banners to be displayed.

NOTES

SCHEDULE OF EVENTS

WEDNESDAY, JULY 5

***9:00 am** 4-H Buymanship Judging Clothing
Construction Judging

***7:00 pm** 4-H Public Style Review Stafford Co. Annex
Building, Community Room, St. John

PUBLIC ENCOURAGED TO ATTEND!

**All judging for Clothing & Textiles takes place
at the Stafford County Annex Community Room &
Extension Office meeting room.*

THURSDAY, JULY 6

9:00 am Fair Ground Clean Up

TUESDAY, JULY 11

All Tuesday events will take place at the
Stafford Recreation Building, Stafford, Ks.

9:00 am 4-H Foods & Nutrition Judging

10:00 am 4-H Visual Arts Judging

1:00 pm 4-H Photography Judging

7:00 pm Hudson Cream Flour BAKEFEST

PARTICIPANTS & PUBLIC INVITED!

WEDNESDAY, JULY 12

***Open Class Foods & Photography
check in and judging will take place at the
Stafford Recreation Building.*

8:00-12:00 pm Check in, 4-H Static Exhibits,
Fairgrounds

8:00-10:00 pm Check in, Open Class Exhibits,
Fairgrounds

8:00-5:00 pm Check in, 4-H Livestock

10:00-12:00 pm Check in, 4-H poultry & rabbits

9:00 am 4-H Plant Science Judging

10:00am 4-H STEM & Electricity,

11:00 am 4-H Woodworking judging, Fairgrounds

10:30 am Open Class judging begins

4:30 pm 4-H Livestock weigh in; Sheep & Goats

5:00 pm Swine; weigh in

5:30 pm Beef, weight in

FARM BUREAU & FRIENDS & FAMILY NIGHT!

5:00-7:00 pm Hamburger & Watermelon Feed

7:00 pm Pedal Pull

1:00-9:00 pm Water Slides

THURSDAY, JULY 13

***8:00 am** 4-H & Open Class Swine Show

3:00 pm 4-H Rabbit and Poultry Show

***7:00 pm** 4-H Sheep and Goat Show

****Pictures of all Grand & Reserve Champions
of each livestock division will be taken
immediately following the show.***

FRIDAY, JULY 14

8:00-9:00 am Check in, Open Class Beef

***9:00 am** 4-H Bucket Calf judging

***4-H & Open Class Beef Show**

5:00-7:00 pm Lion's Club Bar-B-Que

6:30 pm 4-H Council Community Ice Cream Social

7:00 pm Wheat Show Awards

7:00 pm 4-H Premium Auction

Community Night!

8:00 pm Saddle Club Goat Roping at the Rodeo Arena

8:00-10:30 pm Cornhole Tournament

8:00 pm Concert

SATURDAY, JULY 15

9:00 am 4-H Round Robin

10:00-12:00 pm Open Class Premium pick up

10:00 am Check Out All Exhibits

FRIDAY, JULY 21

6:30 pm Swine Carcass Show, Ellinwood

SUNDAY, JULY 23

5:00 pm Beef Carcass Show, Ellinwood

FRIDAY, JULY 28

6:30 pm Swine Carcass Show, Ellinwood