



**JULY 14-18, 2026**

**FAIR BOOK COVER DESIGNED BY LUKE PETTY OF THE  
CLOVERLEAF 4-H CLUB**

# -STAFFORD COUNTY RESIDENTS-

This fair is dedicated to every citizen of Stafford County and is conducted for your education and pleasure. Our goal is to raise the standard of all products of Stafford County. We are asking every citizen to do his or her part by providing exhibits in all classes possible. THIS IS YOUR FAIR!



**THANK YOU**  
**From the Stafford County Fair Association!**



The Officers and Board of Directors of the Stafford County Fair Association would like to take this opportunity to say thank you to all who helped make the Stafford County Fair a success! We recognize:

- To those who donated special items such as tractors, trailers, etc.
- To those who served as superintendents, assistants and in other capacities
- The County Commissioners
- To the City of Stafford and their employees who have been of assistance in preparing the grounds
- To all who have supported this county event with their cash donations.

Your help is appreciated more than you know. Without you, the county fair would not be possible. Thank you again for all you do!

**Stafford County Fair Association Officers:**

Billy Milton - President

John Thrasher- Vice President

Brianna Milton - Secretary

**Stafford County Fair Association Members:**

Cody Dick, Brian Dunn, Gates Hunley, Joanna McAlister,  
Keith McNickle, Jessica Petty, Mark Popp & Amber Turner

**K-State Research & Extension 21 Central District Office Staff**

Extension Agents: Trisha Greene, Jewell Glover, Baley Doggett & Jennifer Gleason

Office Professionals: Maribel Tovar & Cassie Sanko

Every possible care will be taken to safeguard life and property, but the Stafford County Fair Association and its representatives will not be responsible for any injuries or damage that may be sustained through accident or disease, or from any other cause.

**PREMIUM MONEY:**

**OPEN CLASS:**

All OPEN CLASS premium money will be paid out the last day of the fair (Saturday ONLY).  
From 10:00 am –12:00. Please see Brianna Milton in the Fair Office.

**4-H Premium Checks:**

All 4-H ribbon premium checks will be mailed to the 4-H member from the Stafford County Fair Association as soon after the close of the Stafford County Fair as possible.

4-H Premium Auction checks will be mailed to the 4-H member once all premium money is collected from the buyers.

Open Class Entries



For any questions  
regarding **OPEN CLASS**  
**information**, please  
contact Brianna Milton at  
620.546.1598 or  
sfcountyfair@gmail.com.

For any questions  
regarding **4-H**  
**information**, please  
contact Jewell Glover at  
620.549.3502 or  
jewellg@ksu.edu

4-H Entries





# STAFFORD COUNTY FAIR 2026 SCHEDULE OF EVENTS

\*\*\*PLEASE NOTE THAT THE SCHEDULE IS SUBJECT TO CHANGE\*\*\*

**ROOTED IN THE PAST, GROWING THE FUTURE.  
CELEBRATING 120 YEARS OF KANSAS 4-H** 🍀

## TUESDAY, JUNE 30

**9:00 AM**

4-H Shopping in Style, 4-H Sewing & Textile Design, & 4-H Fiber Arts Judging

*All 4-H Judging for Shopping in Style, Sewing & Textile Design, and Fiber Arts takes place at the Stafford County Annex Community Room & Extension Office meeting room.*

## SATURDAY, JULY 11

**8:00 AM**

Fair Ground Clean-up

## SUNDAY, JULY 12

**3:00 PM**

4-H Dog Judging & Show

## MONDAY, JULY 13

**5:00-8:00 PM**

4-H Static Exhibit Check-In, Fairbuilding

## TUESDAY, JULY 14

**7:00 AM-4:00 PM**

Livestock Check-in

**8:00 AM**

Concession Stand Open

**8:30-12:30 PM**

**Fairbuilding Static Area Closed to Public-For Judging of 4-H Exhibits**

**8:30 AM**

4-H Static Judging Begins

**12:30-2:00 PM**

Open Class Exhibit Check-in

**2:30 PM**

Open Class Judging Begins

**4:00 PM**

Vet Check for All Livestock

**4:30 PM**

Sheep & Goat Weigh-In

**5:00 PM**

Swine & Beef Weigh-In

**6:00 PM**

Hudson Cream Flour

**BAKEFEST Participants & Public Invited!**

## WEDNESDAY, JULY 15

**8:00 AM**

4-H & Open Class Swine Show

**1:00 PM**

4-H & Open Class Poultry & Rabbit Judging

**5:00 PM**

Public 4-H Fashion Revue, Covered Old Concession Stand Area

**1:00-9:00 PM**

Water Slides

**5:00-7:00 PM**

Hamburger & Watermelon Feed-Sponsored by Stafford County Farm Bureau Association

**5:00-7:00 PM**

Community Farmers Market

**7:00 PM**

Pedal Pull

**FARM BUREAU FAMILY, & FRIENDS NIGHT!**

## THURSDAY, JULY 16

**8:00 AM**

4-H & Open Class Sheep & Goat Show

**4:30-5:30 PM**

Open Class Beef/Bucket Calf Check In

**5:30 PM**

4-H & Open Class Bucket Calf Show

**7:30 PM**

4-H & Open Class Beef Show

## FRIDAY, JULY 17

**9:00 AM**

4-H Round Robin

**1:00 PM**

Barnyard Olympics

**6:30 PM**

Ice Cream Social-Sponsored by SJNB

**7:00 PM**

Premium Auction

**8:00 PM**

Entertainment by Tim's Tunes & Dunk Tank by Stafford Saddle Club following the Premium Auction

## SATURDAY, JULY 18

**8:00 AM -Noon**

Livestock and 4-H Exhibits Check out and Fair Clean-Up

**10:00 AM - Noon**

Open Class Exhibits Check Out, All Exhibits Pay out

**PAYOUTS WILL NOT BE ISSUED BEFORE 10:00 AM.**

## CARCASS SHOWS

### FRIDAY, JULY 24

**6:30 PM**

Swine Carcass Show  
Ellinwood

### SUNDAY, JULY 26

**5:00 PM**

Beef Carcass Show  
Ellinwood

### FRIDAY, JULY 31

**6:30 PM**

Swine Carcass Show  
Ellinwood

### SUNDAY, AUGUST 2


**5:00 PM**

Beef Carcass Show  
Ellinwood



**OPEN CLASS ENTRIES DUE BY SUNDAY, JULY 12, 2026**

**4-H ENTRIES DUE BY FRIDAY, JUNE 12, 2026**



# MARKET WHEAT SHOW

AWARD PRESENTATION WILL BE HELD FRIDAY, JULY 17 AT 7:00 PM BEFORE PREMIUM AUCTION AT STAFFORD COUNTY FAIRGROUNDS.

## RULES AND REGULATIONS

- **NEW** Producer fills out paperwork at elevator when they submit wheat sample at the elevator.
- **NEW** Official Crop Data Card will be filled out by the County Agent when sample is taken to be inspected.
- All wheat entries need to be into an elevator or collected by the County Agent by **Wednesday, July 1, 2025**
- All wheat exhibits shall be produced during the current year in Stafford County.
- All wheat exhibits shall be **COMBINE RUN ONLY**, samples shall consist of approximately 5 lbs. of wheat collected at the elevators in the county. If a producer has grain stored on the farm and wishes to enter, the County Agent should be notified for sample collection.
- ANY ENTRY WHICH HAS BEEN HAND PICKED AND/OR SCREENED WILL BE DISQUALIFIED
- Limitation of entries: Each producer may exhibit one (1) entry per variety up to a maximum of three (3) varieties of wheat grown on exhibitor's farm. Landlord may enter if tenant does not. A producer is someone who is recognized by the FSA (Farm Service Agency) as a tenant and/or landowner within the county.
- All samples will be graded by the Kansas Grain Inspection Lab (Dodge City or Wichita).
- Premiums will be awarded for 1st-5th places. In case of a tie, premiums will be added together and divided by the number of tying entrants.

### **SAMPLES WILL BE JUDGED BY THE FOLLOWING CRITERIA:**

Protein.....	225 points
Test Weight.....	200 points
Dockage Factor.....	200 points
Shrunken and Broken Kernels.....	100 points
Completeness of Official Crop Data Card.....	25 points
Variety Selection (milling & baking) .....	250 points
TOTAL.....	1000 points

### **ALL WHEAT VARIETIES SHOWN TOGETHER GUARANTEE PREMIUM TO BE GIVEN AWAY**

1ST.....	\$50.00
2ND.....	\$40.00
3RD.....	\$30.00
4TH.....	\$20.00
5TH.....	\$10.00

### **THE SPONSORS OF THIS SHOW ARE:**

**BTI**—Bucklin, Great Bend, Greensburg, Hoxie, Ness City, Pratt  
**AMERICAN PLAINS COOP**— Albert, Aline, Ames, Boyd, Carmen, Cherokee, Dorrance, Drummond, Ellinwood, Great Bend, Pawnee Rock, Radium, Russell, Seward, & Susank  
**KANZA COOP**— Dillwyn, St. John, Stafford, Zenith

# WEDNESDAY, JULY 15



**\$2 Hamburgers  
&  
FREE  
Watermelon  
5:00 - 7:00 PM**



**5:00 - 7:00 PM**

**Community  
Craft & Farmers  
Market**



**STAFFORD COUNTY  
FARM BUREAU  
ASSOCIATION**  
*Friends &*  
**FAMILY NIGHT**

**SANCTIONED  
Pedal Pull  
7:00 PM**

**REGISTRATION  
STARTS AT 6:30**

**FREE**

**Inflatable  
Water Slides  
1:00-9:00 PM**



**4-H Fashion  
Revue  
5:00 PM**

# **2026 STAFFORD COUNTY FAIR BOOSTERS**

## **FAMILY BOOSTERS**

Andrew & Alysha Dickson Family  
Brent & Kayla Peterson Family  
Chris, Gayle, Lily, Nora, Clark,  
& Jane Davis  
Cody, Julie, Olivia, & Landen Dick  
Dean & Pam Moon  
Derek & Emilee Foote Family  
Derrick & Holly Ferguson  
Jason & Rebecca Luckner  
Jay & Adrienne Minnis  
John Hildebrand  
John, Holly, Maggie  
& Jacob Thrasher  
Leon & Jan Dunn  
Marion Alpers  
Matt, Olivia, Adalee  
& Kysen Hildebrand  
Randy & Kim Fritzeimer  
Reuel and Janell Foote  
Richard & Shelly Breusing  
Roger & Fran Dick  
Scott & Jennifer Pfortmiller  
Scott & Val Ward  
Steve & Tami Breusing  
Susan Lewis  
Tony & Olivia Wilbur  
Trey, Amber, Treysen  
& Taxten Turner  
Tyler & Leah Alpers

## **BUSINESS BOOSTERS**

281 Parts  
Ag 360 Insurance  
Ag Systems, LLC  
Alfalfa Pellets, LLC  
Animal Medical Center  
BTI  
C&D Irrigation  
Clara Barton Hospital  
Community National Bank  
& Trust  
County Line Ag  
Country Store -  
Macksville, KS  
Cornwell Cattle Company  
Custom Service, LLC  
Davis Electric  
Dickson Trucking Inc.  
Farm Bureau - John Falk  
Agent  
Fisher Agri Service, LLC  
Fisher Service Center  
Gilly's Retail Liquor  
GK Environmental  
Services  
Hydro Chem Spray  
Service  
Jacob Milton  
JET Welding  
John McClure /  
Hogemeyer Seed  
Kansas Dirt  
Kansas Pest Inc.  
Keesling Trucking  
KWR Services LLC  
Main Street Market  
Meyer Electrical Inc.  
Mid American Ag  
Mid Kansas Ag  
Millard Management  
Mom's Bar & Grill  
Paul's Oilfield Service  
Popp Insurance Agency  
Quivira Agency LLC  
Raindrop Repair  
RAMA  
Sallee Masonry  
Sallee Tree Service  
Seibert Feeding  
Shear Madness  
SJN Bank of Kansas  
South Fork Vet Hospital  
Squeaks Club  
St. John Baking Company  
Stafford County Drug  
Stafford County Flour  
Mills Co.  
Stafford County Hospital  
Stafford Lumber Co.  
Straight Line Steel  
Sunflower Trailer Sales  
Inc  
Ward Farms  
Wendelburg Seed  
Windy Saloon, LLC  
WTA, LLC



# COMMUNITY NIGHT

**STAFFORD COUNTY FAIR GROUNDS**

**FOLLOWING THE PREMIUM AUCTION**



**Dunk Tank &  
Roping Dummy**



**Popcorn Available  
for Purchase**



**TIM TUNES  
DJ  
SERVICES**

**Music and  
Yard Games  
by Messmer  
Services**

**Come join us following the  
Premium Auction Friday,  
July 17 to celebrate the end  
of another Stafford County  
Fair!**



# HUDSON CREAM FLOUR BAKEFEST

Superintendent - Tabra Ward

DAY & TIME: **\*\*Tuesday, July 14, 2026\*\***

Stafford County Fair Building

Stafford, Kansas

ENTRIES DUE: 5:30 p.m. – 6:00 p.m.

Judging Begins at 6:00 p.m.

## ALL AGES:

- Fruit Pie
- Specialty Yeast Bread
- Quick Bread

## KIDS: (16 & UNDER)

- Cookies
- Muffins

## PRIZES FOR EACH CATEGORY:

1st- \$25, 2nd- \$15, 3rd- \$10, 4th- \$5, 5th- \$5, 6th- \$5

**\*\*All entries become the property of the Fair Board and will be sold following the Bakefest.\*\***

## GENERAL RULES

- Each recipe must use Hudson Cream Flour and be an original work of the entrant (no mixes). Please note which variety of flour was used on the recipe card. (i.e. whole wheat, white, self rising)
- An entry form (below) & recipe (typed or hand written) must be included with each entry.
- Once a person wins with a given recipe he/she may not enter that recipe again.
- All products and recipes submitted become the property of the Stafford County Fair Board. PLEASE bring items in disposable containers as they will not be returned.
- For food safety purposes, any food with custard or dairy based fillings (i.e. cream cheese, raw eggs) "canned" bread or cakes in a jar, fresh fruit toppings or any food requiring refrigeration (i.e. bacon), or unbaked exhibits with raw flour will be disqualified and not judged.

## SPECIFIC CLASS RULES

- Fruit Pies: 1 whole pie, no larger than 9" in aluminum, disposable pie plate. No cream pies or pies using eggs, egg whites or milk in the filling can be accepted.
- Specialty Yeast Breads: 1 whole unit (loaf, tea ring, etc.) or 1 pan of sweet rolls (cinnamon rolls etc.) on a disposable board, or in a disposable container.
- Quick Bread: 1 whole loaf (fruit and nuts may be added/cooked in the batter, no yeast)
- Kid's Cookies: 3 cookies
- Kid's Muffins: 3 muffins (Glazes and streusels are ok to use, no frosting. Fresh fruit and nuts may be baked into the batter, but no fresh fruit can be used as a topping.)

---

# HUDSON CREAM FLOUR— BAKEFEST ENTRY FORM

Entries Due: Tuesday, July 14, 2026, 5:30 p.m. - 6:00 p.m.

Judging Begins at 6:00 p.m. at the Stafford County Fair Building, Stafford, Ks.

Quick Bread Contest

Specialty Bread Contest

Fruit Pie Contest

Kid's Cookies

Kid's Muffins

Name: \_\_\_\_\_ Phone: \_\_\_\_\_

Please submit an entry form with each item. Additional forms will be available at drop-off

# CLOVER CONTEST

## DIVISIONS

Youth (17 & under)  
Adult (18+)



### Arts & Crafts:

Participants use found materials to create a project in the shape of a 4-leaf clover or with items that contain a 4-leaf clover. Projects could include frames, wall art, wreaths, etc.

### Patchwork Perfection:

Participants use found fabric to create an item or clothing article in the shape of a 4-leaf clover or containing 4-leaf clovers. Projects could include a bag/purse, quilt, shorts, etc.

- Awards for the top three placings
- Each person may submit one entry per class, for a total of two entries.



## CONTACT FOR MORE INFORMATION

Joanna McAlister  
620.639.2380  
joanna.mcalister@gmail.com

Brianna Milton 620.546.1598  
sfcountyfair@gmail.com



**official 4-H logo**

## **GENERAL RULES & REGULATIONS**

### **RULE 1 -- INTERPRETATIONS, AMENDMENTS, AND VIOLATIONS.**

**Section I** -- The Executive Committee of the Stafford County Fair Association reserve the right to interpret these rules and regulations and arbitrarily settle all questions arising in connection with the Fair that shall be held under the management of this Board.

**Section II** -- The Executive Committee reserves the right to amend or add to these rules as they in their judgement, deem it advisable. In the event of a conflict of general and special rules, the latter will govern.

**Section III** -- Any person who violates any general or special rule will forfeit all privileges and premiums.

**Section IV** -- In case there is not sufficient premium money to pay all premiums in full, money will be prorated.

### **RULE 2 - ENTRY REQUIREMENTS**

**Section I** -- All entries to the Stafford County Fair are free but no unworthy entry will be received for exhibit.

**Section II** -- All property of any character entered at the Fair for any purpose shall be subject to the control of the Superintendent in charge.

### **RULE 3 - EXHIBITOR: DUTIES AND PRIVILEGES**

**Section I** -- Any individual from Stafford County or other counties may exhibit in open class competition but only members of Stafford County 4-H Clubs may exhibit in 4-H competition. Stafford County 4-H Clubs, and open class exhibitors shall have priority over non-residents for exhibit space.

**Section II** -- If it be ascertained that any exhibitor has or caused to be made any false statement in regard to any exhibit or if any exhibitor shall attempt to interfere with the judges in the performing of their duties, he shall be excluded from all competition or exhibition on the grounds of the Fair Association and any awards that he may have received may be forfeited at the discretion of the board.

**Section III** -- The decision of the judges shall be final.

### **RULE 4 - POWER AND LIABILITIES OF THE FAIR ASSOCIATION**

**Section I** -- The management will use every precaution to guard against extortion in any form or the Fairgrounds and any violation of this rule shall result in forfeit of every privilege, contract on money paid in and expulsion from the grounds.

**Section II** -- The management reserves the right to remove from the grounds any exhibit, animal, concession, or show that may be falsely entered, or may be deemed unsuitable or objectionable, or to remove any sign, banner, identification mark or signature or advertising matter of any kind which may be deemed objectionable.

**Section III** -- No diseased animal will be permitted to be exhibited or occupy space at the Fair and every precaution will be taken to enforce this rule. However, the management will not be responsible for any loss or damage that may be sustained by anyone through violation of this rule.

**Section IV** -- No claim for an injury to any person or property shall be asserted or suit instituted or maintained against the Fair Association, its officers or agents, corporation or firms as a result of damage sustained on the grounds at this fair.

### **RULE 5 - AWARDS**

**Section I** -- Premiums will be paid on the first, second, and third place exhibits in each class in Open Class unless otherwise stated. Only one first place, one second, and one third place ribbon will be given per open class. Money placings will be \$3.; \$2.; \$1. Unless otherwise stated.

**Section II** -- It will be left to the discretion of the Superintendent to have the judge award a champion and reserve champion in the open class division.

**Section III** -- No ribbon or premiums will be awarded on articles not mentioned in this catalog.

**Section IV** -- Classes will be judged according to quality of entries in that class. Trophies and ribbons will be awarded accordingly. Single entries do not necessarily merit championship or blue ribbon placing.

### **RULE 6 - MISCELLANEOUS**

**Section I** -- All rights that are applicable shall be made a part of all contracts made with concessionaires.

**Section II** -- A Superintendent will be appointed for each department, whose duty it shall be to receive exhibits, properly classify them, and assist the judges. Assistant and Junior Superintendents will assist.

**Section III** -- All Livestock entries shall be made using the open class entry form found in the open class section of this fair book. All open class Livestock entries must be entered on the Open class entry form by the day prior to the livestock show and Shepherd's Lead entries must be entered on the Open class entry form and sent to 21 Central District Stafford County Extension Office, PO Box 398, St. John, Kansas 67576. An entry is required for each exhibit. Pre entries will be made according to department rules.

**Section IV** -- NO Stafford County 4-H and/or open class livestock exhibited by Stafford County 4-H'ers, except 4-H Sale Livestock, shall be released before the stated release time. Early removal of exhibits will result in forfeiting of ribbons, trophy, and premiums.

## **OPEN CLASS --- FLORICULTURE**

- All exhibits must be entered between 12:30 - 2:00 pm on Tuesday during the fair.
- Judging will begin at 2:30 pm.
- Competition is open to residents of Stafford and adjoining counties.
- Each exhibitor is limited to 2 entries per class.
- All exhibits in the Floriculture department must be grown/made in current year. Plants must have been in possession of the exhibitor at least 60 days with the exception of plant material for floral arrangements. Those may be obtained elsewhere.
- Where there is no competition, exhibits will be judged on individual merit and receive premium and ribbon accordingly.
- All cut specimens MUST be entered in clear glass containers, bottles, bud vases or fruit jars of appropriate size.
- Containers and accessories should be picked up no earlier than noon Saturday.
- Information about exhibiting flowers can be found online in the publication "Preparing Cut Flowers for Exhibit", available at <http://www.bookstore.ksre.ksu.edu/4H826.pdf>
- There will be a professional division, adult division, teen, and youth division for all class numbers. Please mark (P) for professional; someone who grows or designs flowers as their occupation or for resale. (A) for adult (19 and up), (T) for teens (13-18 yrs. of age) or (Y) for youth (5-12 yrs. of age) before each class number to specify age division.
- All premiums will be \$3. \$2. \$1 in each class.
- An Overall Grand Champion and Reserve Champion will be selected from all classes combined.

## **HOUSE PLANTS**

- 101001. Foliage plant (green, variegated, color, etc.)
- 101002. Vining Plant (green, variegated, color, etc.)
- 101003. Fern (any variety; Ex.: Spengeri/Asparagus, True fern, Foxtail, etc.)
- 101004. Cactus or succulent
- 101005. Established terrarium
- 101006. Bonsai Tree

## **CUT FLOWERS**

### **Annuals & Perennials:**

- 102001. Chrysanthemums
- 102002. Best collection of cut wildflowers
- 102003. Best collection of cut annuals—up to 5 varieties
- 102004. Best collection of cut perennials—up to 5 varieties
- 102005. Hybrid Tea Rose (1 blossom)
- 102006. Floribunda Rose (1 blossom)
- 102007. Miniature Rose (no less than 3 blossoms)
- 102008. Zinnias, 1 large
- 102009. Zinnias, 3 small, same variety
- 102010. Marigold, 1 large
- 102011. Marigold, 3 small; same variety
- 102012. Petunia, single bloom, 3 stems
- 102013. Petunia, double bloom, 3 stems
- 102014. Snapdragon, 3 stems
- 102015. Geranium, 1 stem
- 102016. Domestic Sunflower, 1 stem
- 102017. Echinacea/Cone Flower, 1 variety, 1 stem
- 102018. Scabiosa, 3 stems
- 102019. Sunflower, 1 blossom in bloom
- 102020. Lily, 1 stem
- 102021. Hibiscus (1 blossom)
- 102022. Daisies ( 3 blossoms)
- 102023. Any other annual, 1 stem
- 102024. Any other perennial, 1 stem

## **FLORAL ARRANGEMENTS**

- 103001. Table Arrangement (seen from all sides)
- 103002. Seasonal/Holiday themed arrangement (patriotic, fall harvest, winter/Christmas, spring/Easter, etc.)
- 103003. Dried flower arrangement
- 103004. Kansas Arrangement using Sunflowers
- 103005. Teacup/Miniature arrangement not to exceed 5" in height & width. Exhibitor may use actual teacup for vase or other small container to enhance arrangement.) Fresh or artificial flowers may be used.
- 103006. Cut Flower arrangement (any size & color vase may be used for this class.)
- 103007. Corsages
- Most Unusual (creative use of object as container and/or use of unusual flowers)
- 103009. Any other arrangement

### **POTTED CONTAINERS (1 container)**

Exhibitor should attach notecard listing varieties in each collection.

104001. Mixed Variety Hanging Basket—more than 1 variety of flower; planted by exhibitor in hanging basket of their choice. (no pre-planted purchased hanging baskets may be entered/exhibited)

104002. Single Variety Hanging Basket—1 variety of flower; planted by exhibitor in hanging basket of their choice. (no pre-planted purchased hanging baskets may be entered/exhibited)

104003. Potted container - up to 10 varieties; planted by exhibitor in container of choice. (no pre-planted purchased containers may be entered/exhibited)

104004. Most unusual potted container— Creative use of an object as a potted container. May include but not limited to farm implements, discarded kitchen bowls, old boots, hollowed out tree stump, etc. Planted by exhibitor.

104005. Any other potted container

104006. Fairy Garden

## **OPEN CLASS --- CROPS & GARDENS**

### **DIVISION – CROPS**

- All exhibits must be entered by 12:30 - 2:30 pm on Tuesday during the fair. Judging will begin at 3:00.
- Competition open to residents of Stafford and adjoining counties.
- There will be a adult division, and teen division for all class numbers. Please mark (A) for adult (19 and up), or (T) for teens (13-18 yrs. of age) before each class number to specify age division.
- Where there is no competition, exhibits will be judged on individual merit and receive premium and ribbon accordingly.
- Exhibits and ribbons cannot be removed before noon Saturday.
- All premiums will be \$3. \$2. \$1 in each class.
- An Overall Grand Champion & Reserve Champion will be selected from all classes combined.
- No duplicate entries will be accepted from one farm.
- Name of hybrid or variety must be listed on the entry tag.
- Each class will be divided into dryland and irrigated production as needed.
- Place a label on the outside of the jar and a label in the grain inside the jar.
- Immature grain sorghum heads will not be penalized for immaturity.
- Exhibit only the number or amount specified in each class.
- Handpicked entries are discouraged.
- To encourage producers to exhibit mature crops, some classes will be harvested the previous year.
- The Market Wheat Show is a separate contest with its own rules.

### **WHEAT– SEE THE MARKET WHEAT SHOW CONTEST**

201001– Barley– 1 Gallon, any variety

201002– Oats– 1 Gallon, any variety

201003– Rye– 1 Gallon, any variety

201004–Triticale– 1 Gallon, any variety

201005– Soybeans– 1 Gallon, any variety, Exhibit consists of one gallon sample of seed, 2022 crop

201006– Soybeans– bundle of 5 plants

201007– Hybrid Grain Sorghum– ten head exhibit

201008– Hybrid Forage Sorghum– Exhibit consist of the entire plant; no roots; 10 plants

201009– Other Forage Sorghum– Exhibit consist of the entire plant; no roots; 10 plants

201010– Alfalfa Seed– 1 Gallon Sample, any variety

201011– Alfalfa Hay– Exhibit to consist of one flake or slice from a rectangular bale or a 10 inch section cut from a round bale. The flake or slice should be approximately 6 inches in thickness and tied in two directions.

201012– Native Grass Hay– Exhibit to consist of one flake or slice from a rectangular bale or a 10 inch section cut from a round bale. The flake or slice should be approximately 6 inches in thickness and tied in two directions.

201013– Cool Season Grass Hay- Exhibit to consist of one flake or slice from a rectangular bale or a 10 inch section cut from a round bale. The flake or slice should be approximately 6 inches in thickness and tied in two directions.

201014– Brome Grass Seed– 1 Gallon Sample of Seed

201015– Other Tame Grasses- 1 Gallon Sample of Seed

201016– Corn- ten ear exhibit, white

201017– Corn- ten ear exhibit, yellow

201018– Corn- 1 Gallon from harvest 2022, Any variety, white

201019– Corn- 1 Gallon from harvest 2022, Any variety, yellow

201020– Sunflowers– Confectionery heads-3 head exhibit  
201021– Sunflowers– Confectionery seeds– 1 gallon sample  
201022-Sunflowers– Oil Seed heads– 3 head exhibit  
201023-Sunflowers– Oil Seeds– 1 Gallon  
201024– Edible Field Beans– 1 Gallon  
201025– Edible Field Beans– bundle of 5 plants  
201026– Cotton– 10 open bolls, not plants. Place in a bag that breaths (no sealed plastic) so mold doesn't develop  
201027– Miscellaneous Crops– Exhibit must consist of 1 Gallon Sample of seed or 10 heads produced from the current year.

## **OPEN CLASS --- GARDENS**

- All exhibits must be entered by 12:30 - 2:00 pm on Tuesday during the fair . Judging will begin at 2:30 pm.
- Competition open to residents of Stafford and adjoining counties.
- Each exhibitor is limited to 2 entries per class.
- There will be a professional division, adult division, teen, and youth division for all class numbers. Please mark (P) for professional; if you are a commercial grower or grow food products for resale, (A) for adult (19 and up), (T) for teens (13-18 yrs. of age) or (Y) for youth (5-12 yrs. of age) before each class number to specify age division.
- All entries in this department must be grown by the exhibitor in current year.
- Information about exhibiting produce is available in the publication "Exhibiting Fruits and Vegetables" available at the Extension Office or online at [www.bookstore.ksre.ksu.edu/pubs/c405.pdf](http://www.bookstore.ksre.ksu.edu/pubs/c405.pdf)
- Where there is no competition, exhibits will be judged on individual merit and receive premium and ribbon accordingly.
- All garden produce should be exhibited on a sturdy plate, bowl or container that will support the weight of the produce.
- Exhibits and ribbons cannot be removed before noon Saturday.
- All premiums will be \$3. \$2. \$1 in each class. Classes 203001-203019 will be one premium of \$5.
- An Overall Grand Champion & Reserve Champion will be selected from all classes combined.

## **GARDENS**

202001. Red potatoes, 5  
202002. White potatoes, 5  
202003. Russet potatoes, 5  
202004. Sweet potatoes, 5  
202005. Onions, 5  
202006. Cantaloupe, 1  
202007. Honeydew melon, 1  
202008. Watermelon, 1  
202009. Winter squash, 1  
202010. Butternut squash, 1  
202011. Summer squash, 1  
202012. Zucchini, 1  
202013. Pumpkin, 1  
202014. Table beets, 5  
202015. Cabbage, 1 head  
202016. Tomatoes, round slicing, 5  
202017. Tomatoes, cherry, 5  
202018. Tomatoes, any other variety, 5  
202019. Carrots, 5  
202020. Beans, green, 12  
202021. Beans, any other, variety, 12  
202022. Sweet peppers, 5  
202023. Hot Peppers, 5  
202024. Eggplant, 1  
202025. Cucumbers, slicing, 5  
202026. Cucumbers, pickling, 5  
202027. Rhubarb, 5 stalks  
202028. Okra, 5  
202029. Any other vegetable not listed  
202030. Grapes, any variety, 5  
202031. Apples, any variety, 5

- 202032. Peaches, any variety, 5
- 202033. Pears, any variety, 5
- 202034. Berries, any variety, 5
- 202035. Any other fruit not listed

### **MISCELLANEOUS GARDEN**

- 203001. Largest Onion
- 203002. Heaviest Beet
- 203003. Heaviest Watermelon
- 203004. Heaviest Cantaloupe
- 203005. Heaviest Pumpkin
- 203006. Heaviest Honeydew
- 203007. Heaviest Squash
- 203008. Heaviest Turnip
- 203009. Heaviest Sweet Potato
- 203010. Heaviest Smooth Irish Potato
- 203011. Heaviest Tomato
- 203012. Heaviest Cucumber
- 203013. Heaviest Cabbage
- 203014. Tallest Corn Stalk
- 203015. Most Unusual Fruit or Vegetable
- 203016. Tallest Sunflower (domestic)
- 203017. Soybean plant with most pods
- 203018. Corn stalk with most ears
- 203019. Longest Zucchini

### **GARDEN DISPLAY**

204001. Best Display Garden Produce - a collection of at least 5 different fresh vegetables and/or fruits with not more than 2 varieties of any one kind. The number of specimens of the different vegetables and/or fruits exhibited are: large -1 each, medium - 5 each, small - 12 each

### **SCARECROWS**

205001. Scarecrow - Entry may be made as an individual or as a group project. All scarecrows measuring from floor to top must be under 6 feet, and must be secured to a 6-foot stake. Accessories, if used, must be firmly attached to scarecrow. Entries will be judged on eye appeal, construction, use of materials and durability.

205002. Old Fashioned Scarecrow - a traditional farm or garden scarecrow used to scare birds away from crops

205003. Celebrity or Character Look-Alike Scarecrow - one made to resemble a celebrity, such as entertainer, TV personality, sports figure, cartoon etc. INCLUDE NAME OF CELEBRITY ON ENTRY.

## OPEN CLASS --- FOODS & NUTRITION

- All exhibits must be entered between 12:30 - 2:00 pm on Tuesday at the fair. Judging will begin at 2:30 pm.
- Competition open to residents of Stafford and adjoining counties.
- Each exhibitor is limited to 2 entries per class, but MUST BE from different recipes. Recipes should accompany exhibit.
- All entries in this department must have been made by the person in whose name the entry is made.
- Where there is no competition, exhibits will be judged on individual merit and receive premium and ribbon accordingly.
- Any baked good that can be removed from the pan should be placed on a desirable size disposable plate, covered cardboard cut to fit the size of the product, or disposable container of appropriate size. Place in a clear food grade plastic bag and fasten with a twist tie. If providing the recipe, secure to outside of bag with tape or twist tie.
- NOTE: Recipe is not required for open class.
- For food safety purposes, any food with custard and dairy-based fillings and frostings (ex. Cream cheese), raw eggs, flavored oils, "canned" bread or cakes in a jar, fresh fruit, any food requiring refrigeration (ex. Bacon), or unbaked exhibit with raw flour (ex. No-Bake cookies) will be disqualified and not judged. Refer to K-State Research and Extension publication, 4-H888, Judge's Guide for Food and Nutrition Exhibits for more information to help you make informed, safe food decisions.
- Articles cannot be removed before noon on the last day of fair (Saturday).
- All premiums will be \$3. \$2. \$1 in each class. Class 300100 will be one premium of \$5.
- An Overall Grand Champion & Reserve Champion will be selected from all classes combined.

### Class:

300100. Kitchen Collectibles – Do you have a collection of aprons, cookie cutters, rolling pins or other kitchen collectibles? Here's your chance to show them off! Bring at least 7 items from your collection and display them attractively (on a little clothespin, in a shadow box or shelf, on a brightly colored kitchen towel, etc.). Also include a short narrative about your collection on a 3 x 5 card.

## BAKED GOODS

### Breads

- 301001. Yeast bread, white, 1 standard loaf
- 301002. Yeast bread, whole wheat, 1 standard loaf
- 301003. Yeast Dinner rolls, white, 3
- 301004. Yeast Dinner rolls, whole wheat, 3
- 301005. Specialty Yeast Dough, 1 whole product
- 301006. Cinnamon or Sweet rolls, 3
- 301007. Any other yeast product
- 301008. Muffins, any variety, 3
- 301009. Quick bread, nut or fruit, 1 standard loaf

### Cakes

- 302001. Angel Food, unfrosted, 1 whole
- 302002. Bundt, 1 whole
- 302003. Chocolate, 1 whole
- 302004. Layer cake, any flavor except chocolate, 1 whole
- 302005. Any other cake, 1 whole.

### Cookies

- 303001. Brownies, 3
- 303002. Any other bar cookie, spread dough in pan, bake and cut, 3
- 303003. Sugar cookies, 3
- 303004. Any other rolled cookie, dough is rolled flat and cut into shapes, 3
- 303005. Chocolate Chip cookies, 3
- 303006. Any other drop cookie, dough is dropped by teaspoonful onto baking sheet, 3
- 303007. No Bake cookie, 3
- 303008. Party or holiday cookie, 3
- 303009. Molded or pressed cookie, molded - formed into desired shape with hand; pressed - formed in a cookie press, 3
- 303010. Health cookie- high fiber, sugar free, low cholesterol, made with honey, 3
- 303011. Oatmeal Cookies, 3

## Pies

- 304001. 1 or 2 Crust Fruit Pie
- 304002. Crumb Topping Fruit Pie

## YOUTH DEPARTMENT

Please specify a (Y) for youth (5-12 yrs. of age) and (T) for teens (13-18yrs of age) before each class number.

- 350001. One layer cake, 8" or 9", frosted or unfrosted, 1 whole
- 350002. Bar cookies, 3
- 350003. Rolled and cut cookies, 3
- 350004. Molded cookies, 3
- 350005. Drop cookies, 3
- 350006. No Bake Cookies, 3
- 350007. Decorated Cookie, 1 large 8" Cookie or 3 small cookies, creatively decorated.
- 350008. Muffins, 3
- 350009. Quick bread, nut or fruit, 1 standard loaf
- 350010. Yeast bread, 1 standard loaf
- 350011. Yeast rolls, 3
- 350012. Ugliest Cake - a real cake must be used. Use your imagination - the uglier the better, but not obnoxious. Decorations must be edible. Entries will be judged on looks only.
- 350013. Cookie Mix in a Jar - Prepare a cookie mix in a jar. Include recipe. Jars may be decorated as desired
- 350014. Cupcakes (3) frosted, creatively decorated.
- 350015. Fruit Pie- 1 or 2 Crust
- 350016. Fruit Pie- Crumb Topping

## FOOD PRESERVATION

- Exhibits must have been preserved since the previous year's county fair.
- Recipes must be from 1995 to Present and must be adjusted for altitude based on your processing location or it will be disqualified. Processing methods that will be disqualified include: open kettle-canning, oven canning, sun canning, and use of electric multi-cookers, see [http://nchfp.uga.edu/publicaitons/nchfp/factsheets/electric\\_cookers.html](http://nchfp.uga.edu/publicaitons/nchfp/factsheets/electric_cookers.html). Untested recipes will be disqualified for food safety reasons. Please see page 65 for a list of recipe sources.
- Alcohol is not allowed as an ingredient in food preservation entries. Entries with alcohol in the recipe will be disqualified and not be judged.
- Each exhibit must have the complete recipe and instructions attached with the entry card, or it will be disqualified. Recipe must include exhibitor name, recipe source, date of publication, and altitude where food was processed. If using Mrs. Wage's or Ball mixes, indicate the date the mix was purchased.
- Exhibits must be sealed in clean, clear standard canning jars, with matching brand (ex: use Ball lids on Ball jars, or Kerr lids on Kerr jars, etc.) two piece lids. Do not use colored jars. Do not add any fancy padded lids, fabric over wraps or cozies as they interfere with the judging process. No fancy packs unless recipe states to do so (ex: Pickled asparagus). Jars must be sealed when entered. For food safety reasons, the size of jars used must not be larger than the jar size stated in the recipe. Note: There are 12-ounce, 24-ounce, and 28-ounce canning jars available and may be used. Use pint jar process recommendations for 12-ounce jars. Use quart jar process recommendations for 24 ounce and 28-ounce jars.
- Each jar exhibited must be labeled. The label must not cover brand name of jar. The label must give: Class No., Product, Altitude where processed, Canning Method (water bath, weighted gauge or dial gauge pressure method), Process Time, Pressure (psi), date processed including month and year, Exhibitor Name, and County. Labels are available from the Extension Office.
- If dried food product must be exhibited in a clear canning jar. Suggested amount: 1/3-1/2 cup, or three or four pieces per exhibit. All meat jerky must be heated to an internal temperature of 160 degrees F before or after drying. This is not the drying temperature! Dried products must include the recipe, preparation steps and heating instructions. Jerky not heated to an internal temperature 160 degrees F will be disqualified and not be judged. Heating information can be found in "Dry meat Safely at Home" [www.ksre.ksu.edu/bookstore/pubs/MF3173.pdf](http://www.ksre.ksu.edu/bookstore/pubs/MF3173.pdf)
- Classes 401001-406008 will require one jar for each class

**Canned Fruit**

- 401001. Apples 401005. Plums—Sandhill
- 401002. Apricots 401006. Plums—Blue
- 401003. Cherries 401007. Pears
- 401004. Peaches 401008. Any other fruits

**Sweet Spreads**

- 402001. Jellies—any flavor
- 402002. Preserves or Jams—any flavor
- 402003. Butters—any flavor (apple, peach, plum, sandhill plum, etc)

**Canned Vegetables**

- 403001. Beans, any variety (Green, yellow, Lima, etc.)
- 403002. Beets
- 403003. Corn
- 403004. Carrots
- 403005. Tomatoes
- 403006. Stewed Tomatoes
- 403007. Potatoes
- 403008. Okra
- 403009. Asparagus
- 403010. Mixed vegetable
- 403011. Any other vegetable

**Pickled Fruit and Vegetables**

- 404001. Dill Pickles
- 404002. Sweet Pickles
- 404003. Bread and Butter Pickles
- 404004. Mixed Pickles
- 404005. Pickled fruit—watermelon, peaches, etc.
- 404006. Sauce, any type
- 404007. Relish, any type
- 404008. Any other pickled fruit and vegetables

**Dried Foods—Oven, dehydrator or natural**

- 405001. Fruit, vegetable, jerky, or fruit leather

**Miscellaneous Foods**

- 406001. Salsa
- 406002. Chili Sauce
- 406003. Pie filling
- 406004. Taco Sauce
- 406006. Spaghetti Sauce
- 406007. Canned Meat
- 406008. Other miscellaneous foods

## OPEN CLASS TEXTILES

- All exhibits must be entered by 12:30 - 2:00 pm Tuesday. Judging will begin at 2:30 pm.
- Competition open to residents of Stafford and adjoining counties
- Each exhibitor is limited to 2 entries per class.
- There will be divisions for professional, adult, teen and youth for all class numbers. Please mark (P) for professional if you are a professional seamstress or produce sewn items for resale, (A) for adult (19 yrs and up), (T) for teens (13-18 yrs of age), and (Y) for youth (5 yrs old–12 yrs old)
- All entries in this department must have been made by the person in whose name the entry is made.
- Where there is no competition, exhibits will be judged on individual merit and receive premium and ribbon accordingly.
- Articles having previously been exhibited at the Stafford County Fair will not be eligible to compete again.
- State Fair Requirements for Quilts is 53" x 82" minimum or larger size unless otherwise specified. Identify pattern name of quilt on Entry Tag.
- Articles cannot be removed before noon Saturday.
- All premiums will be \$3. \$2. \$1 in each class.
- An Overall Grand Champion & Reserve Champion will be selected from all classes combined.

### Quilts

- 501001. Embroidered, hand quilted
- 501002. Appliqued, hand quilted
- 501003. Pieced, Hand quilted
- 501004. Nursery or child's, hand quilted
- 501005. Any other, hand quilted
- 501006. Any type, tied
- 501007. Any type, machine quilted
- 501008. Quilt top, any type
- 501009. Quilted Clothing, any type
- 501010. Small quilted item
- 501011. Wall hanging or hoop
- 501012. My first quilt (for beginner quilters)
- 501013. Quilt block
- 501014. Pieced, Machine quilted
- 501015. Nursery/Child, machine quilted

### Crochet

- 502001. Afghan
- 502002. Bedspread
- 502003. Sweater or Vest
- 502004. Baby Garment
- 502005. Baby Afghan
- 502006. Small Crochet Items
- 502007. Other Crochet Items
- 502008. Any other crocheted item

### Knitting

- 503001. Afghan
- 503002. Baby Afghan
- 503003. Sweater or Vest
- 503004. Baby Garment
- 503005. Other Knit Garment
- 503006. Other Knit Items

### Stitchery

- 504001. Table or Luncheon Cloth
- 504002. Tea Towels
- 504003. Doily
- 504004. Pillowcase
- 504005. Cross-Stitch (marked)
- 504006. Cross-Stitch (Counted), Small item
- 504007. Cross-Stitch (Counted), Large item
- 504008. Candlewicking
- 504009. Crewel
- 504010. Machine Embroidery
- 504011. Needlepoint
- 504012. Tatting
- 504013. Embroidery
- 504014. Miscellaneous

### **Special Classification**

- 505001. Decorated clothing
- 505002. Handbag or tote bag
- 505003. Holiday decorations
- 505004. Fabric toys or stuffed animals
- 505005. Rugs, any type
- 505006. Textile painting
- 505007. Pillows
- 505008. Potholders
- 505009. Latch hook
- 505010. Weaving
- 505011. Fabric dolls
- 505012. Miscellaneous

### **Clothing**

- 506001. Children's garment
- 506002. 2 or 3 piece outfit
- 506003. Dress or Jumper
- 506004. Coat or Jacket
- 506005. Blouse or Shirt
- 506006. Skirt
- 506007. Pants or Shorts
- 506007. Item made on a serger
- 506009. Doll clothes
- 506010. Miscellaneous
- 506011. Recycled clothing (Ex.: denim jeans made into capris or shorts, embellishments may be added.)  
Get Creative!

### **OPEN CLASS --- ARTS AND CRAFTS**

- Check in will be from 12:30 - 2:00 pm on Tuesday. Judging will begin at 2:30 pm.
- Each entry will use the same class number, each age group of exhibitors will have a letter: A - Adult; T - Teen (Ages 13-18); Y - Youth (Ages 5-12) and C - Child/Preschool (Ages 5 & Under). (Example - 335A - Preschool Stenciling). Please indicate the division by adding the letter before the class number.
- Competition open to residents of Stafford and adjoining counties.
- Each exhibitor is limited to 2 entries per class.
- All work must be the work of the exhibitor completed in the last year.
- All drawings and paintings must be securely mounted and have a wire or tab for hanging (teen, and adults only)
- All exhibits cannot be removed before noon Saturday.
- All premiums will be \$3. \$2. \$1 in each class.
- An Overall Grand Champion & Reserve Champion will be selected from all classes combined.

### **FINE ART**

- 601001. Watercolor
- 601002. Pastel
- 601003. Acrylics- (landscape, still life, animals, including air brush)
- 601004. Oil painting
- 601005. Pencil drawing
- 601006. Crayon drawing
- 601007. Ink drawing
- 601008. Charcoal drawing
- 601009. Paint by numbers
- 601010. Ceramics—hand built- coil, slab or sculpture
- 601011. Ceramics— wheel thrown
- 601012. Pottery— glazed or stained
- 601013. Pottery— hand painted
- 601014. Sculpture (wood, metal, stone, paper mache', mixed material)
- 601015. Metal work (tin punch, metal embossing, etc)
- 601016. Batik
- 601017. Mixed Media/Collage
- 601018. Printmaking—(linoleum, wood block, engraving)
- 601019. Miscellaneous fine art

## **CRAFTS**

- 602001. Stenciling
- 602002. Decoupage
- 602003. Baskets
- 602004. Jewelry
- 602005. Paper crafts (quilling, paper cutting, paper casting, etc.)
- 602006. Woodcarving or wood burning
- 602007. Leather craft
- 602008. Cast Ceramics/Painted ceramics
- 602009. Stained glass
- 602010. Glass staining or etching
- 602011. Decorative painting
- 602012. Duct tape creations
- 602013. Holiday crafts
- 602014. Dolls
- 602015. String art
- 602016. Beadwork
- 602017. Printing and rubber stamping
- 602018. Candles
- 602019. Wood crafts (items made from clothes pins, pop sickle sticks, toothpicks, etc)
- 602020. Mosaic
- 602021. Nature craft
- 602022. Stonework/carving
- 602023. Tie Dye
- 602024. Woodwork items
- 602025. Refinished woodworking (include before picture)
- 602026. Models (from kits only)
- 602027. Mixed Media
- 602028. Article made from recycled material
- 602029. 3-D Construction (puzzles, Lego sets, K-Nex, etc)
- 602030. Scrapbooking - Handcrafted; pages created with scrap book materials
- 602031. Scrapbooking- Computer Generated; created online
- 602032. Miscellaneous Craft Item

## **HOBBIES AND COLLECTIONS**

603001. Hobbies/Collections – Exhibit should be displayed in a container appropriate to the hobby/collection. Cardboard boxes with commercial writing visible will not be allowed. Exhibit **MUST** include a narrative (printed on 8 1/2 x 11 paper, no less than 12 point font or handwritten on large notecard) explaining what the collection is and why and how the collection was started.

Examples: Entomology/Geology, Figurines, Plates, Dolls/Toys, Thimbles, Hats/Caps, Coins, Stamps, Farm/Ranch, International/Travel, Sports, Models, School Items, Keepsake Boxes



Daughters of the  
American Revolution

# KANZA CHAPTER

Daughters of the American Revolution®

— *Founded 1940 • St. John, KS* —



HISTORIC  
PRESERVATION



EDUCATION



PATRIOTISM

Kanza Chapter Daughters of the American Revolution  
Sharilyn McNickle  
620-338-1740  
kandsmcnickle@yahoo.com

## Kanza Chapter DAR Photo Contest 2026

In celebration of America's 250th Anniversary, the Kanza Chapter of the National Society Daughters of the American Revolution invites photographers of all ages to capture what America means today.

### Theme:

“America: Past, Present & Future”

Showcase the beauty, spirit, history, people, and landscapes that reflect the American experience as we honor 250 years of independence.

A \$25 prize will be given to the winner.

Consideration will be given to the clarity of the image, visual appeal, and artistic quality.

### 2026 Contest Rules:

1. All exhibits must be entered by 2:00 p.m. on Tuesday, July 14, 2026, at the Stafford County Fair Building.
2. Exhibitor must be the person who took the photo.
3. Exhibitors may enter up to 2 photos.
4. All photos are to be 5x7 inches and mounted on an 11x12.5 studio mount. The mounting board must be vertically oriented.
5. Exhibitors must complete the Release Form and attach it to the back of the studio mount.
6. Photos should be full color (no black and white).
7. Winners will be selected by representatives of Kanza DAR, Tuesday evening, July 14th and be announced at the Stafford County Fair on Wednesday, July 15.
8. A digital file in .jpg format must be provided before prize money will be paid.

Only photos receiving a prize will be used for promotional materials.

## **OPEN CLASS --- PHOTOGRAPHY**

- All Open Class photography will be entered between 12:30 - 2:00 pm on Tuesday at the fair. Judging will begin at 2:30 pm.
- Competition open to residents of Stafford and adjoining counties.
- Each exhibitor is limited to 2 entries per class.
- Entries must be the work of the exhibitor and pictures taken in the last twelve months.
- Where there is no competition, exhibits will be judged on individual merit and receive premiums and ribbons accordingly.
- Articles previously exhibited at the Stafford County Fair are not eligible for entry.
- Exhibitors may only compete in one division. Divisions are specified as: Youth (Y) - youth (5-12 yrs. Of age) Teen (T) - teens (13-18 yrs. Of age) Adult (A) - (19 yrs. Of age and up)
- Professional (P) - those who are teachers of photography or who make a practice of selling their work.
- When filling out the entry card, please put the appropriate letter (Y, T, A, or P) in front of the class number to specify age division. (Example: 701005A would be a nature photo in the adult division.)
- Classes 701008 & 702008 Digital Composite Image: Finished photo must be created from two or more original images photographed by exhibitor. HDR photos do not qualify for this class. Photos will be judged on photographic merit as well as manipulation technique and process.
- All photos are to be 8 x 10 inches and mounted on 11 x 12.5 studio mount. Studio Mount (mat board) can be purchased from the County Extension Office for \$1.50 each. All photos are also required to have a Photo I.D. strip filled out and attached at the bottom of the photo mount. Photo I.D. strips are also available at the Extension Office at no charge.
- Mounting Instructions: Photos are to be mounted across the (11") dimension of an 11 x 12.5 sheet of white or cream studio mount with the top edge of the print one inch below the top of the mount with the sides of the print equal distance from the two sides of the mount.
- A full coverage permanent mount (spray adhesive recommended) must be made. Each photo is handled numerous times (up to 25) throughout the judging, sorting, and display process
- Remove any borders from enlargement before mounting.
- For exhibiting purposes and to protect the photos, exhibitors must use plastic bags provided by the Extension Office, bags may be purchased at the fair or before fair at the Stafford Co. Extension Office at .10 cents/bag.
- Articles cannot be removed before 10am on Saturday of the fair.
- All premiums will be \$3. \$2. \$1.
- An Overall Grand Champion and Reserve Champion will be selected from all classes combined.

Classes are as follows: please specify age division as stated in rules:

### **COLOR**

- 701001. People
- 701002. Animals
- 701003. Scenic/Landscape
- 701004. Action
- 701005. Nature
- 701006. Human Interest
- 701007. Miscellaneous
- 701008. Digital Composite
- 701009. Agriculture
- 701010. Humor
- 701011. Architecture
- 701012. Selfie

### **BLACK AND WHITE**

- 702001. People
- 702002. Animals
- 702003. Scenic/Landscape
- 702004. Action
- 702005. Nature
- 702006. Human Interest
- 702007. Miscellaneous
- 702008. Digital Composite
- 702009. Agriculture
- 702010. Humor
- 702011. Architecture
- 702012. Selfie

# Stafford decodevo

Stafford County, KS

Ryan Russell  
Executive Director, Stafford County Economic Development  
ryan@staffordecodevo.com  
620-549-3527  
Stafford County Economic Development's Annual Photo Contest

## **NEW CATEGORY WITH BLOG!!!**

(St. John, KS) – Stafford County Economic Development is sponsoring its annual photography for images that may be used on promotional materials and/or its website. We again will have a grand prize winner who will receive an additional \$25 to winning category prize (\$50 total) and have their photo framed and put up in the Eco Devo office. A \$25 prize will be given to the winner in each of the three categories listed below, and an unlimited number of honorable mention winners will receive a \$5.00 prize like previous years. New to this year is an ADDITIONAL Category BUSINESS OWNER. Capture a business owner in their natural element. In addition write a short 2 paragraph blog about how the business owner started their businesses. Winners of this photo and blog category will receive \$50 with additional photo/blog combos picked getting \$25. The categories are as follows:

**PEOPLE:** depicting individuals interacting by conversation or work

**PLACES:** the areas and businesses we utilize, as well as unique locations of Stafford County

**COMMERCE:** business interactions within our cities or beyond city limits, but WITHIN Stafford County

**New CATEGORY and BLOG:**

**BUSINESS OWNERS:** capture a Stafford County business owner in their natural element at their place of work. Please provide a 2 paragraph essay about the business owner and how they started their business.

In all categories, consideration will be given to the clarity of the image, visual appeal, and artistic quality. Photos that include people and portray everyday life are encouraged. Images are valued for their ability to portray a vibrant, progressive culture.

## **2026 Contest Rules:**

1. All exhibits must be entered by 2:00 p.m. on Tuesday, July 14th, 2026, at the Stafford County Fair Building.
2. Exhibitor must be the person who took the photo.
3. Exhibitors are only allowed 2 photos per category (6 photos maximum for the contest).
4. All photos are to be 5x7 inches and mounted on an 11x12.5 studio mount. The mounting board must be vertically oriented.
5. Photos must be taken in Stafford County, Kansas.
6. Exhibitors must complete the Release Form and attach it to the back of the studio mount. Email Ryan at ryan@staffordecodevo.com for a Release Form.
7. Photos should be full color (no black and white).
8. Winners will be selected by representatives of Stafford County Economic Development, Tuesday evening, July 14 th and be announced on Facebook.
9. A digital file in .jpg format must be provided before prize money will be paid. Only photos receiving a prize will be used for promotional materials.

## OPEN CLASS --- GENERAL LIVESTOCK RULES

- All open class livestock entries should be submitted on an OPEN CLASS ENTRY FORM by the day prior to the Livestock show. Entries may be emailed to [sfcountyfair@gmail.com](mailto:sfcountyfair@gmail.com)
- **PeeWee Showmen will be for participants ages 6 and under.**
- **Open classes will be for participants ages 7 and up. Open class participants will be separated into their own class if there are more than three participants.**
- All animals are subject to examination by the exhibition staff or their representatives, and shall be free of clinical signs of infectious or contagious disease. Animals with active lesions, of ringworm, infested with mange, multiple warts, or any other infectious or contagious disease, will not be permitted to exhibit.
- No animals are required to have a health certificate for 2026.
- Non Stafford Co. Open Class livestock will work out of trailers. Non Stafford Co. Open Class livestock will be released after their respective shows. No stall fee is required, but trailer area **MUST** be cleaned prior to checkout.
- Stafford County 4-H members exhibiting both 4-H and Open Class animals will stall them on the fairgrounds for the duration of the fair.
- No exhibitor may be awarded more than two prizes in any one class.
- Any animal exhibited must be owned by the exhibitor since May of 2026.
- The management will not be responsible in case of fire, escape, or disease of any kind.
- Every effort will be made to select competent persons for judging exhibits. No person should act as judge in any class in which he is an exhibitor.
- Judges will make awards on merit of exhibits and may refuse to award first, second or any other prizes, regardless of number of exhibits in that class.
- No exhibitor or other persons shall in any manner interfere with the judges on duty, under penalty of forfeiture of premium award.
- An exhibitor who shall tear off or cause to be torn off any permit, card or ribbon in the presence of the judges, or otherwise insult them shall be excluded from further competition and his said premium that may have been awarded him shall by such an act be deemed forfeited and the association shall be under no obligation to pay the same.
- The management reserves the right to reassign any stall, pen, coop or concession space at any time. No exhibitor, or concessionaire will be allowed to sublet or sell any space, privilege, stall, or pen without written permission of the management.
- The management reserves the right to remove from the grounds any exhibit, animal, stand or show that may be falsely entered or may be deemed unsuitable or objectionable, without assigning a reason therefore, and if necessary to return any money already paid for spaces, concessions, or stalls, which shall exonerate the management from any claim whatsoever on the part of the exhibitor or purchaser.
- Livestock shown in Open Class Division will not be eligible to sell in the premium auction.
- Official Announcements at Show: Sometimes it is necessary to make a change in the Show which involves a rule change. In such cases, official announcements will be made. These announcements take precedence over written policy or procedures.
- Please see each species section for specific rules.

### Livestock Originating from Other States:

- All livestock entering Kansas shall follow all KDAH import requirements. The import requirement list is available at [www.agriculture.ks.gov/animalhealth](http://www.agriculture.ks.gov/animalhealth) or by calling KDAH at (785) 564-6601. In addition, all livestock must meet the following requirements:
- Be free of clinical signs of infectious or contagious disease. Animals with lesions of ringworm, warts, infested with mange, or any other infectious disease, as determined by exhibition staff, will not be permitted to exhibit.
- Be accompanied by a Certificate of Veterinary Inspection (CVI) issued within 30 days before exhibit. This must be available upon request, to the exhibition staff.
- All cattle, swine, sheep and goats, including steers and spayed heifers, must be individually identified by a USDA-approved ear tag (metal, 840-compliant, or premises tag), official breed registration tattoo or tag, or breed association ear notch for swine.
- All identification numbers must be individually listed on the accompanying CVI.
- If registration tattoos are used, the registration papers must be available for inspection, and both the FULL registration number and tattoo number must be written on the CVI.
- All required test must be conducted by a state-approved laboratory.
- TB testing, if required, must be conducted by a veterinarian who is licensed and accredited in the state of origin.
- All animals are subject to examination by the exhibition staff or their representatives.

# OPEN CLASS LIVESTOCK ENTRY BLANK

Stafford County Fair  
Stafford, Kansas July 14 - 18

OPEN CLASS SHEPHERD'S LEAD and OPEN LIVESTOCK  
ENTRY DEADLINE IS THE DAY PRIOR TO THE SHOW.

\*PEE WEE Showmanship will be available for ages 6 and under.  
Open Class Exhibitors must be ages 7 and above.

PLEASE SEE GENERAL RULES & REGULATIONS  
AND GENERAL LIVESTOCK RULES



EMAIL OPEN CLASS ENTRIES TO:  
BRIANNA AT  
Sfcountyfair@gmail.com

Class No.

---

Class Description

---

Breed No.ID/Tag No

---

No. Of Animals \_\_\_\_\_ No. Of Stalls or Pens Needed \_\_\_\_\_

---

NAME OF EXHIBITOR

---

ADDRESS

---

PHONE

---

OPEN CLASS LIVESTOCK SECTION

## **OPEN CLASS --- BEEF**

- Please read Open Class GENERAL RULES & REGULATIONS, and the General Livestock Rules
- All exhibits must be the property of the exhibitor since May of current year.
- Market Steers must have been born after Jan. 1, previous year.
- Bucket calf classes must be born between December 1, previous year and May 1, current year. Classes will be based on Exhibitor Age as of December 1, of the current year.
- All premiums will be \$5. \$3. \$2. Except where designated.
- All animals are subject to examination by the exhibition staff or their representatives, and shall be free of clinical signs of infectious or contagious disease. Animals with active lesions, ringworm, infested with mange, multiple warts, or any other infections or contagious disease will not be permitted to show.
- Kansas origin cattle require no test. Cattle originating from other states must meet the "Livestock Originating from Other States" general requirements.
- The classification for judging will be based upon breed. Animals in each breed will then be divided by weight deemed advisable by the Superintendents so as to make two or more uniform classes.
- Market Steers failing to meet the minimum weight of 1000 pounds will be shown in an underweight class and are not eligible to be shown as champions.
- Each breed will use the same class numbers, but add the letter: H-Hereford; A - Angus; S - Shorthorn; C- Crossbreed; E -Exotic after each Class Number Example: Class 801001C - Market Beef Crossbred.

## **MARKET STEER**

NOTE: If numbers warrant classes will be split by weight as determined by the Beef Superintendents. Steers under 1,000 lbs. will show in an underweight class.

## **CLASS**

801001. Market Steer

## **BREEDING CLASS**

802001. Junior Heifer calf - born after Jan. 1, current year

802002. Senior Heifer calf - born September 1-December 31, previous year

802003. Summer Yearling Heifer - born between May 1 and August 31, previous year

802004. Junior Yearling Heifer - born between January 1 - April 30, previous year

802005. Senior Yearling Heifer - born between September 1 - December 31, 2 years previous

802006. Two year old or over - BORN BEFORE September 1, 3 years previous

802007 Cow-Calf Pair - Commercial and/or Registered, with a calf dropped after January 1, current year.

Animals will be halter shown

802008. Junior Bull Calf - born after January 1, current year

802009. Senior Bull Calf - born between September 1 - December 31, previous year

## **BUCKET CALF CLASS**

901001. Jr. Bucket Calf - Exhibitor Age 7-9

901002. Sr. Bucket Calf - Exhibitor Age 10-12

## **OPEN CLASS SHEEP & BREEDING SHEEP**

- Please read Open Class GENERAL RULES & REGULATIONS, and the General Livestock Rules
- All exhibits must be the property of the exhibitor since May of current year.
- At any time, sheep may be inspected by exhibition staff or their representatives for signs of sore mouth, active fungal infections (i.e. ringworm, club lamb fungus), infectious skin lesions, and general health. Any lamb found to be infected with active fungal lesions or other health problems will be asked to leave the fair grounds immediately.
- Sheep originating from other states must meet the "Livestock Originating from Other States" general requirements. These requirements are listed on Page 28. In addition to the general requirements, sheep entering Kansas shall be free of any signs of sore mouth or active fungal (ringworm) infection, including club lamb fungus. Sheep must be identified with an official USDA premises ID tag (Scrapie tag).
- All sheep including wethers must be identified with an official USDA premise ID tag (Scrapie tag).
- Market Lambs must be born after December 1, previous year.
- Wethers must be free from testicle and castration scar tissue.
- Shearing: All lambs must be "slick shorn" above the knee and hock joints, including the head. A maximum of 0.2 (two tenths) inch of wool is permitted.
- Any lamb shown in the market class cannot be shown in the breeding class and vice versa.
- Market Lambs failing to meet the minimum weight of 75 pounds will be shown in an underweight class and are not eligible to be shown as champions

## **MARKET LAMB**

NOTE: Any breed or cross may be exhibited. Wether or Ewe lambs may compete but NO rams may be shown.

- The Classifications for judging will be based upon color markings and weights. Market Lambs under 75 pounds will be shown in an underweight class.
- Animals to be divided by weight deemed advisable by the superintendents so as to make two or more uniform classes.

## **CLASS**

1001001. White Face/ Speckled Black Face

## **Stafford County Bred Market Lamb**

NOTE: Stafford County Bred Class is being offered and a lamb shown in this class MUST be a lamb bred and owned by OR purchased from a Stafford County Sheep producer, or a lamb bred and owned by or purchased from a 4-H'er enrolled in the Stafford County Sheep Project. All lambs shown in this class will be shown together and sub classes determined by weight, not breed. All lambs under 75 lbs. will show in an underweight class.

## **BREEDING SHEEP**

The Classifications for judging will be based upon color markings and date of birth with the day of judging being the base date.

## **CLASS**

1002001. Ewe Lamb - born after January 1, current year

1002002. Fall Born Ewe Lamb - born between September 1- December 31, previous year

1002003. Yearling Ewe - born before September 1, previous year, 2 year old and older Ewe - born 3 years previous

## **SHEPARD'S LEAD**

This event will give participants an opportunity to show well-groomed sheep as well as exhibit a wool outfit. Livestock shown in this class can be breeding ewes or market lambs which are conditioned, fitted, and trained to show at halter. Exhibitors must furnish their own garment which may be sewn, knitted or crocheted, but must be constructed of at least 60% wool fabric or yarn, excluding accessories. Outfits may be purchased or hand constructed.

Entries will be judged on: outfit, poise and appearance 60% and control and presentation of their animal 40%. Pre-entries for Shepherd's Lead should be submitted on an Open Class Entry Form by JULY 5th. A short summary of background and activities of exhibitor and a description of the participant's outfit should be turned into the Open Fair Office by the day prior to the livestock show.

Premium in classes 103001-103003 will be \$15. \$10. \$5.

## **CLASS**

103001. Youth - 10 and under

103002. Youth - 11 - 19

103003. Adult - 20 and over

## DAIRY GOAT

- Please read Open Class GENERAL RULES & REGULATIONS, and the General Livestock Rules.
- Entries will be placed in classes by age with the day of judging the base date.
- All animals are subject to examination by the exhibition staff or their representatives, and shall be free of clinical signs of infectious or contagious disease. Animals with signs of sore mouth, active lesions, ringworm, infested with mange, multiple warts, or any other infections or contagious disease will not be permitted to show.
- Goats originating from other states please see the "Livestock Originating from Other States" general requirements. These requirements are listed on Page 28. In addition to the general requirements, goats entering Kansas must be identified with a registered tattoo or official USDA premises ID tag (Scrapie tag). Goats identified with registration tattoos must have legible tattoos and must have the registration papers for these available for inspection.
- All goats must be identified with a registration tattoo or an official USDA premise ID tag (Scrapie tag). Goats identified with registration tattoos must have legible tattoos and must have registration papers for these animals available for inspection.
- Exhibitors should be neatly and appropriately dressed (preferable in white) when exhibiting their animals.
- Each exhibitor is limited to a maximum of two dairy goats per class. Only does are allowed to show.
- Purebreds and Grades will show together.
- All premiums will be \$5. \$3. \$2. Except where designated.
- Horns: it is suggested that goats be dehorned. However, if horns are left, they should be tipped and rounded. Animals will not be allowed to exhibit with sharp horns.
- Goats shown in dairy classes cannot be shown in meat classes, and meat goats shown in meat classes cannot be shown in dairy classes.
- Junior Does are animals that are not in milk or have not previously freshened. Senior Does are animals that are in milk or have previously freshened.

### **JUNIOR DOE CLASS** \*\*Twenty-four months of age, not in milk\*\*

1101001. Doe up to 6 months of age

1101002. Doe 6 - 12 months of age Doe 12 - 24 months of age

### **SENIOR DOE CLASS** \*\*Any age in milk or previously freshened.\*\*

1102001. Doe up to 24 months

1102002. Doe 2 years or older

Grand Champion Dairy Goat will be selected with all classes competing.

## OPEN CLASS --- MEAT GOATS

- Please read Open Class GENERAL RULES & REGULATIONS, and the General Livestock Rules.
- Exhibitors should be neatly and appropriately dressed when exhibiting their animals.
- All animals are subject to examination by the exhibition staff or their representatives, and shall be free of clinical signs of infectious or contagious disease. Animals with signs of sore mouth, active lesions, ringworm, infested with mange, multiple warts, or any other infections or contagious disease will not be permitted to show.
- Goats originating from other states please see the "Livestock Originating from Other States" general requirements. In addition to the general requirements, goats entering Kansas must be identified with a registered tattoo or official USDA premises ID tag (Scrapie tag). Goats identified with registration tattoos must have legible tattoos and must have the registration papers for these available for inspection.
- Exhibits will be limited to two market animals.
- Purebreds and Grades will show together. Market goat classes will be divided by weight. For breeding classes, entries will be placed in classes by age with the day of judging the base date.
- Goats shown in meat classes cannot be shown in dairy classes and dairy goats shown in the dairy classes cannot be shown in the meat classes.
- Market Meat Goats failing to meet the minimum weight of 50 pounds will be shown in an underweight class, and not eligible to be shown as champions.
- Market Goats MUST have milk teeth in place at fair weigh-in and be under 1 year of age.
- Horns: It is suggested that goats be dehorned. However, if horns are left, they should be tipped and rounded. Animals will not be allowed to check in with sharp horns.
- Shearing: All goats must be "slick shorn" above the knee and hock joints including the head. A maximum of 0.4 (four tenths) inch of hair is permitted on market goats. Hair on the tail switch may be left on goats.

- Showing: Exhibitors may use a collar, a collar with a short lead, or a halter when showing.
- Market goats are bred for meat purposes. Does and wethers of any breed will be judged on merits of meat production.
- All premiums will be \$5. \$3. \$2. Except where designated.
- All goats must be identified with a registration tattoo or an official USDA premise ID tag (Scrapie tag). Goats identified with registration tattoos must have legible tattoos and must have registration papers for these animals available for inspection.

## **CLASS**

- 1201001. Market Goats (Wethers and Does)
- 1202001. Meat Breeding Does - Under 6 months
- 1202002. Meat Breeding Does - 6 - 12 months
- 1202003. Meat Breeding Does- Over 12 months

## **OPEN CLASS SWINE**

### **MARKET BARROWS AND GILTS**

- Please read Open Class GENERAL RULES & REGULATIONS, and the General Livestock Rules
- All animals are subject to examination by the exhibition staff or their representatives, and shall be free of clinical signs of infectious or contagious disease. Animals with active lesions, ringworm, infested with mange, multiple warts, or any other infections or contagious disease will not be permitted to show
- Kansas has obtained Stage V status in the National Pseudorabies Program, and the state is classified free of swine brucellosis. Negative pseudorabies and brucellosis tests are not required for Kansas origin swine.
- Swine originating from other states please see the "Livestock Originating from Other States" general requirements. In addition to the general requirements all swine entering Kansas must meet one of the following:
  - Originate from a qualified pseudorabies-free/validated brucellosis-free herd. The current qualified/validated number must appear on the CVI. (Hogs from monitored pseudorabies herds do not qualify under this requirement)
  - Originate from a state of State IV or V status in the National Pseudorabies Program and originate from a Swine Brucellosis free state.
  - Any swine not originating from Stage IV or V National Pseudorabies program states, and any swine not originating from swine brucellosis free states, must show evidence on the CVI that swine have been tested negative to official tests for pseudorabies and brucellosis within 30 days before entry into Kansas, and that the herd of origin has had no positive cases of pseudorabies within the previous 12 months
- NOTE: SWINE VACCINATED FOR PSEUDORABIES SHALL NOT BE ALLOWED INTO KANSAS FOR EXHIBITION OR ANY OTHER PURPOSE.
- All animals in this division shall have been born on or after January 1, current year.
- The classification for judging will be based upon weight. All barrows and gilts will be weighed as they are checked in. Swine failing to meet the minimum weight of 220 pounds or exceeding the weight limit of 310 pounds will be shown in underweight or overweight classes. These animals will not be eligible to show as champions.
- All market barrows regardless of breed will show together. Champion barrow will compete with Champion gilt for determining Grand Champion Market Hog.
- All market gilts regardless of breed will show together. Champion gilt will compete with champion barrows for determining Grand Champion Market Hog.
- The Stafford County Fair is a Ractopamine Hydrochloride (PAYLEAN) free show. Any pigs found to have been fed Ractopamine Hydrochloride will be automatically disqualified and will forfeit any awards and/or premium money.

## **CLASS**

- 1301001. Market Barrow
- 1301002. Market Gilt

# Attention 4-H Families:

**ONLINE 4-H PRE-ENTRIES ARE DUE BY  
FRIDAY, JUNE 12TH**

To pre-enter 4-H projects, go to:  
<http://4hstaffordcountyfair.fairentry.com>

Pre-entries assist the Extension Office in determining various preparations needed for the fair.

Pre-entries do not commit a 4-H member to bring everything they pre-enter (sometimes there are “learning opportunities”), and projects may not always make it to the fair. Sometimes we’re surprised by what does work, and we’re proud to bring those entries to the fair. 4-H members can always bring more than they pre-enter.

If you have any questions about the Fair Entry system, contact the Extension Office at 620.549.3502.



**K-STATE**  
Research and Extension

21 Central District

**4-H Entries**



# WE APPRECIATE ALL OF OUR SUPPORTERS. THANK YOU!!!


The money earned from the 4-H Council Food Stand supports 4-H members in attending 4-H Camp, Discovery Days, and other 4-H State events. All 4-H members are required to work at the Food Stand during the county fair. This experience teaches them important skills such as proper food handling, food safety, serving others, counting money, and other valuable life skills.

## Thank you to all our 2025 4-H Premium Auction Buyers!!!

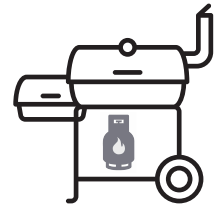
Ag360  
Alpers Farms  
American Plains Coop  
Bill & Tammy Milton  
Billy & Brianna Milton  
BTI  
BTI Ag Solutions  
Circle T Oil  
Community National Bank & Trust  
Cornwell Cattle Company  
County Line AG  
Countryside Vet  
DeVore Farms  
Dunn Swine  
Edie Elder  
Farm Bureau Financial Services  
Hydro Chem  
Jennifer & Scott Pfortmiller  
Johnny's Tavern  
Kanza Coop  
Kevin & Barb Alpers  
Lacrosse Livestock  
Lickiss Cattle - In Memory of Brad Lickiss  
Marion Alpers  
Meyer Electrical Inc.  
Mid Kansas Ag  
Mid Kansas Ag Seed  
Millard Management Crop Insurance  
Pratt Feeders  
Quivira Agency LLC  
Quivira Insurance Agency  
Roger & Fran Dick  
Seibert Feeding  
Siefkes Farms  
SJV Bank of Kansas  
Sod Shop  
South Fork Vet Hospital  
South Wind Animal Health  
Squeaks Club  
Stafford County Farm Bureau Association  
Stafford County Flour Mills  
Susan Lewis  
Tyler & Leah Alpers  
Tyree Ag  
Wendelburg Seed



THE MACKSVILLE AND  
ST JOHN BRANCHES FOR  
DONATING FUNDS TO HELP  
PURCHASE HAMBURGERS  
FOR THE 4-H COUNCIL  
FOOD STAND!



FOR DONATING  
THE PROPANE FOR  
THE 4-H COUNCIL  
FOOD STAND!



THE STAFFORD  
BRANCH  
FOR DONATING FUNDS  
TO HELP PURCHASE  
PIES FOR THE  
4-H COUNCIL FOOD  
STAND!



**PIONEER**

FOR DONATING THE 4-H  
EXHIBITOR'S T-SHIRTS!!

Vance Wendleburg, Sales Rep.  
Adams Seed Agency, Sales Rep.  
Marvin Whipple, Sales Rep.



# 4-H YOUTH DIVISION GENERAL RULES & REGULATIONS

1. ALL PROJECT EXHIBITS MUST BE PRE-ENTERED and are due to the Extension office by Friday, JUNE 12th.
2. Only currently enrolled 4-H members of Stafford County are eligible for prizes or participation in the 4-H portion of the Stafford County Fair. A 4-H member may exhibit only in projects they are currently enrolled in.
3. Contestants must be on hand to exhibit their livestock entry at the hour scheduled, and failure to do so will bar them from participation in any award, unless the exhibitor obtained permission from the Stafford County Fair Association prior to the event. In case the exhibitor has two entries in the same class, they may have another club member assist with any entry, provided it meets the approval of the class superintendent.
4. **No exhibitor will be awarded more than two places in any one class. See general rules in each division for limitations on exhibits.**
5. **No article may be exhibited in more than one class or portion of more than one class.**
6. All Livestock exhibits must be checked in between 7:00 am and 4:00 pm on TUESDAY during fair week.
7. ALL 4-H STATIC exhibits will be judged on Tuesday during fair week at the Fair Building. Superintendents will be on hand beginning 15 minutes prior to judging time.
8. 4-H Fiber Arts, Sewing & Textiles, and Shopping in Style static exhibits will be judged prior to fair week. Check the Official Fair schedule for date and time. Superintendents will be on hand beginning 15 minutes prior to judging time.
9. During livestock judging, adults must remain outside of show arenas.
10. During Consultation Judging on static exhibits, 1 adult may sit with the 4-H member in order to hear the judge's comments.
11. All exhibits must be work done by the 4-H member and must be completed during the current 4-H year.  
EXCEPTION -- Breeding livestock and Bucket Calves may return the following year.
12. All exhibits will not be released until the last day of the fair (Saturday), starting at 8:00 a.m. to Noon, unless approved by the fair board and extension agents. Premium payouts will start at 10:00 am.
13. Champion and reserve champion ribbons shall be awarded in the project designations in which the judge considers the exhibits of such quality.
14. All 4-H members MUST wear their Stafford County Fair T-Shirts to exhibit in all livestock shows, consultation judging, and premium auction.
15. All questions, concerns, and rule clarification by the judge or others need to be addressed with the division fair superintendent.
16. Junior Superintendents are there to assist the Superintendent in the department for which they are designated. They are not to address questions from the judge concerning a project placement or help with any judging decisions.
17. **SUNFLOWER AWARD:** The Sunflower Award will be awarded to static (non-livestock) projects that are outstanding or unique in their division. Sunflower Award selections will not be based on the ribbon received at fair judging, but rather on how each project represents Stafford County 4-H, ease of display, and quality of work. Sunflower Award stickers will be placed on the ribbon that the project received. Sunflower Award-winning projects will be displayed in the Extension Office until the State Fair. Following the State Fair, these projects will form our "traveling display" around Stafford County to promote Stafford County 4-H. Sunflower Award winners will be asked to write a brief description of their project on a note card to accompany the project.
18. **Livestock Learners Showmanship:** Livestock Learners gives youth who are 6 years of age or younger a chance to exhibit an animal at the Stafford County Fair. Livestock Learners will borrow an animal from an older 4-H member to exhibit. Livestock Learners is only available for the following species: Sheep, Goat, Swine, and Bucket Calf. Exhibition for Livestock Learners will take place at the beginning to that species' show. No premiums will be paid.

## 4-H DIVISION AGE GROUPS STATIC EXHIBITS

JUNIOR AGES 7 - 9  
INTERMEDIATE AGES 10 - 13  
SENIOR AGES 14+

## 4-H DIVISION AGE GROUPS LIVESTOCK EXHIBITS

JUNIOR AGES 7 - 12  
SENIOR AGES 13+

# 4-H LIVESTOCK

## GENERAL RULES AND REGULATIONS

1. READ GENERAL RULES & REGULATIONS.
2. **PRE-ENTRIES NEEDED BY FRIDAY, JUNE 12TH.**
3. All exhibits must be the property of the exhibitor by May 1<sup>st</sup> of the current year.
4. 4-H Club members, exhibiting livestock, must accompany their exhibits or provide suitable means for caring for them at all times during the fair.
5. All livestock entries must be shown by the exhibitor, unless otherwise approved by the 4-H agent and superintendent. In the case that the exhibitor has two entries, another club member may assist with one entry, providing it meets with the approval of the superintendent.
6. All adults must remain at least ten feet away while the animals are being judged.
7. **All market animals must be identified** with a Stafford County 4-H ear tag to be eligible for show and sell at the Fair. Animals must have met the official tagging deadlines.
8. No more than three animals may be entered, by one exhibitor, and shown in the market classes, 3 market steers, 3 market lambs, 3 market hogs, or meat goats groups. However, more than two may be shown in breeding classes, provided room is available.
9. All animals are to be handled in a humane manner. Physical abuse of any animal will not be tolerated.
10. Exhibitors are expected to keep their area neat, clean, and dry. This includes individual stalls, as well as the aisles.
11. Official Announcements at Show: Sometimes it is necessary to make a change in the Show which involves a rule change. In such cases, official announcements will be made. These announcements take precedence over written policy or procedure.
12. All animals are subject to examination by the exhibition staff or their representatives, and shall be free of clinical signs of infectious or contagious disease. Animals with active lesions, ringworm, infested with mange, multiple warts, or any other infectious or contagious disease, will not be permitted to exhibit.
13. NO outside bedding will be allowed! Beef pens have a bedding of sand in them currently. Sheep, goats, and hogs have shavings provided as bedding. Mats are acceptable.
14. Please see each species section for specific rules.

### **Livestock Originating from Other States:**

All livestock entering Kansas shall follow all KDAH import requirements. The import requirement list is available at [www.agriculture.ks.gov/animalhealth](http://www.agriculture.ks.gov/animalhealth) or by calling KDAH at (785) 564-6601. In addition, all livestock must meet the following requirements:

- Be free of clinical signs of infectious or contagious disease. Animals with lesions of ringworm, warts, infested with mange, or any other infectious disease, as determined by exhibition staff, will not be permitted to exhibit.
- Be accompanied by a Certificate of Veterinary Inspection (CVI) issued within 30 days before exhibit. This must be available upon request, to the exhibition staff.
- All cattle, swine, sheep and goats, including steers and spayed heifers, must be individually identified by a USDA-approved ear tag (metal, 840-compliant, or premises tag), official breed registration tattoo or tag, or breed association ear notch for swine.
- All identification numbers must be individually listed on the accompanying CVI.
- If registration tattoos are used, the registration papers must be available for inspection, and both the FULL registration number and tattoo number must be written on the CVI.
- All required test must be conducted by a state-approved laboratory.
- TB testing, if required, must be conducted by a veterinarian who is licensed and accredited in the state of origin.
- All animals are subject to examination by the exhibition staff or their representatives.

# PREMIUM AUCTION RULES AND REGULATIONS

Superintendents: Brian Dunn, Keith McNickle, Gary Seibert, Cody Dick, Fair Board President & Secretary.

- In no case will the committee be responsible for the death of any animal to be sold, 4-H member will be responsible for the life of sale animals until they get into the truck to go to market. 4-H member will be responsible for hogs and sheep until they are completely unloaded on the market.
- Due to the recent State 4-H rule change regarding auctions at the county level, it is now possible for a 4-Her to take their animal through the sale and then continue on with that animal to the State Fair or KJLS.
- In no case will the committee be responsible for the animals death or otherwise, while in route to market during the auction or at any other time.
- The Premium Auction Committee and Superintendents will be in charge of making the sale order. Each exhibitor may sell two different category items. The categories eligible are: market steers, market hogs, market lamb, market pen of rabbits, market poultry, poultry eggs, and Foods & Nutrition. Every 4-H member in the auction will have an opportunity to sell at least one item in the first round of the auction prior to any exhibitor selling his or her second item in the auction.
- Categories for sale order will be based on 1977 rotation plan beginning with Food, Rabbits, Sheep, Swine, Poultry, Beef.

## **NOTE: THIS YEAR'S ROTATION WILL BE: SHEEP, GOAT, SWINE, POULTRY, EGGS, BEEF, FOODS, & RABBITS.**

- The committee will do what it can to obtain the highest floor price possible, but in no case will it be responsible for the floor price or the prices offered at the auction. The sale committee does, however, have the final authority in setting the floor price.
- Members of the Sale Committee are - Brian Dunn, Gary Seibert, Keith McNickle, Cody Dick, Fair Board President & Secretary.
- Any exhibitor may, for any reason, refuse to sell in the sale even though their animals are eligible. Their respective superintendents should be notified as soon as possible after the judging. **ONCE AN ANIMAL IS IN THE SALE RING, IT WILL BE SOLD.**
- The following animals meeting the following requirements will be eligible to sell in the premium auction:
  - **Beef**– All market steers weighing over 1000 pounds.
  - **Market Lambs**– All market lambs weighing over 75 pounds.
  - **Market Goats**– All market goats weighing over 50 pounds.
  - **Swine**– Market hogs that weigh at a minimum of 220 lbs. but not more than 310 lbs.
  - **Rabbits**– All Meat Pens of Rabbits
  - **Poultry**– All Market Poultry and Egg Class.
  - **Foods Division** - Each Grand and Reserve Champion for every Foods Division.
    - Food divisions (Junior, Intermediate, Senior, and Food Basket) will be sold. All food must be covered during sale to ensure food safety.
- Exhibitors must be present at the sale if they wish to sell in the Premium Auction, unless otherwise approved by the Sale Committee.
- **Intent to Sell forms are due to the Extension Office 30 minutes after the Exhibitor's last show.**
- **For an Exhibitor to be eligible to sell their items in the premium auction, they must have completed the following requirements:**
  - Livestock members– Attend a Youth for the Quality Care of Animals (YQCA) meeting.
  - Foods & Nutrition Member– Attend a Food Safety Training (FST)
  - Have completed the Premium Auction Eligibility Form and turned it into the Extension Office by the due date.
    - Attend at least five (5) regular 4-H Club Meetings between October and June of the current 4-H Year.
    - 30% of your Fair Premium Auction money will be deducted if you do not participate in post-fair cleanup.
    - Must work at least one shift for the 4-H Council Concession Stand at the fair.

## **ROUND ROBIN SHOWMANSHIP**

Superintendents: Extension Agents

- Round Robin Showmanship is open only to the 4-H exhibitors in sheep, beef, swine, and goat. The judge will select the first showman of the blue-ribbon winners in both Junior and Senior Divisions in each species, compete for the Grand and Reserve Grand Champion Showmanship. No Premium is paid for this event.
- It will be judged on the showmanship ability of each exhibitor showing all species.
- 4-H'ers involved in Round Robin must show the same animal in Round Robin that they showed in Showmanship classes for their species, except extra swine animals will be used.
- If participating in Round Robin, it's the 4-Her's responsibility to get with other 4-H members and practice showing other species. This may require time between shows or late-night/early morning practices.
- Junior Division will be open to 4-H members 12 and younger as of January 1, current year.
- Senior Division will be open to 4-H members 13 and older as of January 1, current year.
- Judges will consider:
  - Showing of animal and personal experience, Control of the animal by the exhibitor, Poise and collectiveness, Skill or showing, and Ability to stand, move, or show the animal as requested by the judge.

Champions in each age division will receive a belt buckle when top placings are announced at the conclusion of the round robin.

# HERDSMANSHIP CONTEST ENTRY & JUDGING

All livestock exhibitors will be automatically entered into the herdsmanship contest.

**SPONSORED BY: JACOB MILTON**

The purpose of this Department is to encourage better care and display of animals in the barn. Judges may conduct several examinations throughout the fair. All 4H members who enter animals into the fair are automatically subject to perform duties of Herdsmanship. As producers and members of the community, it is important to remember that herdsmanship is the first impression the public has of how we care for our animals and their well being.

## ELIGIBILITY:

- Herdsmanship duties are to be performed continuously throughout the fair.
- Points will be awarded per exhibitor, each day they are exhibiting, based on a rating given by the judge using the score card.
- Points/premiums are not awarded based on number of animals, stalls or pens but on exhibitor's individual performance in Herdsmanship duties
- Number of qualifying animals must be entered on entry form.
- An award will be presented to an individual exhibitor only.
- 4H program parents and leaders may direct but are discouraged in participating in the care of cleaning of animals, pens or stalls, to the extent that the 4H'ers are capable.

## JUDGING:

- Herdsmanship judging will not follow a schedule. Housing areas will be evaluated at least once a day, at no designated time.
- An anonymous judge(s) will be selected to perform the evaluations.
- All animals and stalls should be presentable to the public during the fair.
- Judges have the authority to leave the score blank during any visit to an individual stall if they believe the exhibitor does not deserve points.
- Points will be averaged by the total number of species per exhibitor for each evaluation.

## POINTS SYSTEM:

- Exceptional – 10
- Above Average – 7
- Average – 5
- Below Average - 0

## AWARDS:

- Each year, the award will be presented to the Herdsmanship winner at the beginning of the Premium Auction



## HERDSMANSHIP BASIS OF SCORING:

### Cleanliness of Pens and Storage Areas

- Stalls/Pens/Cages are clean and neat.
- Bedding is dry, clean and fresh.
- Manure hauled out and deposited in proper place
- When exercising or taking your animal out of it's stall/pen/cage, clean up after them
- Tack and feed area should be kept clean and neatly arranged. -(Feed pans, extra feed, and miscellaneous gear are in the tack area provided.)
- Trash is picked up and area free of clutter
- Exhibitor's share of alley way should be kept clean at all times and free of equipment.

### Appearance of animals

- Animals are clean at all times with proper grooming, bedding and care apparent.
- Animals are to be properly tied or penned, except when grooming, exercising, or exhibiting
- Animals are to have water available at all times and feed at proper times.
- Feed and water dishes are to be upright and any excess spillage cleaned up at all times.
- Feed and water animal regularly.
- Check on Animal periodically
- Stall cards displayed neatly and complete. Stall cards are available from the Extension Office.
- Feed troughs in front of animals only at feeding time, or are securely fastened to the fence

### Exhibitor Requirements

- Show respect– consideration– proper attitude and cooperation toward all animals, members, equipment, supplies and facilities as well as judges and spectators
- Herdsmanship duties are the responsibility of all exhibitors and club members rather than leaders, advisors, or parents.
- Exhibitor participated in pre-fair cleanup and required to participate in post fair cleanup.

# 4-H BEEF



Superintendent:

- Junior Superintendents: Easton Alpers

## CATTLE GUIDELINES

- Read General Rules & Regulations, and Livestock General Rules & Regulations.
- All animals are subject to examination by the exhibition staff or their representatives and shall be free of clinical signs of infectious or contagious disease. Animals with active lesions, ringworm, infested with mange, multiple warts, or any other infections or contagious diseases will not be permitted to show.
- Kansas-origin cattle require no test. Cattle originating from other states must meet the "Livestock Originating from Other States" general requirements.

## BEEF STEERS

- All animals in this division must have been born after Jan. 1, current year.
- The Classifications for judging will be based upon breeds. Animals in each breed to be divided by weight deemed advisable by the superintendents so as to make two or more uniform classes.
- Entry to be made by breed only.
- Market Steers failing to meet the minimum weight of 1000 pounds will be shown in the Feeder Steer class. These animals will not be allowed to compete for champion placing, and will not be allowed to sell in the premium auction.
- If calves are wild and pose a safety hazard to the exhibitor or fellow exhibitors, the exhibitor himself will have to take the responsibility for his calf. A committee of beef superintendents will make arrangements with the judge to evaluate the calf outside the ring. Steer will not be allowed to compete for champion placings, nor will it be allowed to sell in the Premium Auction.

## CLASS

- 400001 Hereford
- 400002 Angus
- 400003 Shorthorn
- 400004 Crossbred and Other Breeds
- 400005 Dairy Beef
- 400006 Red
- 400007 Gelbvieh
- 400008 Feeder steers - This class is for steers that cannot make the 1000 lb. Minimum weight for market steers
- 400009 Market Heifer

NOTE: Dairy Beef – Those breeds of cattle generally accepted as Dairy Cattle

## CLASS 4-H BEEF SHOWMANSHIP

- 400101 Showmanship 12 and under
- 400102 Showmanship 13 and over

## CARCASS EVALUATION AND SHOW RULES

- The 4-H'er must be enrolled in the Market Beef Project.
- Only one animal per individual member can be designated for the Carcass Evaluation.
- All animals need to be exhibited at the County Fair in their respective classes.
- Each 4-H member and their family will be responsible for the sale, disposition, and monetary collection of their own carcass (Example: You will be responsible for finding your own buyers)
- Each member will be responsible for their animal's care following the fair and its delivery to the processing plant (Ellinwood Packing).
- All animals in the carcass contest need to be tagged by the set county deadline.

## CLASS

- 400201 Carcass Evaluation

## Rate of Gain Contest

To participate in the Beef Rate of Gain Contest, you must be present on the designated beef weigh-in date that is held in February.

Award: 1<sup>st</sup> Place = \$50, 2<sup>nd</sup> Place = \$30, 3<sup>rd</sup> Place = \$20

# 4-H BEEF

## 4-H BREEDING BEEF

- Read General Rules & Regulations, and Livestock General Rules & Regulations.
- Read the Cattle Guidelines
- Entries will be placed into classes by age with the day of judging being the base date.
- Cows and calves both will be shown at halter and the 4-H owner may utilize another 4-H member to help hold and set up the animals.
- Bull calves exhibited must be born after September 1, previous year. Bull calves must be eligible for registration.

**EACH BREED WILL USE THE SAME CLASS NUMBERS, BUT ADD THE LETTER:** H - Hereford; A - Angus; S - Shorthorn; C - Crossbreed; E - Exotic; G - Gelbvieh after each Class Number.

### CLASS

- 400301** Junior Heifer calf - born after Jan. 1, current year
- 400302** Senior Heifer calf - born September 1-December 31, previous year
- 400303** Summer Yearling Heifer - born between May 1 and August 31, previous year
- 400304** Junior Yearling Heifer - born between January 1 - April 30, previous year
- 400305** Senior Yearling Heifer - born between September 1 - December 31, 2 years previous Two year old or over - BORN BEFORE September 1, 3 years previous
- 400306** Two Year Old or Over  
Cow-Calf Pair - Commercial and/or Registered, with a calf dropped after January 1, current year.
- 400307** FEMALE MUST BE A PROJECT. Animals will be halter shown
- 400308** Junior Bull Calf - born after January 1, current year
- 400309** Senior Bull Calf - born between September 1 - December 31, previous year

## 4-H BUCKET CALF

- Read General Rules & Regulations and Livestock General Rules.
- Read the Cattle Guidelines
- Bucket calves must have been born between December, previous year and May 1, current year and raised by the 4-H Member on milk replacer.
- Classes will be based on Exhibitor's 4-H Age

\*\*Bucket Calves are eligible for Livestock Learners.

### JUDGING GUIDELINE FOR BUCKET CALVES

- **Knowledge Consultation:**
  - 65 POINTS - 4-H'ers will be asked questions related to care, feeding, and management of their calf and will be scored on their answers.
- **Quality:**
  - 15 POINTS - General overall health and condition of the animal along with the good beef or dairy characteristics represented by the animal
- **Fitting:**
  - 10 POINTS - The trimming, clipping, and grooming of the animal
- **Showing:**
  - 10 POINTS - Exhibiting and handling of the animal

### CLASS

- 401001** Jr. Bucket Calf—Exhibitor Age 7-9
- 401002** Sr. Bucket Calf—Exhibitor Age 10-12

## 4-H DAIRY CATTLE

- Read General Rules & Regulations, and Livestock General Rules & Regulations.
- Read the Cattle Guidelines
- Entries will be placed into classes by age with the day of judging being the base date.
- Cows and calves both will be shown at halter and the 4-H owner may utilize another 4-H member to help hold and set up the animals.
- Members exhibiting Bull Calves must be carrying a breeding cow project. Bull calves must be born after September 1, previous year. Calves must be eligible to register.

**EACH BREED WILL USE THE SAME CLASS NUMBERS, BUT ADD THE LETTER:** A - Ayrshire; BS - Brown Swiss; G - Guernsey; HO - Holstein; J - Jersey; MS - Milking Shorthorn after each Class Number.

### CLASS

- 402001** Bull Calf - born after September 1, previous yearSr. Bucket Calf—Exhibitor Age 10-12
- 402002** Heifer Calf - born after July 1, previous year
- 402003** Yearling Heifer Calf - born between July 1 - August 31, previous year
- 402004** Two year old or over - born before July 1, 3 years previous

# 4-H DAIRY GOATS

Superintendents: Josh & Jenny Foote - Junior Superintendent: Kaden Foote

- Read General Rules & Regulations, and Livestock General Rules & Regulations.
- Entries will be placed in classes by age with the day of judging being the base date.
- All animals are subject to examination by the exhibition staff or their representatives, and shall be free of clinical signs of infectious or contagious disease. Animals with signs of sore mouth, active lesions, ringworm, infested with mange, multiple warts, or any other infections or contagious disease will not be permitted to show.
- Goats originating from other states, please see the "Livestock Originating from Other States" general requirements. These requirements are listed. In addition to the general requirements, goats entering Kansas must be identified with a registered tattoo or official USDA premises ID tag (Scrapie tag). Goat identified with tattoos must have legible tattoos and must have the registration papers for these available for inspection.
- All goats must be identified with a registration tattoo or an official USDA premise ID tag (Scrapie tag). Goats identified with registration tattoos must have legible tattoos and must have registration papers for these animals available for inspection.
- Exhibitors should be neatly and appropriately dressed (preferably in white) when exhibiting their animals.
- Each exhibitor is limited to a maximum of two dairy goats per class. Only does are allowed to show.
- Purebreds and Grades will show together.
- All dairy goats exhibited must be free of horns.
- Goats shown in dairy classes cannot be shown in meat classes and meat goats shown in the meat classes cannot be shown in the dairy classes.
- Horns: it is suggested that goats be dehorned. However, if horns are left, they should be tipped and rounded. Animals will not be allowed to exhibit with sharp horns.
- Junior Does are animals that are not in milk or have not previously freshened. Senior Does are animals that are in milk or have previously freshened.

\*\*Goats are eligible for Livestock Learners.

## **JUNIOR DOE CLASSES --- 24 months of age, not in milk and not previously freshened.**

**403001** Doe up to 6 months of age

**403002** Doe 6 - 12 months of age

**403003** Doe 12 - 24 months of age

## **SENIOR DOE CLASSES --- Any age in milk or previously freshened.**

**403101** Doe up to 24 months

**403102** Doe 2 years or older

## **DAIRY GOAT SHOWMANSHIP**

**403201** Junior – 7-12 years of age

**403202** Senior – 13 years of age and over

# 4-H MEAT GOATS



Superintendents:

- Junior Superintendents: Cody Newdigger

- Read General Rules & Regulations, and Livestock General Rules & Regulations.
- Purebreds and Grades will show together. Market goat classes will be divided by weight. For breeding classes, entries will be placed in classes by age with the day of judging being the base date.
- Market goats are bred for meat purposes. Does and wethers of any breed will be judged on merits of meat production.
- Market Meat Goats failing to meet the minimum weight of 50 pounds will show in an underweight class. These animals will not be allowed to compete for champion placing, and will not be allowed to sell in the premium auction.
- All goats must be identified with a registration tattoo or an official USDA premise ID tag (Scrapie tag). Goats identified with registration tattoos must have legible tattoos and must have registration papers for these animals available for inspection.
- All animals are subject to examination by the exhibition staff or their representatives, and shall be free of clinical signs of infectious or contagious disease. Animals with signs of sore mouth, active lesions, ringworm, infested with mange, multiple warts, or any other infections or contagious disease will not be permitted to show.
- Goats originating from other states please see the "Livestock Originating from Other States" general requirements. In addition to the general requirements, goats entering Kansas must be identified with a registered tattoo or official USDA premise ID tag (Scrapie tag). Goats identified with registration tattoos must have legible tattoos and must have registration papers for these available for inspection.
- Market Goats MUST have milk teeth in place at fair weigh-in and be under 1 year of age.
- Horns: It is suggested that goats be dehorned. However, if horns are left, they should be tipped and rounded. Animals with not be allowed to exhibit with sharp horns.
- Shearing: All goats must be "slick shorn" above the knee and hock joints including the head. A maximum of 0.4 (four tenths) inch of hair is permitted on market goats. Hair on the tail switch may be left on goats.
- Showing: Exhibitors may use a collar, a collar with a short lead, or a halter when showing.
- Goats shown in meat classes cannot be shown in dairy classes and dairy goats shown in the dairy classes cannot be shown in the meat classes.
- Exhibits will be limited to three market animals..
- Wethers must be free from testicle and castration scar tissue.

## CLASS

- 404001** Market Goats (Wethers and Does)
- 404101** Meat Breeding Does - Under 6 months
- 404102** Meat Breeding Does - 6 - 12 months
- 404103** Meat Breeding Does - Over 12 months
- 404201** Showmanship - Junior - 7 - 12 years of age
- 404202** Showmanship - Senior - 13 years and over

## 4-H SHEEP



Superintendents: Glenn Newdigger - Junior Superintendents: Garrett Dunn

- Read General Rules & Regulations, and Livestock General Rules & Regulations.
- Any lamb shown in the market class cannot be shown in the breeding classes and vice versa.
- All market lambs must be born after December 1, current 4-H year.
- All Sheep including wethers must be identified with an official USDA premise ID tag (Scrapie tag).
- The classification for judging will be based upon color markings and weights. For breeding classes, entries will be placed in classes by age with the day of judging being the base date.
- At any time, sheep may be inspected by exhibition staff or their representatives for signs of sore mouth, active fungal infections (i.e. ringworm, club lamb fungus), infectious skin lesions, and general health. Any lamb found to be infected with active fungal lesions or other health problems will be asked to leave the fair grounds immediately.
- Sheep originating from other states must meet the "Livestock Originating from Other States" general requirements. In addition to the general requirements, sheep entering Kansas shall be free from any signs of sore mouth or active fungal (ringworm) infection, including club lamb fungus. Sheep must be identified with an official USDA premise ID tag (Scrapie tag).
- Wethers must be free from testicle and castration scar tissue.
- Shearing: All lambs must be "slick shorn" above the knee and hock joints, including the head. A maximum of 0.2 (two tenths) inch of wool is permitted.
- Market Lambs failing to meet the minimum weight of 75 pounds will be shown in an underweight class. These animals will not be allowed to compete for champion placing, and will not be allowed to sell in the premium auction.

NOTE: A Stafford County Bred class is being offered and a lamb shown in this class MUST be a lamb bred and owned by OR purchased from a Stafford County Sheep producer, or a lamb bred and owned by or purchased from a 4-H'er enrolled in the Stafford County Sheep Project. All lambs shown in this class will be shown together and sub classes determined by weight, not breed.

NOTE: Information on the Shepherd's Lead Class is in the Open Class Book in the Sheep Division. This class will give spectators an opportunity to view well-groomed sheep being shown in halter by attractively dressed exhibitors wearing wool outfits that are at least 60% Wool excluding accessories. The entries must be entered by the Monday of the fair week and sent to 21 Central District office in St John on an Open Class Entry Form.

\*\*Sheep are eligible for Livestock Learners.

### 4-H MARKET LAMBS

#### CLASS

**405001** White Face/Speckled

**405002** Black Face

**405003** Stafford County Bred

### 4-H BREEDING SHEEP

The Classifications for judging will be based upon color markings and date of birth with the day of judging being the base date.

#### CLASS

**405101** Ewe Lamb - born after September 1, current 4-h year

**405102** Fall Born Ewe Lamb - born between September 1 - December 31, previous year

**405103** Yearling Ewe - Born before September 1, previous year

**405104** 2 year old and older Ewe - born 3 years previous

### 4-H SHEEP SHOWMANSHIP

#### CLASS

**405201** Showmanship 12 and under

**405202** Showmanship 13 and over

## 4-H SWINE



Superintendents: Derek Foote, Josh Foote, & Brent Peterson - Junior Superintendents: Kaden Foote

### 4-H MARKET BARROWS AND GILTS

- Read General Rules & Regulations, and Livestock General Rules & Regulations.
- All animals in this division shall have been born on or after January 1, current year.
- The classification for judging will be based upon weight. All barrows and gilts will be weighed as they are checked in opening day of Fair. Swine failing to meet the minimum weight of 220 pounds or exceeding the weight of 310 pounds will be shown in underweight or overweight classes. These animals will not be allowed to compete for champion placing, and will not be allowed to sell in the premium auction.
- All market barrows regardless of breed will show together. Champion barrow will compete with Champion gilt for determining Grand Champion Market Hog.
- All market gilts regardless of breed will show together. Champion gilt will compete with champion barrows for determining Grand Champion Market Hog.
- Kansas has obtained Stage V status in the National Pseudorabies Program, and the state is classified as free of swine brucellosis. Negative pseudorabies and brucellosis tests are not required for Kansas origin swine.
- Swine originating from other states please see the "Livestock Originating from Other States" general requirements. In addition to the general requirements all swine entering Kansas must meet one of the following:
- Originate from a qualified pseudorabies-free/validated brucellosis-free herd. The current qualified/validated number must appear on the CVI. (Hogs from monitored pseudorabies herds do not qualify under this requirement)
- Originate from a state of State IV or V status in the National Pseudorabies Program and originate from a Swine Brucellosis free state.
- Any swine not originating from Stage IV or V National Pseudorabies program states, and any swine not originating from swine brucellosis free states, must show evidence on the CVI that swine have been tested negative to official tests for pseudorabies and brucellosis within 30 days before entry into Kansas, and that the herd of origin has had no positive cases of pseudorabies within the previous 12 months.
- NOTE: SWINE VACCINATED FOR PSEUDORABIES SHALL NOT BE ALLOWED INTO KANSAS FOR EXHIBITION OR ANY OTHER PURPOSE.
- The Stafford County Fair is a Ractopamine Hydrochloride (PAYLEAN) free show. Any pigs found to have been fed Ractopamine Hydrochloride will be automatically disqualified and will forfeit any awards and/or premium money.
- All animals are subject to examination by the exhibition staff or their representatives, and shall be free of clinical signs of infectious or contagious disease. Animals with active lesions, ringworm, infested with mange, multiple warts, or any other infections or contagious disease will not be permitted to show

\*\*Swine is eligible for Livestock Learners.

### CLASS

- 406001 Market Barrow
- 406002 Market Gilt

### 4-H BREEDING SWINE

- Read General Rules & Regulations, and Livestock General Rules & Regulations.
- Gilts must have been farrowed on or after January 1, current year. And exhibitor must be enrolled in the swine project.
- Sows shown in this division must have been carried in breeding phase of the swine project.
- Breeding animals exhibited by 4-H'ers will be returned home at EXHIBITORS OWN RISK and the Stafford County Fair and Fair Officials will not be held responsible for the death, injury or spread of disease.
- Those 4-H'ers enrolled in swine projects who DO NOT wish to exhibit breeding animals at the County Fair will be able to display in the Educational Exhibit Section - Class 428003-428203 category.
- In the Breeding Swine Class, each breed will use the same class numbers but add the letter Y - Yorkshire; D - Duroc; H - Hampshire; C - Crossbred; SP - Spot; and P - Poland.

### CLASS

- 406101 Breeding Swine

### 4-H SWINE SHOWMANSHIP

#### CLASS

- 406201 Showmanship, 12 years and under
- 406202 Showmanship, 13 and over

# 4-H SWINE

## CARCASS EVALUATION AND SHOW RULES

- One swine entry per exhibitor may be entered into the carcass contest with a reserved processing slot at Ellinwood Packing Plant. Due to limited spaces, 4-Hers with additional swine entries should reserve a processing slot at another location.
- Entries must meet fair weight requirements of 220-310 lbs to be eligible for carcass show. Underweight and overweight pigs are not eligible for placings, but the processing spot will still be reserved and data will be collected.
- Each member will be responsible for their animals' care following the fair and its delivery to Ellinwood Packing Plant by the arranged time.
- Exhibitors are responsible for all of the processing charges related to their animals and must submit cut-up instructions to EPPI at 620-564-3156.
- Swine carcasses will be judged the day of the carcass show (see fair schedule for date) with viewing by participant at 6:30 pm at the Ellinwood Packing Facility.
- Awards will be given for the first three places:
  - 1st - \$75
  - 2nd - \$50
  - 3rd - \$25
- Other entries will receive ribbons and ribbon premium money.

## CLASS

**406301** Carcass Evaluation

# 4-H HORSE

- READ GENERAL REGULATIONS.
- 4-H member must have horse, current 4-H Horse ID papers and horse show qualifying affidavit.
- The age of a horse is determined as of January 1, of the year in which it is born.
- Stallions cannot be exhibited in any class.
- No animal or 4-H member may show in the same class more than one time.
- The use of protective headgear, in place of a hat, is encouraged in any and all classes, including judged, timed and futurity classes.
- 4-H Hunter Hack must complete the safety check at the designated time before the classes; however, if during the safety check
  - a) horse refuses to jump three times; b) 4-H members falls off horse during the practice course or c) the horse cannot complete both jumps, the 4-H member will be disqualified from the class.
- The Horse Show Management Team has the authority to combine classes. Classes of less than five will be reviewed. Extension Offices will be notified after entry deadline if a class is not held Lunging is allowed in designated areas. Designated areas will be posted.
- Show Management has the right to determine age and check bits on any horse being shown.
- Exhibitors wanting to declare an unauthorized entry or rule violation etc. must follow the Protest Procedure as outlined by the Kansas 4-H Horse Show Rule Book and/or Kansas State Fair General Rules.
- Health Requirements (in-state origin):
  - All horses are required to have a evidence of a negative equine infectious anemia (EIA/Coggins) test conducted within 12 months before exhibition. In state horses are required to have a current coggins test but not a CVI.
  - All horses must be VSV inspected by vet before unloading
  - Animals with lesions of ringworm or club lamb fungus, warts, sore mouth or infested with mange as determined by officials of the KDAH or exhibition staff will not be permitted to exhibit.
  - All required tests must be conducted by a state-approved laboratory.
  - All animals are subject to examination by officials of the KDAH or those designated by the exhibition staff, and shall be free of clinical signs of infectious or contagious disease.
- The horse is properly identified for the Kansas 4-H Horse Project. A properly identified horse is identified with a Kansas 4-H Horse ID Form signed by the local Extension Agent by June 1 of the current 4-H program year. Please see "Horse Ownership" for more clarification.
- Exhibit a properly identified horse at a horse show in a class group and be qualified to exhibit in any class included in that group. The horse show need not be a "4-H" show. Shows may include: open shows, circuits, local associations (SCSHA, etc), breed/discipline associations (AQHA, APHA, NRHA etc.). Qualification for each group is based on one horse/rider combination. Exception: If a 4-H member qualifies more than one mare/gelding in the same halter class. In this case, another 4-H member can show the second horse in the appropriate halter class at the State Fair.
  - **Group 1** Halter, Showmanship
  - **Group 2** Hunter Under Saddle, Hunt Seat Equitation, Hunter Hack, Saddleseat Pleasure, Saddleseat Equitation
  - **Group 3** Western Pleasure, Western Horsemanship, Trail,
  - **Group 4** Ranch Rail, Ranch Pattern, Ranch Trail, Reining
  - **Group 5** Barrels, Poles, Flags
- *For State Fair Entries: Complete the Kansas 4-H Equine Webinar Safety Episode with quiz annually before completing the State Fair Entry. Complete online entry information for the Kansas State 4-H Horse Show via ShoWorks by August 1 of the current program year.*
- Exhibitors will be limited to entering only those classes in which they qualified for a particular horse.
- Exhibitors should be prepared to show proof of exhibition via signed affidavit by show management.
- The qualification period will be from October 1- August 1 of the current 4-H program year.
- 4-H Horse Project Members are not limited in the total number of horses they may exhibit. Exhibitors may show more than one horse in the following classes: Halter, Trail, Reining, Ranch Horse Pattern, Ranch Horse Trail, Barrel Racing, Flag Race, and Pole Bending. If a 4-H member has multiple horses in a halter class, the horse must be exhibited by another currently enrolled Kansas 4-H member.
  - **Level II Horsemanship** – To be eligible, a 4-H member must have met the requirements of all three sections of Achievement Level I and II prior to the State 4-H Horse Show entry deadline of August 1. After advancing to Level III Horsemanship, an exhibitor is no longer eligible to enter Level II
  - **Level III Horsemanship** – To be eligible, a 4-H member must have met the requirements of all three sections of Achievement Level I, II and III prior to the State 4-H Horse Show entry deadline of August 1. After advancing to Level IV Horsemanship, an exhibitor is no longer eligible to enter Level III.
  - **Level IV Horsemanship** – To be eligible, a 4-H member must have met the requirements of all three sections of Achievement Level I, II, III and IV prior to the State 4-H Horse Show entry deadline of August 1.
  - **Halter Classes** – An exhibitor may show in only one halter class. No weanlings will be shown. The term "stock-type" includes, but is not limited to, Appaloosa, Buckskin, Paint, Palomino and Quarter Horse. The term "non-stock-type" includes, but is not limited to, Arabian, Morgan, Thoroughbred, American Saddlebred, and mules. For additional Halter Class rules, check Kansas 4-H Horse Show Rule Book.
  - **For Kansas State Fair ENTRIES - Additional Requirements – Three-Year-old-Class** – To exhibit at the State 4-H Horse Show, a 4-H member must have properly submitted a horse identification certificate, nomination form, and nomination fee to the State 4-H Office **by June 1**. They must also have met all requirements for Achievement Level I and enter the State Fair 4-H Horse Show **by August 1**. Interviews for the Three-Year-Old Class will be held online prior to the State 4-H Horse Show.

# 4-H HORSE

## ALL BREEDS CLASS

- 407001 Mares
- 407002 Gelding
- 407003 Miniature- 34" or less

## CLASS HORSE SHOWMANSHIP

- 407004 Showmanship, 7 - 9 years
- 407005 Showmanship, 10 - 13 years
- 407006 Showmanship, 14 and up

## HORSEMANSHIP

THE RIDING CLASS WILL BE SCORED AS FOLLOWS:

- **15 POINTS:** Appointments of rider and horse
- **5 POINTS:** Suitability of horse and rider
- **40 POINTS:** Hands and feet
- **40 POINTS:** Performance

## Class

- 407007 Bareback Horsemanship - 7 - 9 years
- 407008 Bareback Horsemanship - 10 - 13 years
- 407009 Bareback Horsemanship - 14 and up
- 407010 Western Pleasure - 7 - 9 years
- 407011 Western Pleasure - 10 - 13 years
- 407012 Western Pleasure - 14 and up
- 407013 Horsemanship (riding class) - 7 - 9 years
- 407014 Horsemanship (riding class) - 10 - 13 years
- 407015 Horsemanship (riding class) - 14 and up
- 407016 English Pleasure - 7 - 9 years
- 407017 English Pleasure - 10 - 13 years
- 407018 English Pleasure - 14 and up
- 407019 English Equitation - 7 - 9 years
- 407020 English Equitation - 10 - 13 years
- 407021 English Equitation - 14 and up
- 407022 Reining - 7 - 9 years
- 407023 Reining - 10 - 13 years
- 407024 Reining - 14 and up
- 407025 Trail Horse Class - Judged Event (Horse is judged on ability to complete course. Only 2 refusals are permitted on each obstacle). 7 - 9 years
- 407026 Trail Horse Class - Judged Event (Horse is judged on ability to complete course. Only 2 refusals are permitted on each obstacle.) 10 - 13 years
- 407027 Trail Horse Class - Judged Event (Horse is judged on ability to complete course. Only 2 refusals re permitted on each obstacle.) 14 and up
- 407028 Flag Race - 7 - 9 years
- 407029 Flag Race - 10 - 13 years
- 407030 Flag Race - 14 and up
- 407031 Barrel Racing - 7 - 9 years
- 407032 Barrel Racing - 10 - 13 years
- 407033 Barrel Racing - 14 and up
- 407034 Pole Bending - 7 - 9 years
- 407035 Pole Bending - 10 - 13 years
- 407036 Pole Bending - 14 and up
- 407037 Keyhole Race - 7 - 9 years
- 407038 Keyhole Race - 10 - 13 years
- 407039 Keyhole Race - 14 and up
- 407040 Hunter Hack - 7 - 9 years
- 407041 Hunter Hack - 10 - 13 years
- 407042 Hunter Hack - 14 and up

# 4-H DOGS



Superintendents: Katie Blanc Junior Superintendents:

- READ GENERAL REGULATIONS.
- Dogs at the show must be kept on leash at all times except when competing in 'off leash' competition.
- All dogs must be six months of age or older at the date of show to enter obedience and showmanship.
- 4-H Dog Show Immunization Record (only MG-34 Revised, October 2017 accepted), must be completed for each dog entered in the 4-H Dog Show. The fully completed form just be presented to the superintendent on the day of the show to be eligible to compete. Required vaccinations include: Bordetella, Distemper, Hepatitis, Parvovirus, Parainfluenza, and Rabies. The rabies vaccination must be administered by a licensed veterinarian. All vaccinations must be current.
- All entries are required to have trained their dog with assistance from the leader and must be currently enrolled in the Dog Project. Read County Dog Project requirements for details.
- Dogs will be worked individually. They will be judged by how well the dog is groomed and by handlers exhibition of dog.
- Any abuse of dogs on grounds, or in the ring, will result in disqualification.
- No dog in season will be allowed to show.
- Any dog fouling the ring will receive a white ribbon. Owners should collect all waste in plastic bags and put in trash.
- Baiting dogs is not allowed.
- No mobile phones and /or other electronic devices are allowed in the ring.
- The County Dog Show will follow rules as listed in the published Kansas 4-H Dog rule books: Kansas 4-H Dog Show Rule Book 4-H 1120, Revised January 2021.
- Kansas 4-H Agility Dog Show Rule Book, S-124 (Revised), March 2012; Kansas 4-H Rally Obedience Rule Book, 4H965 (Revised), March 2012. Other guidelines are: Kansas 4-H Dog Show Judge's Guidelines Showmanship/Obedience, S82 (Revised), January 2013 and March 2012; and Kansas 4-H Rally Obedience Dog Show Judge's Guide, 4H1023 March 2013.

## OBEDIENCE

The purpose of Kansas 4-H Obedience is to provide 4-Hers the opportunity to demonstrate the teamwork necessary to work under a variety of conditions. In obedience, the intent is to evaluate the proficiency by which the dog and handler are able to perform various exercises as a team in much the same way as might be done in demonstrating the behavioral activities in normal life.

### OBEDIENCE RIBBON GROUPS:

- Purple 190 - 200 points
- Blue 170 - 189.5 points
- Red 150 - 169.5 points
- White 149.5 points or less

Advancement: After receiving two qualifying scores (blue or purple) from two different certified judges, an obedience level team must advance to the next level at the start of the next 4-H year.

## CLASS

**408001** Pre-Novice A - A first year member with a first year dog.

**408002** Pre-Novice B - For a first year dog with an experienced handler or a dog and handler who did not qualify in Pre-Novice last year.

*Pre-Novice: All exercises are done on a leash. Possible Points 35 – Heel and figure 8 30 – Stand for examination 35 – Recall 30 – Long sit (1 minute) 30 – Long down (3 minutes) 160 – TOTAL*

**408003** Novice - For all 4-H'ers and dogs who have qualified in Sub-Novice under two different certified judges the previous year. Novice Possible Points 35 – Heel on leash and figure 8 30 – Stand for examination (o' leash) 45 – Heel (o' leash) 30 – Recall (o' leash) 30 – Long sit (1 minute o' leash) 30 – Long down (3 minutes o' leash) 200 – TOTAL

**408004** Graduate Novice - For all 4-H'ers and dogs who have qualified in Novice under two different certified judges the previous year. For all 4-H'er/dog teams who have qualified in Novice under two different certified judges the previous year. Possible Points 35 – Heel on leash 30 – Stand for examination (o' leash) 45 – Heel free and figure 8 30 – Drop on recall 30 – Long sit (member out of sight 3 minutes) 30 – Long down (member out of sight 5 minutes) 200 – TOTAL

**408005** Open A For all 4-H'er/dog teams who have qualified in Graduate Novice under two different certified judges the previous year. All exercises o' leash. Possible Points 40 – Heel free and figure 8 30 – Drop on recall 40 – Retrieve on flat 40 – Broad jump 25 – Long sit (member out of sight 3 minutes) 25 – Long down (member out of sight 5 minutes) 200 – TOTAL 22

**408006** Open B For all 4-H'er/dog teams who have qualified in Open A under two different certified judges the previous year. All exercises o' leash. Possible Points 40 – Heel free and figure 8 30 – Drop on recall 25 – Retrieve on flat 35 – Retrieve over high jump 20 – Broad jump 25 – Long sit (member out of sight 3 minutes) 25 – Long down (member out of sight 5 minutes) 200 – TOTAL

## 4-H DOGS

**408007** Utility A For all 4-H'er/dog teams who have qualified in Open B under two different certified judges the previous year. All exercises o' leash. Possible Points 40 – Signal exercise 30 – Article 1 (Scent Discrimination) 30 – Article 2 (Scent Discrimination) 30 – Retrieve over high jump 20 – Broad jump 25 – Long sit (member out of sight 3 minutes) 25 – Long down (member out of sight 5 minutes) 200 – TOTAL

**408008** Utility B For all 4-H'er/dog teams who have qualified in Utility A under two different certified judges the previous year. All exercises o' leash. Possible Points 40 – Signal exercise 30 – Article 1 (Scent Discrimination) 30 – Article 2 (Scent Discrimination) 30 – Directed retrieve 40 – Directed jumping (see Table A) 30 – Moving stand and examination (thorough) 200 – TOTAL

### SHOWMANSHIP

The purpose of showmanship is to provide 4-H'ers the opportunity to show their dog and themselves to the best of their ability. Will be judged on fitting of dog; clean and well brushed tone and condition of coat, healthy appearance, teeth, toenails, and eyes. Handler will be judged on alertness, grace, and ease, coordination with dog and reaction of dog to handler with straight and even gait and movement of dog.

### SHOWMANSHIP RIBBON GROUPS:

- Purple 95 - 100 points
- Blue 90 - 94.5 points
- Red 80 - 89.5 points
- White 79.5 points or less

Various show committees make this decision, but it is suggested that all 4-H'ers receive a ribbon. A score of 90 points or greater is a qualifying score to enter the Kansas State Fair 4-H dog Show.

### CLASS

- 408009** Pre-Junior Showmanship (4-H'ers 8 and under)
- 408010** Junior Showmanship (4-H'ers who are 9 - 11 yrs)
- 408011** Intermediate Showmanship (4-H'ers 12 - 14 yrs)
- 408012** Senior Showmanship (4-H'ers 15 and older)

### AGILITY

The purpose of Kansas 4-H Dog Agility is to provide 4-H members the opportunity to demonstrate the teamwork necessary to work under a variety of conditions that challenge both the handler and dog. By teaching a series of obstacles, the 4-H'er provides the basic training and exercise that leads to a more versatile, wellconditioned dog. Different obstacles and courses present unique tests of speed, confidence, technical skills, athleticism, balance, communication, attentiveness, distance, and directional control. The task of leaders, judges, trainers, and handlers is to incorporate all these elements while maintaining a fun, safe environment for the dogs and 4-H'ers. The sport of agility provides a basis for other activities such as search and rescue. Agility is exciting for both exhibitors and spectators, as well as motivating for the dogs.

Dogs must be at least 12-months-old before competing.

In addition to Agility Class numbers, add the height division for your dog

- Small dog (under 15" at the withers)
- Medium dog (15" – 20" at the withers)
- Large dog (over 20" at the withers)

Advancement: After receiving two qualifying scores (purple) from two different judges, an agility team must advance to the next level at the start of the next 4-H year.

### AGILITY RIBBON GROUPS:

- Purple 190 – 200 points
- Blue 170 – 189.5 points
- Red 150 - 169.5 points
- White 149.5 points or less

### CLASS

- 408013** Beginning Agility – On Leash – For dogs who are still working at Pre-Novice level
- 408014** Agility I – For dogs working at Novice level
- 408015** Agility II
- 408016** Agility III
- 408017** Agility IV

# 4-H DOGS

## RALLY OBEDIENCE

The purpose of Kansas 4-H Rally Obedience is to provide 4-Hers the opportunity to demonstrate the teamwork necessary to work under a variety of conditions. In Rally Obedience, the intent is to evaluate the proficiency of the dog and handler while performing various exercises as a team in much the same way as might be done in undertaking different activities outside the show ring.

## RALLY O RIBBON GROUPS:

- Purple 90 - 100 points
- Blue 80 - 89 points
- Red 70 - 79 points
- White 69 points or less

Advancement: After receiving two qualifying scores (blue or purple) from two different certified judges, a rally obedience team must advance to the next level at the start of the next 4-H year.

## CLASS

- 408018** Rally Level One
- 408019** Rally Level Two
- 408020** Rally Level Three

# 4-H POULTRY



Superintendents: Joanna McAlister - Junior Superintendents: Addie McAlister

- Read General Rules & Regulations, and Livestock General Rules & Regulations. Each member must provide suitable means of caring for their project at all times during the fair. Diseased or insect-infected poultry will not be accepted for entry.
- All market poultry must be hatched in the current calendar year.
- Each 4-H member may exhibit in as many classes as he or she wishes, in addition to one meat-type chicken pen of fryer-size poultry. No more than 2 may be entered in any one class except Class 409101 - Meat Pen of Poultry.
- Judging on all classes except market poultry will be done on the basis of exhibition and production qualities. Members exhibiting well-developed birds of production qualities will be credited for it, even if they vary slightly from the standard of perfection. Particular emphasis will be given to meat qualities in the turkey class. Market poultry will be judged on meat qualities only.
- All poultry, except for waterfowl, must show proof that they are pullorum-typhoid free by one of the following:
  - Originates from a U.S. Pullorum-Typhoid Clean Flock by an official VS form 9-3.
  - Present evidence that entries were purchased from a US Pullorum-Typhoid Clean source.
  - Present an official VS form 9-2 for a negative result test conducted within 90 days prior to the Fair.
  - Test negative at check-in of the county fair when the county has been designated by KDA-DAH for surveillance. Routine surveillance testing will be performed at each county fair a minimum of once every 5 years. All birds must be free of any evidence of disease.
- Poultry originating from other states, please see the "Livestock Originating from Other States" general requirements. In addition to the general requirements, Poultry entering Kansas must show proof that they are pullorum- typhoid clean by one of the following methods:
- Originates from a NPIP certified U.S. Pullorum-Typhoid clean flock as evidenced by an official VS Form 9-3, certifying all adult poultry in the flock have had a negative test for pullorum-typhoid within the past year. (Adult poultry are any turkeys over 12 weeks of age, or any other poultry over 16 weeks of age.
- Be accompanied by an official VS Form 9-3 signed by the official NPIP representative in the state of origin or by a health certificate that has been issued within the previous 30 days.
- In addition to the VS 9-3 or CVI, out-of-state poultry must have a "Permit to Ship Poultry or Hatching Eggs" issued by the KDAH within the previous year or permit number issued by the KDAH office within the previous 15 days.

## CLASS

- 409001** Standard Breeds - Large Fowl - Young Pen, 1 bird of either sex
- 409002** Standard Breeds - Large Fowl - Old Pen, 1 bird of either sex
- 409003** Standard Breeds, Bantams - Young Pen, 1 bird of either sex
- 409004** Standard Breeds - Bantams - Old Pen, 1 bird of either sex
- 409005** Production Pullets - Pen, 3 Standard bred, Crossbred or Strain cross pullets to be judged on egg production qualities only.
- 409006** Production Hens - Pen, 3 Standard bred, Crossbred or Strain cross hens to be judged on egg production qualities only
- 409101** Meat type Chickens - Pen, 3 Standard bred, Crossbred or Strain cross birds of the same sex to be judged on meat production qualities only.
- 409201** Turkeys, all breeds - Pen, 1 bird of either sex.
- 409301** Ducks, all breeds - Pen, 1 bird of either sex.
- 409401** Geese, all breeds - Pen, 1 bird of either sex.
- 409501** Game Type Birds- Pen, 1 bird of either sex.
- 409601** Other Poultry- Pen, 1 bird of either sex

## 4-H PIGEONS

- Read General Rules & Regulations, and Livestock General Rules & Regulations.
- All entries must be single birds.
- Members may not enter more than two birds per class regardless of breed. Each exhibitor is limited to eight birds
- All pigeons must be shown with numbered band. Young birds must be shown with seamless bands, or else by judged in the old class.
- Judging will be by comparison only.
- Be sure to designate breed on your entry.

## CLASS

- 409701** Old Cock, hatched previous year
- 409702** Old Hen, hatched previous year
- 409703** Young Cock, hatched current year
- 409704** Young Hen, hatched current year

# **4-H POULTRY**

## **4-H Eggs**

- Read General Rules & Regulations, and Livestock General Rules & Regulations.
- Each exhibitor must submit a dozen unwashed eggs.
- Judging criteria include size, color, shell quality, texture, and uniformity.
- Each 4-H member may exhibit in as many classes as they wish. No more than two may be entered in any one class.
- Eligible for Premium Auction Sale

## **CLASS**

**409801** Dozen Brown Eggs

**409802** Dozen White Eggs

**409803** Dozen Other Eggs

## **4-H POULTRY SHOWMANSHIP**

### **CLASS**

**409901** Showmanship, 12 years and under

**409902** Showmanship, 13 and over

# 4-H RABBITS

Superintendents: Mark Popp - Junior Superintendents: Addie McAlister

Each 4-H member may exhibit in as many classes as he wishes, in addition to one meat pen of fryer-size rabbits. Not more than 2 may be entered in any one class except Class 410101- Meat Pen of Rabbits.

- Read General Rules & Regulations, and Livestock General Rules & Regulations.
- Each rabbit is to be legibly and permanently tattooed in its left ear for identification.
- Pre junior (under 3 months) classes are only available in the following breeds: Argente Braun, Beveren, Blanc de Hotot, Californian, Champagne D'Argent, Checkered Giant, American Chinchilla, Giant Chinchilla, Cinnamon, Crème D'Argent, New Zealand, and Palomino.
- Junior (under 6 months) (under 3 months of age or under for breeds other than those listed in the Pre-Junior classes: Over 3 months over age and under 6 months of age for breeds having a Pre-Junior Classes)
- Intermediate (6-8 months) classes are only available in the following breeds: American, Giant Angora, Argente Braun, Beveren, Blanc de Hotot, Californian, Champagne D'Argent, Checkered Giant, American Chinchilla, Giant Chinchilla, Cinnamon, Crème D'Argent, Flemish Giant, English Lop, French Lop, New Zealand, Palomino, Satin, and Sliver Fox.
- Senior (6 months of age or over for breeds other than those listed in the Intermediate classes, 8 months of age or over for breeds having Intermediate classes)
- All rabbits will be divided into classes by ages and judged according to their breed standard as listed in the ARBA "Standard of Perfection" Only breeds approved by the ARBA may be shown, no mixed breed rabbits will be allowed.
- Meat Pen: Three (3) rabbits, all one recognized breed and variety (broken varieties must be the same color). Minimum weight 3 ½ pounds each. Maximum weight 5 ½ pounds each, not over 70 days of age. Will be judged on their meat qualities, condition, uniformity, and fur.

## CLASS

- 410001** Pre-Junior Doe - Under 3 months of age.
- 410002** Junior Doe - Under six months of age
- 410003** Intermediate Doe 6 - 8 months
- 410004** Senior Doe - eight months of age and over
- 410005** Pre-Junior Buck - Under 3 months of age
- 410006** Junior Buck - Under six months of age
- 410007** Intermediate Buck 6 - 8 months
- 410008** Senior Buck - eight months of age and over
- 410101** Meat Pen - Three (3) rabbits, all one recognized breed and variety (broken varieties must be same color). Minimum weight 3 1/2 pounds each. Maximum weight 5 1/2 pounds each, not over 70 days of age. Will be judged on their meat qualities, condition, uniformity, and fur.
- 410201** Fur Class - Fur entries must be made from rabbits that are entered in the regular breed classes 410001 through 410008.
- 410301** Showmanship 12 and under
- 410302** Showmanship 13 and over

## 4-H AEROSPACE/ROCKETRY

The Kansas 4-H STEM Rocketry program is designed to allow 4-H members to explore aerospace through rockets of various sizes. Kansas 4-H has adopted the National Association of Rocketry's regulations and safety guidelines.

- READ GENERAL RULES AND REGULATIONS

### Exhibit Information for ALL rocketry categories

- All revisions of all forms previously released for the division either undated or dated prior to current year are void for use and new forms must be obtained and used that are dated by the State 4-H Office for the current year. Use of old forms should result in the loss of one ribbon placing for exhibits.
- Relevant documents may be obtained from County Extension Offices or from <http://rocketry.engtech4ks.com/>
- NAR refers to the National Association of Rocketry and its governing board.
- Tripoli refers to the Tripoli Rocketry Association and governing board.
- All NAR documents referenced herein can be found at <http://www.nar.org>.
- If a fire "burn ban" is in effect for any county in Kansas, exhibitors in any Kansas County are not required to launch their rocket(s). All requirements for the launching of rockets for the state fair and the documentation of the launching are suspended for the duration of the ban.
- For the State Fair, the 4-H Member may include a video showcasing their experience in the project. Videos with an accompanying release form signed by the exhibitor's parent or guardian may be displayed at the state fair in the Engineering and Technology exhibit area. The video must not be more than 8 minutes long and should be included on a USB drive. Videos for the Kansas State Fair, may be uploaded to a video sharing site, such as YouTube, instead of being placed on the USB drive. The video should be set to "private" so only those with the link are able to view it. The link should be written on the video form for the judges to review. Capitalization in URLs matter, incorrect URLs may result in a ribbon place deduction.
- FOR COUNTY FAIRS with consultation judging, it is recommended that the video elements be waived in favor of talking with the exhibitor.

### Exhibit Definitions for ALL rocketry categories

- As defined by the National Association of Rocketry (NAR), a scale model is "any model rocket that is a true scale model of an existing or historical guided missile, rocket vehicle, or space vehicle, that has flown under rocket power." The intent of scale modeling is, according to the NAR, "is to produce an accurate, flying replica of a real rocket powered vehicle that is judged for craftsmanship in construction, finish, and flight performance." (NAR "Model Rocket Sporting Code" 52.1 <https://www.nar.org/USModelRocketSportingCode>)
- Adult supervision is defined as being under the direct supervision of someone 18 years of age or older.
- For the purposes of Kansas 4-H STEM a mid-powered rocket is defined as a rocket that uses an 'E', 'F', 'G', or equivalent engine for launch. In addition, rockets also qualify for mid-power if they meet any of the following criteria:
  - Are 2 inches or greater in diameter (not including fins) and taller than 3 feet (36 inches including fins) and do not use an engine(s) exceeding 160.01 Newton seconds of total impulse (an 'H' engine equivalent or above).
  - The total impulse of all engines used in the rocket is greater than 20.01 Newton-seconds and less than 160.01 Newton-seconds.
- For the purposes of Kansas 4-H, a high-powered rocket is defined as a rocket that meets any of the following criteria:
  - Weighs more than 3.3125 pounds (53 ounces or 1500 grams) at the time of launch;
  - Uses a 'H' engine or larger to launch
  - The total impulse of all engines used in the rocket is greater than 160.01 Newton-seconds of thrust.
  - Includes any airframes parts of ductile, metal, though, the use of ductile metal is strongly discouraged.
  - Models powered by rocket motors not classified as model rocket motors per NFPA 1122, e.g., Average thrust in excess of 80.01 Newtons, contains in excess of 125 grams of propellant, and are limited to H and I motors only, and uses a hybrid motor or a motor designed to emit sparks
- High power certification is defined as having successfully completed a certification program for high-powered rocketry through the NAR or Tripoli and maintaining that certification. This applies to all membership levels in the NAR and Tripoli. Specifically, the "Formal Participation Procedure" for the "Junior HPR Level 1 Participation Program" as outlined by the NAR and the "Tripoli Mentoring Program (TMP)" as outlined by Tripoli.
- NAR safety codes for launching and construction of all rockets are assumed to be used by all 4-H exhibitors and will be considered during judging.
- For the purposes of Kansas 4-H, NO rocket may be launched using engines totaling more than an 'I' impulse engine or 640 Newton-seconds of total thrust.

# 4-H AEROSPACE/ROCKETRY

## Exhibit Rules for ALL rocketry categories

These rules apply to how rockets are to be displayed at the state fair and what those displays should and should not contain. These rules apply to all rockets displayed in the Engineering and Technology division.

- 4-H members must be currently enrolled in the 4-H Aerospace/Rocketry program to exhibit in this division.
- Each exhibitor may enter up to two rocket exhibits that have been constructed during the current year. If two rockets are entered, one rocket must be a "model rocket kit," and the second may be entered into any other applicable class. An exhibitor may not enter two rockets in the same class.
- Exhibits should not contain any perishable items, such as eggs.
- The report that accompanies the rocket must be limited to the 4-H Rocket Exhibit Information Form, which is affixed to a 10" x 13" envelope. This envelope should NOT be attached to the rocket stand or rocket. The information form should be signed by the exhibitor. This may be downloaded from <http://rocketry.engtech4ks.com/>. Any rocket exhibit not including this completed envelope will receive a participation ribbon. Construction plans (or a photocopy) must be placed.
- This includes original design rockets.
  - If a rocket kit has been modified structurally (Which must provide all necessary details to construct an original design rocket.), notations need to be given indicating the changes made, by markings the Rocket Exhibit Information Form and by placing notes in the plans. Such modifications require the rocket to be swing tested and documented to show a stable flight. Failure to test and document flight stability following modifications will result in two ribbon placing deductions. A different paint scheme, changes/reduction in decals, and other non-structural changes are not considered modifications and do not need to be documented.
  - One or more photographs of the rocket during construction and at the launch site are required: Photographs showing the rocket at the moment of ignition are preferred. Photographs must be mounted on one side of an 8 ½" x 11" page(s). There must be at least 1 page of photos and no more than 5 pages of photos. Include at least one photo showing rocket construction, preferably with the exhibitor included. Do not include photos of members catching their rockets as they return to earth. This is an unsafe practice, and we do not recommend or condone this practice. Pictures at the launch site are not required in the event of a burn ban.
- To exhibit in this division:
  - The rocket must have been flown unless a burn ban is in effect.
  - Support rods must not extend past the tip of the highest nosecone on the model. This reduces the likelihood of eye pokes. Support rods must remain in the upright position, 90 degrees to the display base, do not angle. Support rods may be angled if the rocket itself still remains in the upright position, for example, if engine tubes are slanted and the best form of support for the rocket is to use an angled support post. If the rocket is not perpendicular to the display base, the judge should deduct one ribbon placing. The exhibitor's name (or ID), county, and if applicable district, must be labeled on the base.
  - No model may be submitted on a launch pad
- Launches should not be conducted in winds above 20 mph and will constitute a disqualification of rocket exhibit.
- All rockets must have a safe method of recovery, e.g., parachute, streamer or tumble recovery. Any rocket without a recovery system will be disqualified.
- The altitude achieved by the rocket is to be determined using a method other than estimation. Examples of accepted methods include altimeter, computer software, range finders, etc. If additional space is needed to show calculations of how the altitude was achieved, one or more additional pages may be added to the rocketry information pack.
- Flight damage is to be documented by the participant on either the construction plans or an additional sheet of paper titled "flight damage" and marked on the 4-H Rocket Exhibit Information Form.
- The judging of flight damage is to be secondary to all other aspects of the model and only then may it even be considered. However, under no circumstance may flight damage be grounds for disqualification.
- Accidental Damage - Any damage to an entry while it is in the custody of the judges, assistant/superintendents, or extension staff must not be held against the exhibitor. For example escape towers being knocked off the top of rockets during transport (both the escape tower and rocket may still be judged). Such damage is to be reported and documented.
- Improvements – may be made to the exhibit prior to the Fair to improve the overall presentation of the exhibit while maintaining the major substance of the exhibit from the county fair. For example, a cooking entry of a cookie is re-prepared between a county and state fair, most likely using recommendations from the first judging, it's the same recipe just with improved technique.
- Engines and igniters, under any circumstance, ARE NOT Permitted with the exhibit and constitute an immediate disqualifications. If an engine becomes stuck, jammed, wedged, or in any other way permanently affixed in or to a rocket and cannot be removed from the rocket, the rocket will be subject to immediate disqualification. This is because it is not possible to make a full and immediate assessment of the safety of the rocket when it is being judged and safety is paramount. Engines may not be used as display stands hollowed out or otherwise. Engines used as a display stand will cause the exhibit to be subject to immediate disqualification. Rocket engines should not be used to join multi-stage rockets together.
- Multi-stage rockets can be displayed without having the stages connected together. In that case the final stage (the one with the nose cone) should be placed on the display stand, and other stages with a loop of string to the display stand.
  - The different stages must be included to complete the rocketry exhibit, incomplete exhibits will be deducted at least one ribbon placing.
  - Multi-stage rockets can be flown using just the final stage and be considered fully flown.
- If a safety violation is noted by the judges, superintendent, or other staff, the exhibitor's rocket, at the judge's discretion, may receive a reduced ribbon placement or disqualification. If deemed appropriate all information necessary will be given to the NAR and/or TRIPOLI for investigation and possible revocation of membership.

# 4-H AEROSPACE/ROCKETRY

## Construction Rules for ALL Rockets

These rules apply to how rockets are to be displayed at the fair and what those displays should and should not contain. These rules apply to all rockets displayed in the Engineering and Technology division.

- Rockets are to be properly assembled according to the assembly instructions.
- Beginner kits with prefabricated (molded plastic) fin assemblies and pre-finished rockets requiring no painting are not acceptable at the State Fair and will be disqualified. County fairs may consider different rules for junior members.
  - a. This rule does not apply to plastic fins that must be manually aligned and do not utilize a fin alignment mechanism, including, but not limited to fin alignment rings or spacing blocks.
  - b. This rule does not apply to fiberglass, Kevlar, composite, or wood fins; especially when used for “through-the-wall” fin attachment techniques that are common in larger rockets.
  - c. In addition, plastic parts for decorative and mechanical purposes (i.e. decorative nozzles and moving landing struts) are not considered fins and can consist of plastic. Decorative nozzles, etc. need to be securely fastened and not pose a safety hazard.
  - d. Fin assemblies that are printed using a 3D printer are excluded from this rule. However, detailed instructions on the creation of fin assemblies must be provided and an additional page of photos may be included to show the creation/printing of fin assemblies.
- Angles of fins must fall within a plus or minus 2 degree variation using an approved fin alignment guide (such as KSSTAC10). An official fin guide is available from <http://rocketry.engtech4ks.com/>
- Fins should be rounded or streamlined according to instructions. Additionally, other exposed fin edges can be rounded, unless the directions specifically say to leave the flat. Quality fin rounding, beyond that described in the instructions, should not result in a ribbon deduction.
- Fins and body tubes are to be sealed with filler, sanding sealer, and/or primer to eliminate the appearance of body grooves and wood grain.
- Fins and launch lugs are to be filleted to reduce drag and properly secure them to the model.
- Engine mounts are to be securely attached to the body tube.
- Any seams on plastic parts are to be sanded smooth.
- Body tubes/airframes/engine mounts can be made from suitable materials, including, but not limited to: reinforced paper, cardboard, phenolic resin, specialized polymer resins, fiberglass, Kevlar, or other suitable structural materials. However, foam may not be used for external body or other external rocket parts.
- The nose cone is to fit snugly but still allow for easy removal. If the shock cord frequently becomes stuck between the nosecone and body, it should be trimmed.
- Exhibits must be uniformly painted and smoothly finished or finished as per rocket instructions, and have decals applied smoothly. The rocket should be free of “runs,” “orange peel,” or “crackling” in the finish.
- Non-standard surfacing (such as textured paint) may be used if directed by the instructions, this includes scratch-built rockets.
- Models may not be judged based on their paint scheme (colors and placement on the rocket), except for rockets that fit the definition of a ‘scale model’ and are entered in the scale model class. All other rockets do not have to follow the suggested paint scheme, allowing the 4-H’er to display maximum creativity in the finishing of their rocket. Under no circumstances is the weight given to the paint scheme to be sufficient, by itself, to move a non-scale model from one ribbon placing to another.
- “Scale models,” exhibited in the scale mode class, may be judged based on their paint scheme. The judge may deduct up to one ribbon placing for not following the paint scheme in this class.
- Scale Model Rockets, exhibited in the scale model class are to be finished and completed with a majority (greater than 70%) of decals.

# 4-H AEROSPACE/ROCKETRY

## Model Rocketry Specific Guidelines (Ages 9 and older)

Model rockets are generally small-to-medium sized rockets that can be purchased at many hobby stores.

- Rockets classified as high or mid-powered may not be entered into this category.
- Each rocket must be able to stand freely by itself or be supported by a solid base, not to exceed 4-1/4" (four and one quarter inch) thick and 8" square. The exhibitor's name (or ID), county, if applicable district, and age must be labeled on the base. Rod materials should be sturdy, and not made of flimsy materials, such as coat hangers.
- If the model rocket is greater than 4 feet tall it can be displayed without a base or displayed parallel to the ground with up to 3 notched blocks not to exceed 4" in height width and depth. The exhibitor's name, county or district, and age must be labeled on the base(s).
- All exhibitors must comply with the NAR Model Rocket Safety Code that is in effect as of October 1st of the current 4-H year. However, in the event that there is a modification in this code, the Engineering and Technology Project Partnership Team may review and implement the modified code.

## Original Design Specific Rocket Guidelines (Ages 11 and older)

Scratch built or original design rockets allow youth to create their own rockets (model, mid, and high powered) in a safe manner that displays maximum craftsmanship.

- Original design rockets cannot be a modification of a pre-existing kit and must be of original design.
- Original design rockets must be designed by the exhibitor(s).
- Original design rockets must include detailed instructions, so that someone else could construct the original designed rocket just like a kit purchased at a store. Instructions can be as many pages as needed to convey full and complete construction techniques.
- Original design rocket instructions should not include copies of instructions in part or in whole from existing kits without crediting the source instructions. For example, "Fin alignment template from Estes Baby Bertha."
- For a rocket entered in the original design classes, describe in the summary how the rocket was tested for stability prior to flying. Swing testing of the rocket is required. Other tests and calculations are strongly encouraged. Exhibitors must include documentation of the swing test. Failure to swing test a rocket will result in a deduction of TWO ribbon placings.

## CLASS

### DIVISION A - KITS (AGES 7-13 YEARS) 9 YEARS + OF AGE QUALIFY FOR STATE FAIR

- 425301** Rocket made from kit. Include plans.  
**425302** Scale Model Rocket. Made from kit, includes plans.

### DIVISION B - SCRATCH BUILT (AGES 11-13 YEARS)

- 425303** Rocket designed by exhibitor: not merely a modification of an existing kit. Include original plans.  
**425304** Scale Model Rocket designed by exhibitor: not merely a modification of an existing kit. Include original plans and stability testing.

### DIVISION C - (AGES 14 YEARS AND OLDER)

- 425305** Rocket made from kit. Include plans.  
**425306** Rockets designed by exhibitor: not merely a modification of an existing kit, include original plans.  
**425307** Scale Model Rocket. Made from kit, includes plans.  
**425308** Scale Model Rocket designed by exhibitor, not merely a modification of an existing kit. Include original plans and stability testing. include plans.

### DIVISION D - TEAM BUILT (AGES 7 YEARS AND OLDER)

This class is designed to encourage teamwork among individuals and clubs to work on a rocket from the initial design to the finished product.

- 425309** Rocket designed by 2 or more exhibitors, not merely a modification of an existing kit. Include original plans and stability testing. include original plans.

# 4-H AEROSPACE/ROCKETRY

## Mid-power Rocketry (2x'D' to 'G' Engines) Guidelines:

Purpose: To allow for improved safety and judging of rockets that meet the requirements of 4-H mid-power rockets.

- Exhibitors must be at least 14 years of age by January 1 of the current year. This is to align with NAR certification guidelines.
- The rules for ALL categories apply.
- In addition to the information packet completed for all rockets, a high/mid power information form is to be completed and placed inside of the information packet. This may be downloaded from <http://rocketry.engtech4ks.com/>
- Exhibitors in this division must hold memberships in either NAR or Tripoli organizations.
- The NAR Model Rocket Safety code applies to the construction and launching of all rockets displayed in this division. As such all exhibitors must comply with the NAR Model Rocket Safety Code that is in effect as of October 1<sup>st</sup> of the current year. However, in the event that there is a modification in this code the Engineering and Technology Project Partnership Team review and implement the modified code.
- All rockets in this division are to be launched under adult supervision by the 4-H member who constructed the rocket.
- High power rockets as defined above ('H' or 'I' engines) may not be launched in this division.
- If according to Federal Aviation Regulations Part 101, a waiver is required to fly the rocket, a copy of that waiver is to be attached to the High-Power Information Form. In the case where the launch was a public event a substitute for a copy of the waiver is the Range Safety Officers (RSO's) contact information, launch location, and date.
- Mid- Power rockets may be displayed without a supporting stand. If a supporting stand is used, it is not to exceed 4-1/4" (four and one-quarter inch) thick and 8" square. The exhibitor's name (or ID), county, if applicable district, and age must be labeled on the base.

## CLASS

### DIVISION E - (AGES 14 YEARS AND OLDER)

**425310** Mid Power Rocket made from kit or original design. Include plans.

## High Power Rocketry ('H' or 'I' engines) Guidelines

To allow for improved safety and judging of rockets that meet the requirements of 4-H high power rockets.

- Exhibitors must be at least 14 years of age by January 1 of the current year. This is to align with NAR certification guidelines.
- The rules for ALL categories apply.
- In addition to the information packet completed for all rockets, a high-power information form is to be completed and placed inside of the information packet. This may be downloaded from <http://rocketry.engtech4ks.com/>.
- Exhibitors in this division must hold memberships in either NAR or Tripoli organizations.
- The NAR High Power Rocket Safety Code applies to the construction and launching of all rockets displayed in this division. As such all exhibitors must comply with the NAR High Power Rocket Safety Code that is in effect as of October 1<sup>st</sup> of the current 4-H year. However, in the event that there is a modification in this code the Engineering and Technology Project Partnership Team may review and implement the modified code.
- All rockets in this division are to be launched under adult supervision by the 4-H member who constructed the rocket.
- For rockets launched using an engine(s) that are 160.1 ('H' engine or equivalent amount of smaller engines) Newton's-seconds or larger, adult supervision must be provided by an individual having at least a level 1 high-power certification. The 4-H member should also hold or be attempting to attain their level 1 high power certification and should include supporting documentation of such (for example, a copy of Level 1 card is sufficient).
- If according to Federal Aviation Regulations Part 101, a waiver is required to fly the rocket, a copy of that waiver is to be attached to the High-Power Information Form. In the case where the launch was a public event a substitute for a copy of the waiver is the Range Safety Officers (RSO's) contact information, launch location, and date.
- High-power rockets may be displayed without a supporting stand. If a supporting stand is used, it is not to exceed 4-1/4" (four and one-quarter inch) thick and 8" square. The exhibitor's name, county or district, and age must be labeled on the base.

## CLASS

### DIVISION F - (AGES 14 YEARS AND OLDER)

**425311** High Power Rocket made from kit or original design. Include plans.

# ENGINEERING AND TECHNOLOGY AREAS ONLY - EDUCATIONAL EXHIBITS - POSTERS, NOTEBOOKS, AND EDUCATIONAL DISPLAYS

## Educational Exhibits Rules

- **This section serves for all Engineering and Technology project areas, including: Aerospace/Rocketry, Ag Mechanics Welding, Astronomy, Building Block Engineering, Computers, Robotics, and Uncrewed Aircraft Systems.**
- READ GENERAL RULES AND REGULATIONS
- For notebooks, display boards, and posters, no additional exhibit information is required; no manila envelope is needed for these exhibits.
- Exhibits are to have a clear link to the Engineering and Technology areas.
- Exhibits in posters, notebooks and display boards must contain substantial supporting educational materials.
- Educational display boards, posters and notebooks should be creative and showcase details about the knowledge learned in the project during the current 4-H year. Value is placed on youth who can demonstrate how their skills have increased while completing the project. Each exhibit will be judged on uniqueness, creativity, neatness, accuracy of material, knowledge gained, and content.
- Score sheets are available at
  - <http://rocketry.engtech4ks.com/>. For example, a rocket that may have crashed and/or is highly damaged may be made into an educational display or poster that tells a great story with many lessons learned.
  - Ag Mechanics Scoresheet - [https://www.kansas4-h.org/educational-experiences/fair-resources/kansas-state-fair/docs/2025/2025-ksf-scoresheets/2025\\_Ag-Mechanics-Welding\\_Score\\_Sheet.pdf](https://www.kansas4-h.org/educational-experiences/fair-resources/kansas-state-fair/docs/2025/2025-ksf-scoresheets/2025_Ag-Mechanics-Welding_Score_Sheet.pdf)
  - <http://astronomy.engtech4ks.com/>
  - <http://blocks.engtech4ks.com/>
  - <https://computers.engtech4ks.com/>
  - <http://robotics.engtech4ks.com/>
  - ET Posters Displays Notebooks Score Sheet All.pdf [https://www.kansas4-h.org/educational-experiences/fair-resources/kansas-state-fair/docs/2024/2024\\_ksf\\_scoresheets/ET%20Posters%20Displays%20Notebooks%20Score%20Sheet%20All.pdf](https://www.kansas4-h.org/educational-experiences/fair-resources/kansas-state-fair/docs/2024/2024_ksf_scoresheets/ET%20Posters%20Displays%20Notebooks%20Score%20Sheet%20All.pdf)
- For Building Block Engineering - Educational displays may use kits, and any interlocking bricks used must adhere to the other general rules set forth. Educational displays are to inform the audience about something, for example, the Titanic. They are not to be merely an entry of a kit. Entries of just kits in the educational division will be disqualified.
- Follow copyright laws, citing all sources of information in a standard notation Sources of information must be cited on the front of your exhibit, including all posters and educational display boards. Example citation: "Make a Star Finder" <https://spaceplace.nasa.gov/starfinder/en/>
- Educational displays are not to exceed a standard commercial 4' high X 3' wide X 2' deep. No card table exhibits will be allowed. Care should be taken to use durable materials that will withstand Fair conditions.
- Posters are limited to commercial 3' x 4' tri-fold display boards.
- "Construction Kits" that are part of educational displays must be contained in cases (tackle boxes, sealable containers, etc.) that may not be larger than 2' x 2' x 2' and must have a latch which securely keeps all components contained in the "Construction Kits". Other components are to adhere to appropriate dimensions as stated elsewhere.
- Educational Project notebooks must be organized in a 3-ring binder or similar book.
- Any three-dimensional poster or display board exhibits may not be thicker than 2 inches.
- Engines and igniters for rockets ARE NOT permitted with the exhibit and constitute an immediate disqualification. This is for safety reasons and includes both spent and live engines.
- The exhibitor's name (or ID), county, if applicable district, age, and year(s) in project must be tagged or labeled on the exhibit. Exhibit cards are not sufficient as they may be removed or repositioned for display. Failure to label an exhibit may result in one ribbon placing deduction.
- Exhibits should possess the following qualities (in no particular order): A central theme, what you want others to learn, be designed and constructed in a manner befitting the exhibit, and be something you are interested in.
- If a safety violation is noted by the judges, superintendent, or other staff, the exhibitor's exhibit, at the judge's discretion, may receive a reduced ribbon placing or disqualification.
- Poster, Notebook, and Display Board exhibits may be checked out for use in a Fair 4-H demonstration or 4-H illustrated talk with prior permission. For permission, check with the superintendent or Extension staff. The exhibit must be returned to display immediately after the demonstration/illustrated talk, or the exhibit will be disqualified. Exhibitors and/or their designees may not remove exhibits prior to the exhibit release time without the express consent of Extension staff. Any exhibit removed before release time without 4-H staff consent will be disqualified.

## CLASSES - 9 YEARS + OF AGE QUALIFY FOR STATE FAIR

### DIVISION A - JUNIORS (7-9 YEARS OF AGE)

425501. Educational Display

425502. Notebook

425503. Poster

### DIVISION B – INTERMEDIATE (10-13 YEARS OF AGE)

425504. Educational Display

425505. Notebook

425506. Poster

### DIVISION C - ADVANCED (14 YEARS OF AGE AND OLDER)

425507. Educational Display

425508. Notebook

425509. Poster

## 4-H AGRONOMY

4-H members in the Agronomy (Field Crops) project may exhibit grain, plants, a wheat variety plot display or a weed control exhibit to prepare an educational display representing their project. The purpose of these exhibits is to provide a positive learning experience for youth, evaluating the accomplishments of the member within the project in that particular program year. The crops exhibit at the Fair demonstrate to the public the benefits from the study and application of crop, weed, range and soil sciences to solving problems in management, conservation, sustainability and environmental protection.

- READ GENERAL RULES AND REGULATIONS
- Exhibits should be as mature as possible.
- Every entry must be identified by hybrid or variety name.
- All classes calling for a gallon sample may have a 2½ - 3 inch in diameter cylinder placed in a glass gallon container to reduce the amount of grain to three quarts.
- If variety is NOT stated where requested OR samples not tied where requested, ribbon placing will drop one placing.
- Hay samples should be approximately 15"x12"x6". Maximum thickness of 6" and minimum of 5". Hay samples should be tied with a "T". Wrap the twine horizontally around the hay and tie, then wrap vertically and tie like a gift package.

### WHEAT VARIETY PLOT DISPLAYS

The free-standing displays must not exceed the overall dimensions of 36" wide x 36" high x 18" deep (measured on the outside). Care should be taken to select durable materials that will withstand fair conditions. Displays must not require the use of electricity. If booth exceeds overall dimensions, ribbon placing will be dropped one place.

- These displays will have been planned and prepared by 4-H members enrolled in the wheat variety plot project.
- Members must include the varieties provided in the display, but may include more varieties, if desired.
- All displays will receive a purple, blue, red, or white ribbon. Purple and blue ribbon displays will be considered for additional recognition.

### Basis for Awards:

Educational Value 70 %

- Is the main idea of the display specific? Was the title or theme emphasized? Is the idea presented so clearly, so simply, so forcefully, that it will stop the casual observer? If the passerby stopped, did the display give the observer additional facts in a clear, concise way? For example, varietal differences in wheat, economic gains from the adoption of desirable practices, etc.

Quality of Display Material 30%

- Size, style and neatness of lettering, proportion of models and lettering balanced, workmanship, including handouts, if used, charts, models and lettering used effectively to teach ideas, colorful, artistic, neat and well balanced.

## CLASS

### 423401 WHEAT VARIETY PLOT DISPLAYS

### WEED CONTROL EXHIBIT

- Collect, identify, press, mount, and label a minimum of 15 weeds. Try to include their roots, stems, leaves and flowers. Three of the weeds must be noxious weeds preferably found in your home county. A standard 9"x12" scrapbook may be used to permanently mount your weed specimens. Identify the scrapbook with your name and county on the inside front cover.
- Prepare a list of the weeds mounted, showing common name, scientific name, and where it was found. Place the list in a specially identified section of the scrapbook.
- Collect and identify weed seeds found in crop seeds. Mount them for display purposes. Place them in a specially identified section of the scrapbook.
- Write a story on "How We Control Weeds on Our Farm" if you live on a farm. Other members write "How We Control Weeds at Home". The story should be about 300 words in length. It must show definite methods used to control weeds. Place the story in a specially identified section of the scrapbook.

## CLASS

**423501 Weed Control** - Exhibit consists of the four items above. Basis for Awards: Mounted weed collection: number of mounted specimens, completeness of individual mounts, correctness of identification and information, and neatness. Include record sheet of weeds. Records 50%; Weed seed collection and exhibit 30%; Story 20%

# 4-H AGRONOMY

## CLASS

- 423301** Wheat, 1 Gallon, any variety
- 423302** Other Crops: Barley, 1 Gallon, any variety
- 423303** Other Crops: Oats, 1 Gallon, any variety
- 423304** Soybeans, 1 Gallon any variety - Exhibit to consist of one gallon sample of seed, most recent harvest - variety must be named
- 423305** Soybeans - bundle of 5 plants - most recent harvest - variety must be named
- 423306** Sorghum: Hybrid Forage, Exhibit to consist of the entire plant; no roots, 5" bundle, tied.
- 423307** Sorghum: Hybrid Grain, ten head exhibit, hybrids must be named
- 423308** Sorghum: Other Forage, Exhibit to consist of the entire plant: no roots, 5" bundle, tied.
- 423309** Hay: Alfalfa Seed, 1 Gallon any sample
- 423310** Hay Alfalfa, exhibit to consist of one flake or slice from a rectangular bale or a 10 inch section cut from a round bale. The flake or slice should be approximately 6 inches in thickness and tied in two directions.
- 423311** Hay, Native Grass, 10 in flake or slice, 6 inches thick, and tied in two directions
- 423312** Hay, Cool Season Grass, 10 in flake or slice, 6 inches thick, and tied in two directions
- 423313** Other Crops: Brome Grass, 1 Gallon sample of seed.
- 423314** Other Crops: Other Tame Grasses, 1 Gallon sample of seed
- 423315** Corn, ten ears exhibit, white (Exhibit to consist of one-gallon sample. Variety must be named.)
- 423316** Corn, ten ears exhibit, yellow (Corn to be shown at a special date).
- 423317** Corn, white, 1 Gallon any variety– Exhibit to consist of one gallon sample of seed from most recent harvest.
- 423318** Corn, yellow, 1 Gallon any variety– Exhibit to consist of one gallon sample of seed from most recent harvest.
- 423319** Sunflowers - Confectionery heads - 3 heads must be submitted
- 423320** Sunflowers - Confectionery seeds in jar - 1 gallon jar must be submitted
- 423321** Sunflowers - Oil seed heads - 3 heads must be submitted
- 423322** Sunflowers - Oil seeds in jar - 1 gallon jar must be submitted
- 423323** Other Crops: Edible Field Beans, 1 Gallon Sample from most recent harvest
- 423324** Other Crops: Edible Field Beans, Bundle of 5 plants (with roots intact) from most recent harvest (Example- Lentils)
- 423325** Other Crops: Miscellaneous, Exhibit to consist of 1 Gallon Sample of Seed or 10 heads produced from the current year.
- 423326** Other: Cotton, Provide 10 open bolls, not plants. Place bolls in a bag that can breathe (not sealed plastic bag), so mold doesn't develop

## 4-H AG MECHANICS - WELDING

This project allows youth to explore areas of ag mechanics welding and metallurgy from repairing or repurposing existing items fabricating new ones. The intent is for this program to start with foundational areas, some of which youth may already have, and allow them to continue to build on this knowledge becoming more experienced.

- READ GENERAL RULES AND REGULATIONS
- 4-H members must be currently enrolled in the Kansas 4-H Ag Mechanics Welding project to exhibit in this division.
- Each exhibitor may enter one exhibit per class. Exhibits must have been constructed or repaired during the current 4-H year.
- Wheeled exhibits must utilize a braking mechanism which prevents the exhibit from freely rolling while on display.
- Exhibitors are responsible for providing sufficient braking or “chocks” for trailer or wheeled exhibits to ensure that the exhibits do not move once positioned. If using a wheel “chocking” mechanism, the two individual blocks should be connected together as a pair of chocks, so they do not become separated. At least one pair of chocks should be placed on each side of the trailer to prevent movement.
- For trailer exhibits, the tongue of the trailer should be equipped with a locking mechanism (e.g. padlock) to prevent the trailer from being moved by unauthorized individuals while on display. A key for the locking mechanism should be left with the superintendent or with Extension Staff and labeled with the exhibitor’s name, county, and phone number.
- Exhibits with downward swinging parts, such as tailgates, that could pose a fall/striking/crushing hazard should have a tamper resistant locking mechanism such as a “zip-tie” or a “cotter-key” through a release pin that would prevent the swinging part from being accidentally released and falling on someone.
- Each exhibit must be free-standing or sufficiently supported by an exhibitor supplied support system that is moveable and is part of the total dimensions and weight of the exhibit. Exhibit display boards should have a portable and moveable base and examples should be firmly affixed to the board to ensure all parts of the display stay together. No exhibits may be staked to the ground for display.
- Top heavy items should be braced or placed in a stand sufficient to prevent them from toppling over while on display.
- No sealed vessels are allowed. All vessels must be properly vented, for example, a water tank with a fill cap, or a drilled hole for empty chambers that allows pressure to equalize. Exhibits not properly vented will be disqualified.
- Tanks are to be triple rinsed, dried and free of all liquid residue.
- As exhibitors build their exhibits, appropriate PPE (Personal Protection Equipment) is required.
- Exhibits may not be bound, affixed, attached to the Fair buildings, except by the superintendent, Fair Staff, or Extension Staff.
- Painting or spot painting is not allowed on projects after arrival on fairgrounds. If wet paint is detected by judges or superintendents one ribbon placing will be deducted.
- Repair projects having adequate original finish need not be repainted.
- Cutting surfaces, such as blades, are to have a protective covering over them to prevent injury. The covering should be easily removed and reinstalled for judging. Foam “pool noodles” and multiple layers of cardboard are acceptable.
- Display cases for small exhibits are acceptable and must be easily opened so the item can be removed and examined as part of judging.
- Exhibits that include weaponry of any kind will be disqualified. Weaponry is defined as any instrument, possession, or creation, physical and/or electrical that is intended to be used to inflict damage and/or harm to individuals, animal life, and/or property.
- Trailers and large exhibits (larger than 5 feet in any dimension) may be displayed outside. Exhibitors with such exhibits are to contact the Extension office to arrange placement time and location.
- If the exhibit is powered by flammable liquids (gas, propane, kerosene, etc.) the fuel tank and fuel system should be drained and allowed to dry, to avoid spills and potential fires.
- Electric powered (battery, corded, solar, or alternative energy) exhibits should have a primary shutoff or disconnect switch.
- If a safety violation is noted by the judges, superintendent, or other staff, the exhibitor’s exhibit, at the judge’s discretion, may receive a reduced ribbon placement or disqualification.
- The exhibitor’s name (or ID), county, if applicable district must be tagged or labeled on the display.
- Each exhibitor is required to complete the “4-H Ag Mechanics Welding Exhibit Information Form” for each exhibit, except for display boards, which is available through your local K-State Extension office or at <http://welding.engtech4ks.com/>. This form must be attached to the outside of a 10” x 13” manila envelope. Do not tie the envelope to the exhibit. All revisions of all forms previously released for the division dated prior to current year are void for use and new forms must be obtained and used that are dated by the State 4-H Office for the current year.
- Each exhibit information packet should include the following items: Bill of materials for the project with associated costs shall be provided. Scrap items used may be listed as having a \$0.00 cost. 1 to 5 pages of photos showing work on the exhibit, preferably from a beginning state to final or completed state. If applicable, schematics or working drawings relating to the creation or repair must be provided. This requirement is not required for display boards. If appropriate operating instructions.

## 4-H AG MECHANICS - WELDING

- For the State Fair, the 4-H member can include a video showcasing the project as well as a walkthrough of any project mechanics. Videos with an accompanying release form (include link) signed by the exhibitor's parent or guardian may be displayed at the State Fair in the Engineering & Technology exhibit area. The video must not be more than 8 minutes long and should be included on the USB drive. "NEW" – Videos for the Kansas State Fair, may be uploaded to a video sharing site, such as YouTube, instead of being placed on the USB drive. The video should be set as "private" so only those with the link are able to view it. The link should be written on the video form for judges to review. Capitalization in URLs matters, incorrect URLs may result in a ribbon place deduction.
- FOR STAFFORD COUNTY FAIR: Additionally, exhibitors may create an optional video (not required) about their project showing its operation and the work they have done. This allows judges to get a better understanding of the exhibit and allows the youth the opportunity to fully demonstrate their exhibit. The video should be no longer than 8 minutes and should be placed on a USB drive or micro/SD card or, if desired, uploaded as to YouTube as an unlisted video and a link to that video included in a file titled "VideoLink" or printed on a separate sheet of paper.

### CLASS

**Junior Division (Ages 7-9 years)** This level is designed for youth with little to no exposure in the project area so that they can gain an understanding of basic principles and methods in the given area. Note: State Fair Qualified 9+ years

- 424901** Welding Display Board. A 3' x 3' display board with different pieces of metal attached illustrating different types of welds, each weld being labeled.
- 424902** Welding Ag Repair. Repair of ag equipment with welding. 49
- 424903** Welding Ag Fabrication. Creation of new ag equipment with welding.
- 424904** Welding General Repair. Repair of non-ag equipment with welding.
- 424905** Welding General Fabrication. Creation of non-ag equipment with welding.

## 4-H AG MECHANICS WELDING

- 424906** Welding Artistic Fabrication. Creation of artistic or interpretive pieces with welding.
- 424907** Other Metalwork
- 424908** Smithing Display Board. A 3' x 3' display board with different pieces of forged metal attached illustrating different forms, each form being labeled.
- 424909** Smithing. A design forged with at least one formed element (twists or spirals for example).

**Intermediate Division (Ages 10-13 years)** This level is designed for youth some experience in the project area allowing them to expand on common principles and methods in the given area.

- 424911** Welding Ag Repair. Repair of ag equipment with welding.
- 424910** Welding Ag Fabrication. Creation of new ag equipment with welding.
- 424912** Welding General Repair. Repair of non-ag equipment with welding.
- 424913** Welding General Fabrication. Creation of non-ag equipment with welding.
- 424914** Welding Artistic Fabrication. Creation of artistic or interpretive pieces with welding.
- 424915** Other Metalwork
- 424916** Smithing. A design forged with at least two different formed elements (twists and spirals for example).

**Senior Division (Ages 14 years and up)** This level is designed for youth with vast experience in the project area allowing them to master common principles and methods and expand on advanced techniques in the given area.

- 424917** Welding Ag Repair. Repair of ag equipment with welding.
- 424918** Welding Ag Fabrication. Creation of new ag equipment with welding.
- 424919** Welding General Repair. Repair of non-ag equipment with welding.
- 424920** Welding General Fabrication. Creation of non-ag equipment with welding.
- 424921** Welding Artistic Fabrication. Creation of artistic or interpretive pieces with welding.
- 424922** Other Metalwork
- 424923** Smithing. A design forged with at least three different formed elements (twists, spirals and bulbs for example).

## 4-H ASTRONOMY

This Engineering and Technology exhibit area is designed to provide youth with the opportunity to explore space through telescopes, research, and observation.

- The 4-H member must be currently enrolled in the 4-H Astronomy project to exhibit in this division.
- Exhibits must have been completed during the current 4-H year.
- Telescopes entered in this division may be built from a kit or by original design. Radio telescopes are acceptable entries in this category. Pre-finished telescopes, which require no construction are not acceptable exhibits.
- Telescopes are limited to no more than six feet in length. They must be placed on a stationary stand that does not allow the telescope to roll and/or fall over. The stand cannot extend past two feet in length or width.
- Each telescope exhibit must include a "4-H Astronomy Exhibit Information Form," which is available through your local K-State Extension office or at <https://www.engtech4ks.com/astronomy/>. This form must be attached to the outside of a 10" x 13" manila envelope. Do not tie the envelope to the exhibit. All revisions of forms previously released for the Engineering & Technology division dated prior to current year are void for use and new forms must be obtained and used that are dated by the Kansas State 4-H Office for the current year. You must also include construction plans (or a photocopy) for the telescope and place it inside the manila envelope.
- At least two photographs showing telescope construction and operation are required. Photographs should be mounted on one side of an 8 ½" x 11" page. A brief caption should accompany each photograph. Place photos in the 10" x 13" manila envelope. Up to 10 pages of pictures can be included.
- The telescope must be properly assembled and painted with a smooth and uniform finish.
- Telescopes designed by the exhibitor must be original, not a modification of an existing kit.
- Exhibitor's name (or ID), county, if applicable district, age, and year(s) in project must be tagged or labeled on the telescope.
- If a safety violation is noted by the judges, superintendent, or other staff, the exhibitor's exhibit, at the judge's discretion, may receive a reduced ribbon placement or disqualification.
- For the State Fair, the 4-H Member can include a video showcasing their project as well as a walkthrough of any project mechanics.
  - Videos with an accompanying release form signed by the exhibitor's parent or guardian may be displayed at the state fair in the Engineering and Technology exhibit area.
  - The video must not be more than 8 minutes long and should be included on a USB drive.
  - "NEW" – Videos for the Kansas State Fair may be uploaded to a video sharing site, such as YouTube, instead of being placed on the USB drive. The video should be set as "private", so only those with the link are able to view it. The link should be written on the video form for judges to review. Capitalization in URLs matter, incorrect URLs may result in a ribbon place deduction.
- FOR COUNTY FAIRS with consultation judging, it is recommended that the video elements be waived in favor of talking with the exhibitor.

### CLASS

**425001** Telescope made from kit.

**425002** Telescope made from original design.

## 4-H BUILDING BLOCK ENGINEERING

The BBE exhibit area focuses on using architectural blocks (“Legos”) to construct dioramas. This project allows youth to explore architectural design in a three dimensional space. The intent for this program is to allow youth to explore the construct and gain knowledge through interaction with a common toy. This division is not intended for youth wishing to exhibit constructed kits. Kits and non-diorama displays should not be displayed in this division.

- 4-H members must be currently enrolled in the Kansas 4-H Building Block Engineering project to exhibit in this division.
- Each exhibitor may enter one exhibit.
- Counties are limited to FOUR exhibits to the state fair to insure sufficient space for all exhibitors.
- Total exhibit dimensions may not exceed 2 feet high, by 2 feet wide, by 2 feet deep.
- The minimum exhibit dimensions must be at least 6 inches wide and deep.
- All exhibits should be placed in a sturdy see-through enclosure with a top, bottom, and 4 sides. A ‘clear’ tub turned upside down with the exhibit placed on the lid would be an acceptable enclosure. It may be desirable to place a cutting board or other hard surface between the lid and base plate of the exhibit to make it more sturdy. This is to keep exhibit components from being “scattered to parts unknown” at the fair. The outer dimensions of the enclosure do not count towards the total exhibit dimensions but should not be excessive. The entire exhibit should fit in the display enclosure so the enclosure does not smash into the exhibit during movement. Cases are to be removable and should not be bolted down, glued, or sealed in any way that prevents judges from touching the actual display. (Locking handles and snap shut lids are fine.)
- All components used in construction should be dust and hair free, clean, free of chips, scuffs, cracks, or broken blocks
- Gaps or cracks should not be visible between assembled blocks unless they fit with the story, for example an earthquake
- The primary building component should be interlocking blocks, commonly referred to by the brand name of Lego®
- Other components can be integrated into dioramas to illustrate architectural aspects that may be difficult to convey with traditional interlocking blocks, for example marbles for small round objects
- The use of existing “store bought” sets for major elements of the display is not allowed. Use of figurines from sets is allowed as is using individual bricks or small sub-assemblies to create something different than the set it came from. For example a car hood or front end from a car kit could be used in a “car museum,” just not the entire car. The intent of this is to ensure fairness among exhibitors and encourage maximum creativity instead of just following a set of plans.
- Dioramas should be suitably complex and have multiple elements. They can be of buildings (inside/outside), natural spaces, imaginative/fictional areas, compartments of vehicles, logic puzzles, about anything you can think of that’s not a picture or artwork. For example, a camp site that has a log cabin, a tree fort, and a car.
- Weapons are not prohibited in dioramas. Scenes depicting battles, like you would find in museums, are acceptable exhibits. However, blood and “gore” is not to be added and will result in a ribbon place deduction.
- Dioramas should be suitably complex and have multiple elements, for example, a camp site that has a log cabin, a tree fort, and a car.
- All dioramas should have a story, which is part of the information pack, that describes what is happening in the diorama; this can be as simple (the nursery rhyme “Jack and Jill” for example) or complex as needed to explain to someone looking at the exhibit what is happening.
- Vehicles that are intended to stay in a single place should be affixed to base plates with sticky tack, hot glue, or other method
- Mechanical enhancements or motion elements that add motion to the diorama are acceptable and encouraged. For example, marry-go-rounds, doors, elevators, gears, marbles going down a channel, flapping wings, animatronics, etc. If included judges should be able to use them and instructions should be provided for operation either in the story or on a separate page.
- Artistic designs, for example recreating paintings like the “Mona Lisa” or “Stary Nights” and structures like “David” are not permitted as exhibits and one ribbon placing should be deducted. These exhibits should be displayed in Visual Arts.
- The exhibitor’s name (or ID), county, if applicable district, must be tagged or labeled on the display. Additionally, the display case should have the exhibitor’s information attached to both the lid (base) and clear container (covering) as well, as the case may be separated from the display.
- Entry of either a packet without an accompanying exhibit or an exhibit without a packet is not a sufficient exhibit.
- Each exhibitor is required to complete the “4-H Building Block Engineering Exhibit Information Form” which is available through the Extension office or at <http://blocks.engtech4ks.com/>. This form must be attached to the outside of a 10” x 13” manila envelope. Do not tie the envelope to the exhibit. All revisions of forms previously released for the division dated prior to current year are void for use and new forms must be obtained and used that are dated by the Kansas State 4-H Office for the current year.
- Each exhibit information packet should include the following items: 1 to 5 pages of photos showing work on the exhibit, preferably from a beginning state to final or completed state. Final pictures help in determining where a part might go in case something comes loose. If appropriate operating instructions for mechanical portions of the diorama.

## 4-H BUILDING BLOCK ENGINEERING

- For the State Fair, the 4-H member must include a video telling the story of their project as well as a walkthrough of any project mechanics. Videos with an accompanying release form signed by the exhibitor's parent or guardian may be displayed as the State Fair in the Engineering & Technology exhibit area. The video must not be more than 8 minutes long and should be included on the USB Drive. "NEW" – Videos for the Kansas State Fair, may be uploaded to a video sharing site, such as YouTube, instead of being placed on the USB drive. The video should be set as "private" so only those with the link are able to view it. The link should be written on the video form for judges to review. Capitalization in URLs matters, incorrect URLs may result in a ribbon place deduction.
- FOR COUNTY FAIRS with consultation judging, it is recommended that the video elements be waived in favor of talking with the exhibitor.

### CLASS

**425601** Junior Division (Ages 7 - 9 years) Interlocking brick diorama built from scratch

**425602** Intermediate Division (Ages 10 - 13 years) Interlocking brick diorama built from scratch

**425603** Senior Division (Ages 14 years and older) Advanced Interlocking brick diorama built from scratch

## 4-H COMMUNICATIONS

(Demonstration/Illustrated Talk, Project Talk, Poetry and Prose) Youth will learn to interpret verbal and nonverbal information, develop effective public speaking skills, enhance written and spoken communication, defend a point, design a presentation, bring a reading to life and much more!

- Demonstrations or illustrated talks may be individual or team (2 people) presentations. Project Talks and Public Speaking are individual presentations.
- Stage schedule for presentations will be made on requested date and time and subject to the number of requests and available time.
- The presentation should be of sufficient length to cover the topic adequately, three minutes minimum and 15 minutes maximum (poetry and prose 10 minute maximum).
- Each stage will be equipped with two tables, two easels, two microphones, a projector, a screen, and one 110-volt electrical power strip. 4-H members are encouraged to use technology when it enhances the presentation. Presenters should bring a computer that will work with an HDMI cord. No range, microwave or refrigerator is available in the demonstration areas. If extension cords are needed, participants need to bring them. PRESENTATIONS NEED TO HAVE THE PRESENTATION ON A FLASH DRIVE OR SAVED ON THEIR COMPUTER. DO NOT RELY ON A WEB-BASED PLATFORM.
- Participants are encouraged to arrive 15 minutes before their presentation.
- The use and inclusion of specific brand names for educational purposes does not imply endorsement or refusal by the Department of 4-H Youth Development, Kansas State University Extension, or the State of Kansas.
- A project talk should talk about a specific project and experience in the project. Visuals may be used. Project Talks entries are for youth ages 9-12.
- A demonstration shows a step-by-step procedure and explains why each step is essential to develop a particular skill or task. An illustrated talk incorporates the use of visual aids (posters, technology supplies, equipment, etc.) that describes the process of the topic being discussed. Demonstrations and Illustrated Talks entries are for Youth ages 9-18.
- Poetry or Prose should be a piece of literature either Dramatic, Interpretative, Humorous, or other type of reading that follows the 4-H Code of Conduct (pieces should be edited for appropriate language and content if necessary). The participant may read from a script or have the piece memorized. The title and author of the selection should be noted within the presentation. Poetry and Prose entries are for ages 9-18. Public Speaking is for ages 14 and older.
- Public Speaking is the skill of writing and delivering a persuasive, entertaining, informational, or inspiring speech on a given topic. Visuals should be used only if they make the speech more effective and should not distract from it.
- New as of 2025, a Public Speaking Class. All Public Speeches at the State Fair will be on the assigned topic, regardless of the topic you qualified for at the local level.
- Shooting sports related entries must inform State Office of entry to meet safety requirements. They should follow Kansas State Law regarding firearms listed in the General Rules section of this Fair Book.
- If you bring small animals for a demonstration, you must remove the animal when you leave the fair building. Animals are not allowed to be left unattended. Per Kansas State Fair rules: No dogs, cats, or other pets, except for Service Animals shall be permitted on the fairgrounds proper (inside the fence).

### CLASS

- 429001** Demonstration (Individual or Team of Two)
- 429002** Illustrated Talk (Individual or Team of Two)
- 429003** Project talk (Individual)
- 429004** Public Speaking (Individual) State Fair qualified for years 14 and older
- 429005** Poetry or Prose
- 429006** Music or Dance Performance (no State Fair class offered)

## 4-H COMPUTER SCIENCE

The Kansas 4-H Computer Science portion of the computer project is designed to allow 4-H members to explore how information is moved from one part of the computer to the other; how information is moved between two or more computer systems (networking); how information is stored; or how information is acted on (programming).

- Any item which IS NOT a notebook, display board, or poster displayed in this class is considered a “computer system” exhibit and MUST follow the rules set forth below.
- The actual construction of computer hardware (For example, building a computer, which would include computer components plugged into a motherboard, discrete circuitry soldered on a printed circuit board, or wire-wrapped circuitry) will be entered in the Electronics Division, except for exhibits entered in the Microcontroller or microcomputer application class.
- If a safety violation is noted by the judges, superintendent, or other staff, the exhibitor’s exhibit, at the judge’s discretion, may receive a reduced ribbon placement or disqualification. A safety violation could include Malware, a virus, or any similar program that potentially is harmful.

### Exhibit Requirements

- All exhibits in the Computer Science division must be entered on a USB drive containing all supporting documents as listed below for each class.
  - The USB drive should be included in a manila envelope with the Computer Exhibit Form (found at <https://computers.engtech4ks.com> or your local extension office) attached to the front.
  - The USB drive should be labeled with the 4-H member’s name or ID and county.
- Source code must be included on the USB drive for all computer programming projects coded by the 4-H member. This could include a .txt file, python Script (.py), Scratch URL, etc. Failure to include the source code will result in one ribbon deduction.
- Each exhibit must include written operating instructions, including how to locate, run, and use the project. Operating instructions should be printed and placed in the manila envelope and included digitally on the USB drive.
- Each exhibit must be accompanied by a typed requirements document included on the USB drive. See [<https://computers.engtech4ks.com/>] for a template that can be used for documenting requirements.
  - The requirements document should be started at the beginning of the project. It will include a list of goals and requirements that the 4-H member wants to include or achieve in their final project.
  - The project requirements section is formatted as a checklist, with the 4-Her checking off what they accomplished, making adjustments throughout their work on the project as needed.
  - Flow charts, designs, or other diagrams may be included for computer programs to show the logical flow of the program as needed.
- For coded computer programs, screenshots of the program will be displayed digitally at the state fair. A display screenshot must be included electronically on the USB drive. For county fairs, it is recommended to print screenshots for display at fairs that don’t have electronic displays available.
- All electric components of micro controlled devices must be adequately covered or concealed with a protective enclosure, specifically circuit board. Paper is NOT considered an adequate enclosure or covering for electrical components.
- For the State Fair, the 4-H Member must include a video showcasing how to open and run the project as well as a walkthrough of any project mechanics.
  - Videos with an accompanying release form (<http://computers.engtech4ks.com/>) signed by the exhibitor’s parent or guardian may be displayed at the state fair in the Engineering and Technology exhibit area.
  - The video must not be more than 8 minutes long and should be included on the USB drive.
  - “NEW” – Videos for the Kansas State Fair, may be uploaded to a video sharing site, such as YouTube, instead of being placed on the USB drive. The video should be set as “private” so only those with the link are able to view it. The link should be written on the video form for judges to review. Capitalization in URLs matters; incorrect URLs may result in a ribbon place deduction.
- FOR COUNTY FAIRS with consultation judging, it is recommended that the video elements be waived in favor of talking with the exhibitor.

### Judging

- The Fair Judge(s) in the computer system division will have a physical computer with the following minimum configuration to test exhibits with and view files: Microsoft Windows® 11, Microsoft Office® 365 (Excel, Power Point, & Word) c. Microsoft Visual Studio®, Microsoft Edge Browser®, Mozilla Firefox® Browser, Google Chrome® Browser, Adobe Acrobat Reader®, Apache Open Office®, or Scratch Desktop editor (offline version)
- Judging of micro controlled devices is based on the code, not the hardware.
- Judging will be based on a score sheet that can be found at <http://computers.engtech4ks.com/>. There are three (3) areas each exhibit will be judged on. They are: Requirements document, Operating Instructions, and Functionality (how well did the project meet project objectives)

### CLASS

- 425101** Computer program, application, app, script, or coded system that is new and unique (not merely a file run in a program, such as a ‘word document’ or a picture drawn in ‘Microsoft Paint’).
- 425102** Coded website built entirely by the 4-H Member (not using a pre-made template generator such as Wix or Squarespace). Items in this class could be coded in HTML, CSS, Javascript, Wordpress, or other web-based programming languages or platforms
- 425103** Microcontroller or microcomputer application - a small circuit board that is programmed to accomplish a specific task (projects built and programmed using Raspberry Pi, Arduino, etc.)

# 4-H ELECTRIC AND RENEWABLE ENERGY

In Electric/Electronics and Renewable Energy, you will have the opportunity to explore the project areas and share what you have learned.

- Each Electronics & Renewable Energy exhibit must include a "4-H Electronics & Renewable Energy Information Form," which is available through your local K-State Extension Office or at <http://electric.engtech4ks.com/>. This form must be attached to the outside of a 10" X 13" manila envelope. You must also include a wiring diagram or schematic. Place them inside the manila envelope. For notebooks, display boards, and posters, no additional exhibit information is required; no manila envelope is needed for these exhibits.
- Items that have been in use should be cleaned for exhibit.
- All electrical exhibits' wiring and connections must be accessible for examination by the judges. Sealed exhibits that cannot be opened for inspection are not acceptable.
- Lithium batteries must be accessible or removable in exhibits for safety purposes. The exhibit cannot contain a locked compartment housing a lithium battery.
- The National Electric Code (NEC) will apply for judging.
- A sheet of operating instructions must be furnished and included in the manila envelope for any exhibit that is not self-explanatory.
- Projects (classes 414001, 414002, and 414003) must be operable using only 110 or 120V AC or battery power. If battery power is required, batteries must be furnished.
- Any project with a complexity of size or electronics must have (a) instructions for assembly and use and (b) if it requires special test equipment beyond a screwdriver or multimeter, it should be available at the time of judging for actual testing of the exhibit.
- No hand dipped solder may be used on exhibits.
- If a safety violation is noted by the judges, superintendent, or other staff, the exhibitor's exhibit, at the judge's discretion, may receive a reduced ribbon placement or disqualification.

## CLASS

- 414001 AC Electric:** Electric projects with a 110 or 120 V alternating current (AC) power source. Some project examples are household wiring demonstrations, small appliances extension cords, trouble lights, indoor or outdoor wiring boards, or shop lights. Projects may be a restoration or original construction. The project must be operational and meet minimum safety standards. AC projects must be 110/120 V, no 240 V exhibits are allowed, and must be constructed such that the judges have wiring access to examine the quality and safety of workmanship.
- 414002 DC Electric:** Electric projects with a battery or direct current power source. This class includes electric kits or original projects. This class also includes demonstration DC powered project. Examples include: wiring two-way or three-way switches, difference between series/parallel lighting circuits or wiring doorbells switches. All DC electric projects must include batteries supplied by the 4-H member. Projects must be constructed such that the judges have access to examine the quality of wiring workmanship.
- 414003 Electronic:** Electronic projects with a battery or direct current power source. This class includes electronic kits or original projects. Examples include radios, telephones, toy robots, light meters, security systems, etc. They may be constructed using printed circuit board, wire wrap, or breadboard techniques. Include instruction/assembly manual if the exhibit is from a kit. Include plans if an original project. Projects must be constructed such that the judges have access to examine the quality of wiring workmanship.
- 414004 Educational Displays and Exhibits:** The purpose of the educational display and exhibit is to educate the viewer about a specific area of the 4-H electrical or electronics project. The display or exhibit should illustrate one basic idea. This class includes any educational displays, exhibits or science fair type projects which DO NOT have a power source, i.e. exhibits, posters or displays of wire types, conduit types, electrical safety, tool or motor parts identification or electrical terminology. Educational displays and exhibits must be legible from a distance of four feet, using a maximum tri-fold size of 3' x 4'.

**Alternative Energy** (A form of energy derived from a natural source, such as the sun, geothermal, wind, tides or waves) All exhibits in this division are limited in size to standard, tri-fold, display boards (36" X 48") and items may not extend beyond 12" from the back board. All displays must be self-standing.

## CLASS

**EDUCATIONAL DISPLAY:** Create an exhibit that addresses a focused topic related to power generated from a renewable energy source. The purpose of the exhibit is to inform and create awareness.

- 414201** Junior
- 414202** Intermediate
- 414203** Senior

**414204** EXPERIMENT: Display an experiment addressing a problem or question related to power generated from a renewable energy source. Include hypothesis, background research, variables, a control, data, findings, conclusions and recommendations for future study.

## 4-H ENTOMOLOGY

If you've ever chased butterflies, caught a ladybug for a closer look, or planted a pollinator garden, the entomology project may be a great fit. You'll learn the anatomy of insects; the importance of pollinators, make an insect net; and possibly create an insect collection. Later, you'll study how insects move, learn about insecticides and explore insect behavior.

### Insect Collection Rules:

- All entries should be submitted in an 18 x 24 x 3.5-inch wooden display box with a clear plastic top (such as Plexiglas). Boxes can be handmade or purchased as long as they are of the correct size. Box instructions and plans.
- 4-Hers may choose to use one of two taxonomies:
  - Option A: As printed in "Insects in Kansas" book, or
  - Option B: As printed on the "Insects in Kansas Book: 2016 Revised Taxonomy," which follows [www.bugguide.net](http://www.bugguide.net).
- Each exhibitor is required to identify each box with two identification labels bearing Exhibitor's name, county or district, the collection class 4-H'er is enrolled in and statement of taxonomy used. One label goes in the upper left corner of the box (inside) and the other on the lower right corner of the box (outside). Arrange specimens in the box so the box can be displayed lengthwise.
- The number of orders, specimens (and families where required) must be included on both of the exhibitor's box identification labels. Only one adult insect per species can be used in the Collection Boxes and Notebook Classes, unless labeled as male or female and correctly identified.
- Arrange specimens in groups or rows parallel to the short sides of the box. Specimens are to be arranged by Order in the box, then Family where required.
- Two labels should be centered on the pin beneath each specimen. First (closest to the specimen) is the common name label and the second label should include date/locality. Full county name and state abbreviation should be on the second label. Collector's name (or host) on the date/locality label is optional.
- The specimens should be collected by the exhibitor and should focus on Kansas insects. Insects may be collected from one county into bordering states and labeled accordingly. Please refer to "Entomology Collection Exhibit Resource" for full details on out-of-state insects in collections.
- Only specimens of the class should be included.
- Purchased insects are not to be exhibited in collections, but they may be used in educational displays.
- Specimens of soft bodied insects such as aphids, lice, termites, etc. should be exhibited in alcohol filled vials; however, the use of alcohol filled vials should be limited to only those specimens that lose their shape when pinned, since the vials pose a significant hazard to the rest of the collection if they become loose in transit.
- Any major violation of rules will result in the exhibit being dropped one ribbon placing. Examples would include, but are not limited to: incorrect display box size, missing paperwork, feet on display boxes, no special project in notebooks, etc.

### Notebook Rules:

- Individual entries are to be placed for display in a three-ring notebook for competition.
- 4-Hers who have been previously enrolled in or are currently enrolled in the other phases of the Entomology project need to start with the Beginning Phase of Entomology Notebooks, not the introductory phase.
- Each exhibitor is required to identify the notebook by placing a Title Page in the front of the notebook bearing the exhibitors name, county or district and class 4-H'er is enrolled in and statement of taxonomy used:
  - Option A: "Insects in Kansas" book, or
  - Option B: "Insects in Kansas Book: 2016 Revised Taxonomy," which follows <https://bugguide.net/node/view/15740> .

The number of orders, specimens and families (required in Intermediate and Advanced classes) must also be included on the Title Page.

- Specimen pages should be grouped according to order and should include one page per species. If more than one insect is in the photo, an arrow to indicate identified insect should be used.
- Date, common name, full county name and state abbreviation should be included for each species. Collector's name on the specimen page is optional.
- Specimen pages should have two different views of the insect if possible. If pictures are taken on different dates/localities, include information for both.
- A statement describing the habitat where found/host plant may be included and is encouraged and will be worth a bonus 10 points total, not per page. For Intermediate and Advanced notebooks, this is strongly encouraged.
- A divider page is to be placed in front of each order of insects with the order name printed on the tab for the page as well on the front of the divider page.
- For the Intermediate and Advanced classes, insects are also to be grouped by family behind each order divider.
- If the exhibitor has been in the same class for more than one year, a separate sheet of paper needs to be added stating how many years the exhibitor has been in this class of the project and what the exhibitor did this year to improve their notebook. Place the paper just behind the Title Page in the front of the notebook.
- A special project must be completed each year and included in the notebook. See project guideline materials for specifications.
- Any major violation of rules will result in the exhibit being dropped one ribbon placing. Examples would include, but are not limited to: incorrect display box size, missing paper work, feet on display boxes, no special project in notebooks, etc.

## 4-H ENTOMOLOGY

- After the first year in Entomology, all 4-H members need to add an 8 ½ by 11-inch sheet of paper to their collection that states what they did to improve their collection for the current year. This should include how many new insects were added to the display box (please list), how many insects were replaced in the display box (please list), and number of new orders and/or families were added to the display box. Other optional things that could be included are number of insects caught for the year, number of new Orders added this year, number of talks and/or demonstrations given, activities participated in, leadership roles, etc. This paper should be taped to the upper left corner on the front of your display box.
- The following insects are listed as Threatened or Endangered by the Fish and Wildlife Service. Because of this, no specimens of the below species may be caught or displayed in insect collections or educational displays. If specimens of these species are included in collections or educational displays, it will be counted as a major violation. Any major violation of rules will result in the exhibit being dropped one ribbon placing. Please refer to [www.kanas4-h.org](http://www.kanas4-h.org) on the Entomology project page for more information.
- American Burying Beetle (*Nicrophorus americanus*), Monarch Butterfly (*Danaus plexippus*), Eastern Regal Fritillary Butterfly (*Argynnis idalia idalia* or *Speyeria idalia*), Western Regal Fritillary Butterfly (*Argynnis idalia occidentalis* or *Speyeria occidentalis*), Great Spangled Fritillary (*Speyeria cybele*)
  - Threatened or endangered species cannot be displayed in collections, BUT pictures are allowed. Pictures must be of the live species. Youth cannot kill the insects to take pictures or damage the habitat.
- A minimum of 10 new specimens must be added and/or replaced each year.
- Do not put the spindle-shaped bag of a Bagworm in your collections (as a female example of the species.) These bags must be cut open to determine if the caterpillar inside is a male or female. Opening the box to confirm the ID correctness could pose a significant risk to the collection.
- As outlined in the General Rules of the Kansas State Fair 4-H Exhibitor Handbook, "Exhibits at the Kansas State Fair are entered and displayed at the risk of the exhibitor." For projects displayed in box-style exhibits—such as Entomology or Geology—that must be opened for judging, exhibitors may choose to include a closure mechanism on the box. While closures are not required, their use will not result in a ribbon deduction. Acceptable options include Velcro strips or hook-style fasteners. Closures should not interfere with the box's ability to be displayed on a shelf and must not be lockable.

### Notebook Rules:

- Individual entries are to be placed for display in a three-ring notebook for competition. For the Intermediate and Advanced level, two notebooks may be used. A Title Page must be placed in the front of the second notebook. (Refer back to Rule #3 in Notebook Rules).
- 4-H members who have been previously enrolled in or are currently enrolled in the other phases of the Entomology project need to start with the Beginning I Phase of Entomology Notebooks, not the introductory phase.
- Each exhibitor is required to identify the notebook by placing a Title Page in the front of the notebook bearing the exhibitors name, county or district and class 4-H'er is enrolled in and statement of taxonomy used: Option A: "Insects in Kansas" book, or Option B: which follows [www.bugguide.net](http://www.bugguide.net)
- The number of orders, specimens and families (required in Intermediate and Advanced classes) must also be included on the Title Page.
- Specimen pages should be grouped according to order and should include one page per species. If more than one insect is in the photo, an arrow to indicate identified insect should be used.
- Date, common name, full county name and state abbreviation should be included for each species. Collector's name on the specimen page is optional.
- Specimen pages should have two different views of the insect if possible. If pictures are taken on different dates/localities, include information for both.
- A statement describing the habitat where found/host plant may be included and is encouraged and will be worth a bonus 10 points total, not per page. For Intermediate and Advanced notebooks, this is strongly encouraged.
- A divider page is to be placed in front of each order of insects with the order name printed on the tab for the page as well on the front of the divider page.
- For the Intermediate and Advanced classes, insects are also to be grouped by family behind each order divider.
- After the first year in Entomology, all 4-H members need to add an 8 ½ by 11-inch sheet of paper to their Photo Collection Notebook that states what they did to improve their notebook for the current year. This should include how many new insect photo pages were added to the Notebook (please list), how many insect photo pages were replaced in the Notebook (please list), and number of new orders and/or families added to the Notebook. Other optional things that could include are number of insects photographed for the year, number of new Orders added this year, number of talks and/or demonstrations given, activities participated in, leadership roles, etc. This paper should be placed right behind the Title Page in your Notebook.
- A special project must be completed each year and included in the notebook. See project guideline materials for specifications.
- Any major violation of rules will result in the exhibit being dropped one ribbon placing. Examples would include, but are not limited to: incorrect photo size, missing paper work no special project in notebooks, etc.
- A minimum of 10 photo pages of new species must be added and/or replaced

# 4-H ENTOMOLOGY

## Educational Display Rules:

- Share with others what you learned in this project. Exhibit any activity or learning experience related to the field of entomology or the Teaming with Insects curriculum that does not fit into Entomology Collection or notebook classes above.
- Follow copyright laws as explained in the General Rules.
- The exhibit may be, but isn't limited to, original works, digital presentations presented on a USB drive (must provide printed hardcopy for exhibit purposes for duration of state fair), programs, websites, games, apps, display box, notebook, display or poster which you have made.
- If the exhibit is a wooden display box, it must be 18 X24 X 3.5 inches with a clear plastic top (such as plexiglass) and displayed horizontally. If the exhibit is a poster, it must not be larger than 22" X 28". If the exhibit is a display, maximum size is not to exceed a standard commercial 3' X 4' tri-fold display board.
- Name and county/ district must clearly be marked on educational exhibits.
- Refer to Entomology General Rule 14 for information on Threatened and Endangered Species specimens that cannot be displayed in Educational Exhibits.
- Any major violation of rules will result in the exhibit being dropped one ribbon placing. Examples would include, but are not limited to: incorrect display box size, missing paper work, feet on display boxes, no reference for information and/or photos, etc.

## MONARCH BUTTERFLY EDUCATIONAL DISPLAY RULES:

Monarch Butterflies were officially put on the Endangered Species list on July 21, 2022. Having the specific name *Danatus plexippus*, this migratory butterfly is well known for its spectacular annual journey of up to 3,000 miles across the Americas. It is now threatened with extinction due to the habitat loss and climate change. 4-H members can play a critical role in helping bring habitat back for the Monarch Butterfly. They can help educate the public on ways to establish food sanctuaries for this butterfly species and help bring them back from the threat of extinction.

- Exhibits should teach the public about the Monarch Butterfly and/or ways to protect and conserve it. The information could show nectar sources for adult butterflies and food sources for caterpillars, Monarch tagging activities, collection of native milkweed and the packaging it to give to others to plant, a group working together to plant a Monarch friendly garden, ect.
- 4-H members may create a poster, notebook, standard size tri-fold diorama, slide show or other visual display that shows information on Monarch Butterflies.
- Specimens of the actual Monarch Butterfly insect, caterpillars, or chrysalis MAY NOT BE USED in these displays.
- If a slide show is created, it should be presented on a zip drive along with a printed copy of the presentation.

## CLASS

- 415001 Insect Collection:** This class is for the very young 4-Hers (Suggested ages: 7-9) that are just getting started making an insect collection. Participants should display 15 to 30 insects representing a minimum of 6 orders. These collections are to be exhibited in small cardboard or plastic boxes (1 or two boxes with a total display area no more than 130 square inches). Boxes can be homemade by placing a layer of polystyrene foam in the bottom of a shoe box, school box, or storage container or can be purchased from a biological supply company. For the exhibit, the boxes should have a clear plastic top. (Not eligible for Champion Entomology)
- 415002 Beginning I Entomology Collection:** Display in one standard box a minimum of 50 and maximum of 125 species representing at least 7 orders. Follow the guidelines listed for Collections. Members can exhibit in this class a maximum of 3 years or until they receive a purple ribbon, whichever comes first and then they are moved up a division.
- 415003 Beginning II Entomology Collection:** Display in one standard box a minimum of 75 and maximum of 150 species representing at least 9 orders. Follow the general guidelines listed for Collections. Members can exhibit in this class a maximum of 3 years or until they receive a purple ribbon, whichever comes first and then they are moved up a division.
- 415004 Intermediate Entomology Collection:** Display a minimum of 100 and a maximum of 300 species representing at least 10 orders. Two standard boxes can be used. Follow the general guidelines listed for Collections. In addition, family identification is required for all insects in any two of the following six orders: (only two will be counted for judging) "Insects in Kansas" book - Orthoptera, Hemiptera, Homoptera, Coleoptera, Hymenoptera, and/or Diptera. or "Insects in Kansas Book: 2016 Revised Taxonomy," which follows [www.bugguide.net](http://www.bugguide.net) - Odonata, Orthoptera, Hemiptera, Coleoptera, Hymenoptera, and/or Diptera. On a piece of paper, list what you did to improve your collection during the current year. Members can exhibit in this class a maximum of 3 years. A 4-H'er will move up if they receive a purple ribbon.

## 4-H ENTOMOLOGY

- 415005 Senior Entomology Collection:** Display a minimum of 150 and a maximum of 450 species representing at least 12 orders. Three standard boxes can be used. Follow the general guidelines listed for Collections. Family identification is required for all insects belonging to the six basic orders as outlined under the Intermediate phase. Only families in the above six orders will be counted for judging. Family identification of insects in the remaining orders is optional, but desirable as long as accuracy is maintained. On a piece of paper list what you did to improve your collection during the current year. Examples: what insects did you add or replace; what orders and/or families you added; what Leadership you provided to this project; and/or what insects you have studied. Attach paper to the back of one of the display boxes. Members may continue to exhibit in this class for an unrestricted number of years as long as they remain eligible for 4-H membership.
- 415101 Introductory Entomology Notebook:** Display a minimum of 10 and a maximum of 30 insect species representing at least 6 different orders. Follow the general guidelines listed for Notebooks, including the Special project. A 4-H member must be of minimum age to compete at the Fair. A 4-H member may exhibit in this class for a maximum of two years.
- 415102 Beginning I Entomology Notebook:** Display a minimum of 20 and a maximum of 60 insect species representing at least 7 different orders. Follow the general guidelines listed for all Notebooks, including the Special project. Members can exhibit in this class for a maximum of 3 years or until they receive a purple ribbon at the Fair.
- 415103 Beginning II Entomology Notebook:** Display a minimum of 40 and a maximum of 70 insect species representing at least 8 different orders. Follow the general guidelines listed for all Notebooks, including the Special project. Members can exhibit in this class for a maximum of 3 years or until they receive a purple ribbon
- 415104 Intermediate Entomology Notebook:** Display a minimum of 60 and a maximum of 100 species representing at least 9 orders. Follow the general guidelines listed for Notebooks, including the Special project. In addition, family identification is required for all insects in any two of the following orders: (only two will be counted for judging) "Insects in Kansas" book - Orthoptera, Hemiptera, Homoptera, Coleoptera, Hymenoptera, and/or Diptera, or "Insects in Kansas Book: 2016 Revised Taxonomy" which follows <https://bugguide.net/node/view/15740> - Odonata, Orthoptera, Hemiptera, Coleoptera, Hymenoptera, and/or Diptera Members can exhibit in this class a maximum of 3 years. A 4-H'er may move up if they receive a purple ribbon.
- 415105 Senior Entomology Notebook:** Display a minimum of 100 and a maximum of 200 species representing at least 12 orders. Follow the general rules listed for Notebooks, including the Special project. Follow the general guidelines listed for Notebooks. Family identification is required for all insects belonging to the six basic orders as outlined under the Intermediate phase. Only families in the above six orders will be counted for judging. Family identification of insects in the remaining orders is optional, but desirable as long as accuracy is maintained. Members may continue to exhibit in this class for an unrestricted number of years as long as they remain eligible for 4-H membership.
- 415201** Beginning Educational Exhibit
- 415202** Intermediate Educational Exhibit
- 415203** Senior Educational Exhibit
- 415301** Beginning Monarch Butterfly Educational Display Class
- 415302** Intermediate Monarch Butterfly Educational Display Class
- 415303** Senior Monarch Butterfly Educational Display Class

# 4-H FIBER ARTS

Superintendent: Joanna McAlister - Junior Superintendent:

Fiber arts is defined as the practical skills passed down from preceding generations that were developed to provide basic family needs, such as apparel, home furnishings or decorations.

## Rules

- Fiber Arts is defined as any method of creating a unique design with fiber, fabric or yarn. This may include: making fabric (such as weaving, crochet, knitting, needlepoint); or when existing fabric is changed into something quite different (such as quilting or embroidery or ethnic art.) Ethnic Fiber Arts should use a fiber, yarn or fabric to create the design exhibit. Non-textile (examples include wood, reed, straw, grass, etc.) baskets/pieces should be entered in the Visual Arts Division.
- No exhibit will be released for any other use. State Fair fiber arts exhibits cannot be used for any of the Fashion Revue classes.
- Identification Label: Type or print on a 3" x 2 1/2 "piece of cloth: class number, county or district, and exhibitor's name. Sew or safety pin this ID label on the corner of flat articles. For garments, attach ID label to the front left shoulder seam, or left side of waistband, as if you were wearing the garments.
- When articles, which are normally worn as a pair, are exhibited, both articles must be shown together. Fasten articles together securely with yarn.
- Special consideration will be given to articles which are of original design. Such articles should have a note attached explaining the original design.
- The exhibitor should attach an index card, no larger than 4" x 6", with the entry form to give the judge any information on what parts of the exhibit they made, processes used, or other information which the exhibitor thinks would be helpful for the judge. For all items, please indicate if item was made from a kit. For all items please indicate fiber content, and specifically if they are made of at least 60% wool. For quilted items indicate who did the quilting and binding.
- When the exhibit is a sewn garment that also includes one or more Fiber Art techniques (i.e. knitting, crochet, needle arts, or patchwork and quilting), the determination of what division (Clothing or Fiber Arts) and class in which to enter will be left with the 4-H participant.
- All exhibits which need to be hung, MUST have the appropriate saw tooth hanger, rod, wire or other mechanism attached in order to be properly displayed. If necessary, hardware is not attached, it may not be displayed.
- For entries in Fiber Arts Educational Notebook use class numbers listed in Fair entry as Notebooks, Posters & Educational Displays- Share with others what you learned in this project about a particular Fiber Art. Exhibits should be in the form of a notebook or binder. The notebook should include a narrative section describing the fiber art. It should include a clear description of the project, technique, budget, supplies, goals, accomplishments, successes, failures, and future plans. It may include samples of techniques, how-tos, photographs of completed projects, or other ways of educating others about fiber arts. NOTE: A collection of brochures, web pages, patterns, record book forms, etc. does not constitute an educational notebook. Follow copyright laws as explained in the General Rules as you are preparing your exhibit. Name, local unit and fiber art covered must be clearly marked in the notebook.

# 4-H FIBER ARTS

## CLASS

### JUNIOR DIVISION (7-9 Years)

- 416001 Crochet, an article including felted items
- 416002 Knitting, an article made either by hand or by knitting machine including felted items.
- 416003 Needle Arts, an article created by hand using any of the following techniques: (a) embroidery and cross-stitch; (b) needlepoint; (c) candlewicking; (d) crewel; (e) lacework; and/or (f) applique
- 416004 Patchwork and Quilting, an article; It is acceptable practices for the exhibitor to create the patchwork or quilted article and have someone else quilt it.
- 416005 Rug Making, a rug; acceptable techniques include braiding, latch hook, tying, floor cloth, etc. The finished product should be an item that would be an item used in the home.
- 416006 Spinning, a skein; minimum 10 yards in length
- 416007 Weaving, a woven article
- 416008 Ethnic Arts, an article
- 416009 Macrame, an article  
\*Notebook, Poster, Educational Display\*-Any Individual Project

### INTERMEDIATE DIVISION (10-13 Years)

- 416101 Crochet, an article including felted items
- 416102 Knitting, an article made either by hand or by knitting machine including felted items.
- 416103 Needle Arts, an article created by hand using any of the following techniques: (a) embroidery and cross-stitch; (b) needlepoint; (c) candlewicking; (d) crewel; (e) lacework; and/or (f) applique
- 416104 Patchwork and Quilting, an article; It is acceptable practices for the exhibitor to create the patchwork or quilted article and have someone else quilt it.
- 416105 Rug Making, a rug; acceptable techniques include braiding, latch hook, tying, floor cloth, etc. The finished product should be an item that would be an item used in the home.
- 416106 Spinning, a skein; minimum of 10 yards in length
- 416107 Weaving, a woven article
- 416108 Ethnic Arts, an article
- 416109 Macrame, an article  
\*Notebook, Poster, Educational Display\*-Any Individual Project

### SENIOR DIVISION (14+ Years)

- 416201 Crochet, an article
- 416202 Knitting, an article made either by hand or by knitting machine including felted items.
- 416203 Needle Arts, an article created by hand using any of the following techniques: (a) embroidery and cross-stitch; (b) needlepoint; (c) candlewicking; (d) crewel; (e) lacework; and/or (f) applique
- 416204 Patchwork and Quilting, an article; It is acceptable practices for the exhibitor to create the patchwork or quilted article and have someone else quilt it.
- 416205 Rug Making, a rug; acceptable techniques include braiding, latch hook, tying, floor cloth, etc. The finished product should be an item that would be an item used in the home.
- 416206 Spinning, a skein; minimum of 10 yards in length
- 416207 Weaving, a woven article
- 416208 Ethnic Arts, an article
- 416209 Macramé, an article  
\*Notebook, Poster, Educational Display\*-Any Individual Project

# 4-H FOOD & NUTRITION

Superintendent: Kim Fritzeimer - Junior Superintendents: Weston Peterson and Lainey Peterson  
Junior Superintendents: Rylee Ferguson and Reagan Ferguson

In this project, you will have fun learning how to cook the basics and then advance to gourmet and international meals. Develop baking skills, learn about food preservation, explore the heritage of many foods, and understand consumer buying skills. Learn how to make healthy snacks and modify recipes to fit a healthy lifestyle.

- Complete recipes with ingredients and instructions must be attached with the entry, or the placing will be lowered one ribbon when judged.
- For food safety purposes, any entries with frostings and fillings must calculate the amount of sugar in the frosting/filling recipe only. Calculation must be attached to entry, or the placing will be lowered one ribbon when judged. Frosting and fillings need to contain more than 65% sugar for safety. Examples on how to calculate this percentage are included in the publication located at: <https://bookstore.ksre.ksu.edu/pubs/MF3544.pdf>
- For food safety purposes, any food with custard and dairy-based fillings and frostings (ex. Cream cheese) raw eggs, flavored oils, "canned" bread or cakes in a jar, cut fresh fruit or any food requiring refrigeration (ex. Bacon) or unbaked exhibit with raw flour (ex. No bake cookies) will be disqualified and not judged.
- Alcohol (ex. Wine, beer and hard liquor) is not allowed as an ingredient in food entries. Entries with alcohol will be disqualified and not be judged.
- All baked goods must be left whole and uncut. Small items, such as cookies and rolls, should be the same shape and from the same recipe. Exhibit 3 cookies, 3 muffins, 3 bread sticks, 1 loaf bread, etc.
- Under baked entries will be lowered one or more ribbon placings.
- All un-frosted cakes should be exhibited in an upright position with crust showing. The exception is for cakes made with special designs such as Bundt cakes. They should have top crust side down.
- Attach label to bottom of plate or cardboard. Label templates are available here, or make your own with the following information: Class Number, Food Product Name, 4-H member's Name, and County or District.
- Any baked product that can be removed from the pan should be placed on a plate, covered cardboard or disposable container of appropriate size for the exhibit.
- Exhibits should be in food grade plastic bags, disposable plastic containers or boxes of appropriate size for the exhibit. Only the exhibit is judged. The container is not judged.
- Attach the entry form, recipe, and evaluation form to the outside of the wrapped exhibit. Do not wrap forms in plastic.
- The exhibitor is encouraged to attach a 3" x 5" index card with the entry card to give the judge any information which the exhibitor thinks would be helpful for the judge to know.
- Educational classes: Exhibits may be in the form of a poster, notebook or display. Follow copyright laws as explained in the General Rules as you are preparing your exhibit. Take care to select materials that will withstand State Fair conditions. No card table displays are allowed. If the exhibit is a poster, it must not be larger than 22" x 28". Displays are not to exceed a standard commercial 3' x 4' tri-fold display board. Name and county or district must be clearly marked on educational exhibits. The educational exhibit evaluation form will be provided at judging time. NOTE: A collection of your favorite recipes in a recipe box or notebook does not constitute an educational exhibit.
- Foods will be sold at the 4-H Council Bake Sale. Proceeds from the sale benefit 4-H members.
- Due to the recent State 4-H rule change regarding auctions at the county level, it is now possible for a 4-Her to take their animal through the sale and then continue on with that animal to the State Fair or KJLS.
- Decorated special event cakes will no longer be accepted for exhibit.
- Dried foods are to be exhibited in the Food Preservation Division.
- No more than five entries per class

\*Notebook, Poster, Educational Display\*-An Individual Project

## CLASS

### Junior Division (7-9 yrs)

**417001** Non-perishable food product

**417002** Educational exhibit prepared by 4-H member.

**417003** Food Flop, Just for fun! Bread not rise, cake fell, yeast rolls resemble door stops? If so, bring it in to be evaluated! This could be your most educational exhibit—learn from your mistakes. No ribbons or premiums will be awarded.

# 4-H FOOD & NUTRITION

## Intermediate Division (10-13 yrs)

**417101** Non-perishable food product

**417102** Educational exhibit prepared by 4-H member.

**417103** Food Flop, Just for fun! Bread not rise, cake fell, yeast rolls resemble door stops? If so, bring it in to be evaluated! This could be your most educational exhibit—learn from your mistakes. No ribbons or premiums will be awarded.

## Senior Division (14+ yrs)

**417201** Non-perishable food product

**417202** Educational exhibit prepared by 4-H member.

**417203** Food Flop, Just for fun! Bread not rise, cake fell, yeast rolls resemble door stops? If so, bring it in to be evaluated! This could be your most educational exhibit—learn from your mistakes. No ribbons or premiums will be awarded.

**Food Gift Package.** No alcoholic beverages will be accepted. A food gift package must contain at least 3 different non-perishable food items (prepared for human consumption), made by the 4-H member, in a suitable container no larger than 18"x18"x18". Prepared food items must have recipes attached with the entry. Additional homemade food items beyond the 3 minimum or purchased items may also be included in the gift basket. On the back of the entry card, answer these questions: a) what is the intended use; b) what food safety precautions were taken during and after preparation. This entry will count as a non-perishable food product, not as an educational exhibit. Home canned foods must follow Food Preservation rules. Canning jars should not be used for baking per manufacturer's instructions. They could break during baking. Any brand name products in the basket must have the labels covered. Do not cellophane wrap your basket. All items in the gift basket must be non-perishable and if they have frosting or glaze, you must include the sugar percentage worksheet.

**417301** Junior Food Gift Package

**417302** Intermediate Food Gift Package

**417303** Advanced Food Gift Package

**Junior Place Setting.** Plan a menu chosen appropriate for a Junior member in the foods project. Plan the menu for a snack of your choice. Menu should focus on the new My Plate guide for a nutritious diet, showing moderate use of fats, sodium and sugar. Menu should be placed on an 3 x 5 card and should correlate with decorations used. No centerpiece is required Computer generated graphics and pre printed paper are suitable for use.

**JUDGING GUIDE FOR PLACE SETTINGS FOR JUNIOR LEVEL 100 POINTS POSSIBLE:**

- o 25 - Menu; 25 - Correlation of appointments; 25 - Placement of appointments 25 - Originality

**417401** Junior - Snack Menu included on a 3 x 5 card

**Intermediate & Senior Place Setting.** Plan a menu chosen appropriate for Intermediate, Senior 4-H member in the foods project. Plan the menu for a meal of your choice. Menu should focus on the new My Plate guide for a nutritious diet, showing moderate use of fats, sodium and sugar. Menu should be placed on an 8 1/2 x 11 sheet of paper and should correlate with centerpiece and decorations used. Computer generated graphics and pre printed paper are suitable for use.

**JUDGING GUIDE FOR PLACE SETTINGS FOR LEVELS INTERMEDIATE & SENIOR**

**100 POINTS POSSIBLE:**

- o 20 - Menu; 20 - Correlation of appointments; 20 - Placement of appointments; 20 - Centerpiece; 20 - Originality

**417402** Intermediate Menu included on a 8.5 x 11 sheet of paper

**417403** Senior Menu included on a 8.5 x 11 sheet of paper

# 4-H FOODS PRESERVATION

In this project, you will learn the techniques used to preserve food by slowing or preventing spoilage. These practices help maintain the food's quality, safety, and nutritional value over time. You'll gain hands-on experience with several preservation methods, including pressure canning, water bath canning, and dehydrating, focusing on safely preserving fruits, vegetables, and meats.

## Rules

- Exhibits must have been preserved since the member's previous year's county fair, and not been exhibited at the previous State Fair.
- Recipes and processing methods from the sources below are required. Recipes must be from current, tested resources listed below AND MUST BE ADJUSTED FOR ELEVATION based on your processing location, or it will be disqualified. Processing methods that will be disqualified include: open kettle-canning, oven canning, sun canning and using electric multi-cookers. If using the Presto Precise ® Digital Pressure Canner, please indicate the appliance is used for either water bath or pressure canning. Untested recipes will be disqualified for food safety reasons. Tested recipe sources include: ·K-State Extension Food Preservation publications, ·Other University Extension Food Preservation publications, ·USDA Complete Guide to Home Canning, @2015, ·So Easy to Preserve, 6<sup>th</sup> edition, The University of Georgia Cooperative Extension Service, ·Ball® Blue Book Guide to Preserving, Edition 38, ·Ball® Complete Book of Home Preserving, @2024, ·Canning mixes (i.e. Mrs. Wage's, Ball®), ·Pectin manufacturers (i.e. SureJell, Ball®), ·[KSE Rapid Response Center Recipes](#), ·[National Center for Home Food Preservation](#), ·Ball™
- Alcohol is not allowed as an ingredient in food preservation entries. Entries with alcohol will be disqualified and not be judged.
- There are no safe recommendations to can white peaches or elderberries.
- Each exhibit must have the complete recipe and instructions attached with the entry card, or it will be disqualified. Recipe must include exhibitor name, recipe source, date of publication, and elevation, where food was processed. If using Mrs. Wage's or Ball® mixes, indicate the date the mix was purchased.
- Exhibits must be heat processed in clean, clear standard canning jars, with new matching brand (ex: use Ball® lids on Ball® jars,.) two-piece lids. This includes fermented foods. Do not use colored jars, fancy padded lids, fabric over wraps or cozies as they interfere with the judging process. Do not reuse jars from commercial food products (ex: spaghetti sauce jars). No fancy packs unless recipe states to do so (ex: Pickled asparagus). Jars must be sealed when entered. For food safety reasons, the size of jars used must not be larger than the jar size stated in the recipe (ex: Salsa is canned in pint jars only, no quarts). Note: There are 12-ounce, 24-ounce and 28-ounce canning jars available and may be used. Use pint jar process recommendations for 12-ounce jars. Use quart jar process recommendations for 24 ounce and 28-ounce jars.
- Each jar exhibited must be labeled. The label must not cover brand name of jar. The label must give: Class Number, Product, Elevation where processed, Canning Method (water bath, weighted gauge or dial gauge pressure method), Process Time, Pressure (psi), Date processed including month and year, Name, and County/District.
- Classes 418001-418006 will require one jar for each class.
- Hole punch the entry card and use a rubber band to attach the entry card and recipe around the top of the jar.
- If dried food product is not in a canning jar, it will be lowered one ribbon rating. Suggested amount: 1/3 – ½ cup, or three or four pieces per exhibit. Dried products must include the recipe, preparation steps and heating instructions. No freeze dried foods.
- All meat jerky must be heated to an internal temperature of 160 degrees F before or after drying. This is not the drying temperature! Jerky not heated to an internal temperature of 160 degrees F will be disqualified and not be judged. Heating information can be found in "Dry Meat Safely at Home."

## CLASS

- 418001** Fruits, Juices, Fruit mixtures (Salsa, Pie Filling, etc.); One jar;
- 418002** Sweet Spreads (Fruit and/or Vegetables), Syrups; One jar
- 418003** Low Acid Vegetables (green beans, corn, etc or vegetable mixtures.); One jar
- 418004** Pickles (Fruit or Vegetable), Fermented Foods, Relishes and Chutney; One jar
- 418005** Canned Meats; One jar
- 418006** Dried Foods: One small jar (Does not include Freeze Dried)
- 418007** Tomato/Tomato Products, Tomato Juice and Tomato Salsas; (Salsa in pints only, no quarts); One jar

# 4-H FORESTRY

Learn to identify trees, determine differences between trees and shrubs, learn about different trees and tree parts, graft a bud to a living tree, discover health benefits of trees, investigate forest changes and learn about forest health and learn forest conservation techniques.

## Rules

- All leaf exhibits are to be mounted on 8½" x 11" heavy stock paper and placed in loose leaf binders. (Magnetic or adhesive filler sheets for photographic prints or sheet protectors are recommended.) Twigs and fruit collections may be exhibited in whatever manner you choose. Maximum trifold size is 3' x 4'. Resources for exhibiting are located on the Kansas 4-H forestry project webpage.
- Name, club, age, and year in project should be on front cover or in a prominent location.
- Leaves should be identified with an appropriate label located near the leaf on the same page. These labels should include (1) The proper common name as listed in the 4H334, "List of Native Kansas Forest Trees" 2) Location (city and/or county) where collected; and (3) date (day, month, year) or (month, day, year) collected.
- Divide specimens into the following two sections: Native Kansas Trees, and Non-Native Trees.
- New specimens are those specimens collected during the current 4-H year and cannot be a duplicate tree species of previously displayed specimens.
- Group specimens according to the years collected (ex. "old-previous years" and "new").
- Variations of varieties do not count as different species or specimens.
- When replacing previously displayed samples, due to degradation, improper mounting or incorrect identification, the specimen label must also be updated. Replacements do not count as new specimens. Replacements should be displayed in the "old previous" section of the display.
- If you retrieve information for your forestry exhibit, you must include a reference citation to the source.
- In all leaf collections, exhibit one complete leaf where possible. If leaf is too large, exhibit as much as possible. Sketch in reduced scale the entire leaf and illustrate where the exhibited portion is from. Note: A "leaflet" is incorrect when displayed as the complete leaf for the tree.
- All work must show originality. Leaf collections and displays should not closely resemble work done by others in the same club.

## CLASS \*For Notebook, Poster, Educational Display exhibit\* -Any Individual Project use N, P, EdD classes

### 440001 Knowing Trees as Individuals (Leaf Collections)

**Forestry Collection:** (Choose either A or B) Only those exhibiting at the state fair for the first year may enter this class.

- A. Exhibit a minimum of 10 different leaves from native Kansas trees collected within the year. Exhibit can include non-native leaves in addition to the required number of leaf specimens collected from native Kansas trees.
- B. Exhibit a minimum of 5 native Kansas trees showing leaf, twig and fruit from each species collected.

**Forestry Collection:** (Choose either A or B) This class is open to those exhibiting either for the first or second time at the fair.

- A. Exhibit a minimum of 20 different leaves (including 10 new specimens) from native Kansas trees. Exhibit can include non-native leaves in addition to the required number of leaf specimens collected from native Kansas trees.
- B. Exhibit a minimum of 10 native Kansas trees showing leaf, twig and fruit from each species collected. This exhibit must include 5 new leaf, twig and fruit specimens.

**Forestry Collection:** (Choose either A or B) This class is open to those exhibiting either for the third or fourth time at the fair.

- A. Exhibit a minimum of 30 different leaves (including 10 new specimens) from native Kansas trees. Exhibit can include non-native leaves in addition to the required number of leaf specimens collected from native Kansas trees.
- Exhibit a minimum of 15 native Kansas trees showing leaf, twig, and fruit from each species collected. This exhibit must include 5 new leaf, twig and fruit specimens.

**Forestry Collection:** (Choose either A or B) This class is open to those exhibiting the fifth time or more at the fair.

- A. Exhibit a minimum of 40 different leaves (including 20 new specimens) from native Kansas trees. Exhibit can include non-native leaves in addition to the required number of leaf specimens collected from native Kansas trees.
- B. Exhibit a minimum of 20 native Kansas trees showing leaf, twig, and fruit from each species collected. This exhibit must include 10 new leaf, twig and fruit specimens

**How A Tree Grows Notebook:** Entry may include a project notebook with 10 or more seeds collected with pictures showing a germination study or a mounting of a thin section of wood cut from the end of a log or top of stump labeled with information such as kind of wood and age of tree when cut or exhibits an illustration of how a tree grows.

**Tree Appreciation Notebook:** Entry may include research or reporting project notebook with no more than 10 pages based on the exhibitor's selected tree. Exhibit must be a different species of tree each year. This notebook may include sketches, drawings, pictures, a story, or any other things which will help tell about the tree you have selected.

**Growing and Protecting Trees Display/Notebook:** Entry requires a display, or project notebook, telling about project and pictures before, during, & after planting seedlings, a container tree, or a balled and burlapped tree. Maximum tri-fold size is 3' x 4'.

**Tree Culture Display/Notebook:** Entry requires a display, or project notebook, showing your project work and includes pictures of before, during and after wood lot improvement. Maximum tri-fold size is 3' x 4'.

**How Forests Serve Us** Entry may include collected wood samples (all or partial) and essay. Wood sample display to be mounted on poster board or any stiff material no larger than a 3' x 4' tri-fold. Essay should be displayed in a covered binder.

**Educational/Creative Exhibit** Entry must be directly related to tree identification or Forestry. Type of exhibit is open (notebook, poster, collection box, etc.) given a maximum tri-fold size of 3' x 4'. Care should be taken to use durable materials that will withstand Fair conditions. This is a good class to exhibit an unusual collection.

# 4-H GEOLOGY

In this project, you will learn the difference between rocks and minerals, learn how to identify fossils, describe and identify rocks, understand stages of the rock cycle, and use the scientific method to solve problems.

## Rules

- The exhibit box's outside dimensions should be 18" x 24" x 3½". Plexiglas covers are required. Boxes with glass covers WILL NOT be accepted. All specimens are to be arranged across the narrow (18") dimension of the exhibit box, making the exhibit 18" across the top and 24" deep exactly. If a box has a sliding Plexiglas cover, it must be removable from the top. Screws, locks, or other devices that would prevent judges from removing the cover should not be used. For all Lapidary classes only, the dimensions of the box should be appropriate for the display, but outside dimensions should not exceed 18"x24"x31/2".
- Each exhibitor is required to identify each display box by placing an identification label bearing their whole name or first initial with last name, county or district, and number of specimens in the upper left-hand corner of the Plexiglas cover and by attaching a label with the same information on the lower right corner of the box (outside).
- Exhibitor may enter in both geology and lapidary classes. Exhibitor may show in only one of the first four geology classes. Exhibitor may also show in geology classes: Geology Educational Exhibit, Mineralogy, Paleontology, Petrology, and in one lapidary class.
- Geology specimens should be labeled with the number of the specimen, date collected, specimen name or description, and locality (county only) where collected.
- All specimens must be collected in the state of Kansas 419001-419004, 419006-419008. New specimens must be collected during the current 4-H year, which will be allowed starting on the day after the conclusion of the State Fair.
- For the geology classes 419001-419004, specimens should be mounted in the box by proper groups: rocks, minerals, fossils. Fossils must be identified to the Phylum, Class and Genus level (if possible. or part if Genus cannot be determined). The Genus specimen name is to begin with a capital letter and the whole specimen's name must either be italicized or underlined, not both. Species name is not required however, if a species name is used it must be all lowercase and either italicized or underlined, not both. . The words "Phylum, Class, Genus" on labels are to be spelled out, not abbreviated. More than one specimen of the same kind of rock or mineral or species of a fossil may be exhibited if this duplication represents different geological formations. Specimen label must show this distinction (Fort Hays limestone, not just limestone; calcite from the Greenhorn Formation, not just calcite; Phylum: Brachiopoda Class: Articulata Genus: Composita from the Morrill Limestone Member, not just Phylum: Brachiopoda Class: Articulata Genus: Composita).
- For geology classes 419001-419004, 419006-419008, all specimens must be collected by the participant (not purchased) from locations in Kansas, with the exception of Tri-State Mining Area specimens collected from these three adjacent counties: Ottawa County, OK; Newton and Jasper Counties, MO. Other out of state specimens will not count in the minimum number for the class, nor will they be considered in the judging.
- As outlined in the General Rules of the Fair 4-H Exhibitor Handbook, "Exhibits at the Fair are entered and displayed at the risk of the exhibitor." For projects displayed in box-style exhibits—such as Entomology or Geology—that must be opened for judging, exhibitors may choose to include a closure mechanism on the box. While closures are not required, their use will not result in a ribbon deduction. Acceptable options include Velcro strips or hook-style fasteners. Closures should not interfere with the box's ability to be displayed on a shelf and must not be lockable.

## **\*Notebook, Poster, Educational Display\*-Any Individual Project**

### **CLASS**

- 419001** Geology. Display at least 15 rocks, minerals, and fossils collected during the current 4H year. Exhibitor is limited to one exhibit box. Only those exhibiting at Fair for the first time may enter this class.
- 419002** Beginning Geology. Display at least 30 different rocks, minerals, or fossils, at least 5 of each. Fifteen must be collected during the current 4H year. Exhibitor is limited to one exhibit box. This class is open to those exhibiting either first or second time at Fair.
- 419003** Intermediate Geology. Display at least 45 rocks, minerals, or fossils, at least 5 of each. Fifteen must be collected during the current 4H year. Exhibit limited to two boxes. This class is open to those exhibiting either the third or fourth time at the Fair. Identify the rocks as igneous, metamorphic or sedimentary. These rock types must be spelled out on labels or have a legible key.
- 419004** Senior Geology. Display at least 60 rocks, minerals, or fossils, at least 5 of each. Fifteen must be collected during the current 4H year. Exhibit limited to two boxes. This class is open to those exhibiting the fifth time or more at the Fair. Identify the rocks as igneous, metamorphic or sedimentary. These rock types must be spelled out on labels or have a legible key.

# 4-H GEOLOGY

## CLASS

- 419005** Geology Educational Exhibit: Exhibit relating to everyday living; or to a mineral test, a rock formation, geological history, species of a fossil, forms of one mineral, a variation of one kind of rock, archaeological artifacts, or Indian artifacts. Digital formats are accepted. Please make arrangements for the judge to view your exhibit and have a hard copy for display. Exhibit limited to 4 feet of table space. Care should be taken to use durable materials that will withstand Fair conditions.
- 419006** Mineralogy. Display a minimum of 15 mineral specimens collected in Kansas, at least 5 of which have been collected during the current 4-H year. The minerals are to be grouped by mineral class (i.e.: Carbonates, Oxides, Silicates) and at least 3 classes must be represented. The member must use one standard display box. The specimens must be labeled with the number of the specimen, date collected, name of specimen, county where collected and chemical composition (ie: CaCO<sub>3</sub> for calcite) if known.
- 419007** Palentology. Display a minimum of 15 fossil specimens collected by the participant in Kansas, at least 5 of which have been collected during the current 4-H year. The fossils are to be grouped by Phylum and Class, and at least 3 phyla must be represented (Brachiopoda, Chordata, Mollusca, etc.) The member must use one standard display box. The specimens must be labeled with the number of the specimen; date collected; county where collected; formation, member, or source; phylum, class, and genus or part; and geologic age (Cretaceous, Permian, Pennsylvanian, etc.) See #5 for additional fossil labeling expectations.
- 419008** Petrology. Display a minimum of 15 rock specimens collected in Kansas, at least 5 of which have been collected during the current 4-H year. Rocks are to be grouped by the 3 rock classes (Sedimentary, Igneous, and Metamorphic). You must display at least one specimen from each of the three classes. The specimens must fit in one standard display box. Specimen labels must include a specimen number, the date collected, name of specimen, and the county where collected. All rocks must be identified by the formation and member name (Examples: Fort Hays Limestone, Member of the Niobrara Chalk Formation) or source (Examples: Rocky Mountain Outwash, glacial till)

## LAPIDARY CLASSES

The lapidary will be judged on the following criteria: Workmanship and Content 60 points, Presentation and Showmanship .30 points, Accuracy of Information 10 points.

The dimensions of the box should be appropriate for the display but outside dimensions should not exceed 18" x 24" x 3½". The work (polishing/tumbling) must be done by the exhibitor as this is part of the learning process.

All lapidary specimens should be labeled with the following information:

- Specimen name
- Place of origin (country, state, or county; county required for Kansas specimens)
- Purchased or self-collected
- Date lapidary treatment began
- Date lapidary treatment completed (Treatment completed after the State Fair is considered a new year specimen).

## CLASS

- 419101** Lapidary. Display at least 5 varieties of polished (tumbled) specimens and 5 varieties of unpolished specimens that have not yet received lapidary treatment. These do not have to be an example of "before and after", nor do they have to be self-collected. Locales must be identified. Only those exhibiting lapidary at the Fair for the first time may exhibit in this class.
- 419102** Beginning Lapidary. Display before-and-after examples of at least 3 varieties of specimens, at least 2 tumble-polished and 2 unpolished of each. There is no requirement that the 4-H'er collect any of these. Locales must be identified. Lapidary work should be done during the current 4-H year.
- 419103** Intermediate Lapidary. Display before-and-after examples of at least 6 varieties of specimens, at least 2 tumble-polished and 2 unpolished of each. At least two varieties should be collected from the native site by the 4-H'er, at least one of which comes from Kansas. Locales must be identified. Lapidary work on at least three varieties should be done during the current 4-H year.
- 419104** Advanced Lapidary. Display before-and-after examples of at least 9 varieties of specimens, at least 2 tumble-polished and 2 unpolished of each. At least three varieties should be collected from the native site by the 4-H'er, at least two of which comes from Kansas. Locales must be identified. Lapidary work on at least three varieties should be done during the current 4-H year.
- 419105** Lapidary Treatment. Exhibit at least 6 specimens that have not previously been exhibited, which have received lapidary treatment. Lapidary treatment may consist of polishing, and end, face, or flat lapping. Specimens must represent at least 3 different varieties and include at least three cabochons of any size or shape, only one of which may be free-formed. A cabochon is a style of cutting in which the top of the stone forms a domed or curved convex surface. Three of the specimens must be mounted into jewelry findings.

Special lapidary exhibits should be entered in class 419105. Please note that each member is limited to one entry in this class.

# 4-H HORTICULTURE & LANDSCAPE DESIGN

Superintendent: Holly Thrasher Junior Superintendent:

Learn when, where and what to plant; learn the difference between cool and warm season vegetables; learn plant parts and how they are used; learn how to use basic garden tools; study seed varieties and starting seeds indoors; study preventative pest controls; learn about specialty harvests and selling your produce; study plant pollinations; study food industry careers; and learn about biotechnology.

## Rules

- All horticultural exhibits must be grown by the exhibitor in the current 4-H year.
- Secure entry form to disposable plate or container with string or tape. Use a sturdy disposable plate, bowl or container that will support the weight of the produce.
- A member may enter up to a total of 4 produce items, according to the number qualified at the county/district fair, each a different type of produce, from classes
- An exhibitor earning a purple ribbon at their county/district fair on an out of-season vegetable/fruit/herb (ex. Early peas) may substitute another vegetable/fruit/herb (ex. Pumpkin) in its place at the Fair.

**Garden Display:** Each exhibitor in this class will be limited to four square feet of space. The Garden Display must be exhibited in a tray, basket or container that can be easily moved by the fair staff. Exhibit consists of five different types of fresh vegetables or fruits. Canned products and shelled vegetables are not acceptable. Only one variety of each type of vegetable or fruit may be exhibited. The numbers of the five types of vegetables or fruits to be exhibited are as follows:

- Large Vegetables (One Each): Cabbage, Cantaloupe, Eggplant, Large Pumpkin, Squash, Watermelon
- Medium Vegetables (Five Each): Beets, Carrots, Cucumbers, Decorative Gourds, Potatoes, Miniature Pumpkins, Okra, Onions, Peppers, Radishes, Sweet Potatoes, Tomatoes, Garlic or other similar sized vegetable
- Small Vegetables (Twelve Each): Green snap beans, wax beans, English peas, cherry and pear tomatoes, or other similar sized vegetables
- Small fruits (One half pint box): Strawberries, blackberries, raspberries, or other similar sized fruits.
- Tree fruits (5 each): Apples, pears, peaches, or similar sized fruits.
- Grapes (2 bunches)

## CLASS Produce Display Exhibits

- 423001** Junior Garden Display
- 423002** Intermediate Garden Display
- 423003** Senior Garden Display

## CLASS Produce

- 423101** Small vegetable specimen plate (12)
  - Ex: green snap beans, yellow wax beans, cherry tomatoes other small vegetables.
- 423102** Medium vegetable specimen plate (5)
  - Ex: cucumbers, tomatoes, beets, white onions, yellow onions, red onions, bell peppers, other peppers, okra, parsnips, radishes, turnips, sweet potatoes, red potatoes, white or Russet potatoes, carrots, miniature pumpkin, decorative gourds, garlic or other medium vegetables.
- 423103** Large vegetable specimen plate (1)
  - Ex: watermelon, summer squash, winter squash, large type pumpkin, eggplant, cabbage, cantaloupe, other large vegetable.
- 423104** Fresh Culinary herbs (6)
  - ex: parsley, basil, dill, etc. Six (or a comparable quantity) of one variety of fresh herbs must be exhibited in a disposable container of water. Dried herbs are not accepted.
- 423105** Small fruits (one half pint box)
  - Ex. Strawberries, blackberries, raspberries, or other similar sized fruits. (if other, please include name of fruit on entry).
- 423106** Tree fruits (plate of 5)
  - Ex. apples, pears, peaches, or similar sized fruits.
- 423107** Grapes (plate of 2 bunches).

# 4-H HORTICULTURE & LANDSCAPE DESIGN

Superintendent: Holly Thrasher Junior Superintendent: Makayla Wolff

Learn when, where and what to plant; learn the difference between cool and warm season vegetables; learn plant parts and how they are used; learn how to use basic garden tools; study seed varieties and starting seeds indoors; study preventative pest controls; learn about specialty harvests and selling your produce; study plant pollinations; study food industry careers; and learn about biotechnology.

## Rules

- All horticultural exhibits must be grown by the exhibitor in the current 4-H year.
- Secure entry form to disposable plate or container with string or tape. Use a sturdy disposable plate, bowl or container that will support the weight of the produce.
- A member may enter up to a total of 4 produce items, according to the number qualified at the county/district fair, each a different type of produce, from classes
- An exhibitor earning a purple ribbon at their county/district fair on an out of-season vegetable/fruit/herb (ex. Early peas) may substitute another vegetable/fruit/herb (ex. Pumpkin) in its place at the Fair.

**Garden Display:** Each exhibitor in this class will be limited to four square feet of space. The Garden Display must be exhibited in a tray, basket or container that can be easily moved by the fair staff. Exhibit consists of five different types of fresh vegetables or fruits. Canned products and shelled vegetables are not acceptable. Only one variety of each type of vegetable or fruit may be exhibited. The numbers of the five types of vegetables or fruits to be exhibited are as follows:

- Large Vegetables (One Each): Cabbage, Cantaloupe, Eggplant, Large Pumpkin, Squash, Watermelon
- Medium Vegetables (Five Each): Beets, Carrots, Cucumbers, Decorative Gourds, Potatoes, Miniature Pumpkins, Okra, Onions, Peppers, Radishes, Sweet Potatoes, Tomatoes, Garlic or other similar sized vegetable
- Small Vegetables (Twelve Each): Green snap beans, wax beans, English peas, cherry and pear tomatoes, or other similar sized vegetables
- Small fruits (One half pint box): Strawberries, blackberries, raspberries, or other similar sized fruits.
- Tree fruits (5 each): Apples, pears, peaches, or similar sized fruits.
- Grapes (2 bunches)

## CLASS Garden Display Exhibits

**423001** Junior Garden Display

**423002** Intermediate Garden Display

**423003** Senior Garden Display

- Small vegetable specimen plate (12) Ex: green snap beans, yellow wax beans, cherry tomatoes other small vegetables.
- Medium vegetable specimen plate (5) Ex: cucumbers, tomatoes, beets, white onions, yellow onions, red onions, bell peppers, other peppers, okra, parsnips, radishes, turnips, sweet potatoes, red potatoes, white or Russet potatoes, carrots, miniature pumpkin, decorative gourds, or other medium vegetables.
- Large vegetable specimen plate (1) Ex: watermelon, summer squash, winter squash, large type pumpkin, eggplant, cabbage, cantaloupe, other large vegetable.
- Fresh Culinary herbs (6) ex: parsley, basil, dill, etc. Six stems (or a comparable quantity) of one variety of fresh herbs must be exhibited in a disposable container of water. Dried herbs are not accepted.
- Small fruits (one half pint box) Ex. Strawberries, blackberries, raspberries, or other similar sized fruits. (if other, please include name of fruit on entry).
- Tree fruits (plate of 5) Ex. apples, pears, peaches, or similar sized fruits.
- Grapes (plate of 2 bunches).

## CLASS Produce

**423101** Small Vegetable Specimen plate (12)

**423102** Medium Vegetable Specimen plate (5)

**423103** Large Vegetable Specimen plate (1)

**423104** Fresh Culinary herbs (6)

**423105** Small Fruits (one-half pint box)

**423106** Tree Fruits (plate of 5)

**423107** Grapes (plate of 2 bunches)

# 4-H HORTICULTURE & LANDSCAPE DESIGN

## FLORAL EXHIBITS

- A 4-H member may enter up to 4 floral exhibits plus one horticulture notebook, according to the number qualified at the county/district fair.
- Members may enter multiple entries in a single class in classes 423201-423202 provided each flower specimen is of a different species. EX: Class 423201 – Annual Garden Flower, member may enter sunflowers, zinnias, and marigolds under the same class number.
- Members are encouraged to exhibit cut flowers and fresh floral arrangements in disposable containers. If a non-disposable container is used mark it plainly with your name and county/district. The Fair is not responsible for the loss or damage to any flower arrangements, vases or containers. Containers cannot be picked up until release time on the last Saturday of the Fair.
- All floral materials must be grown and/or collected by the exhibitors. Do not use purchased plant materials. Entries should not take over one square foot of table space.
- NOTE - Kansas State Fair rule: Potted plants are not accepted.
- All entries must be freestanding, easily moved, and not require any special equipment to display. Hanging entries are not accepted.

## CLASS FLORAL

- 423201** Annual Garden flower, cut specimen, single
- 423202** Perennial Garden flower, cut specimen, single
- 423203** Fresh Flower Arrangement, flower materials must be grown and/or collected by exhibitor, not purchased  
Dried Flower Arrangement, no fabric or plastic material allowed. Materials must be grown/collected by the exhibitor
- 423204** Holiday or Themed Flower Arrangement, seasonal/holiday themed
- 423205** Potted Container– Up to 10 varieties; planted by exhibitor in container of choice. Please submit notecard listing varieties used and why. (no pre planted purchased containers may be exhibited/entered)
- 423206** Most Unusual Potted Container - Creative use of an object as a potted container. May include but not limited to farm implements, discarded kitchen bowls, old boots, hollowed out tree stump, etc. Planted by exhibitor. Please submit notecard listing plant varieties and why they were selected.  
Houseplant, foliage or flowering
- 423208** Fairy Garden
- 423209** Horticulture Notebook. Entry shall consist of a notebook or three ring binder of written narrative describing a horticulture project such as a landscape design, landscape installation, lawn renovation, water garden, flower garden, vegetable garden, lawn mowing service, landscape maintenance business, farmer's market business, or other horticultural project. 4-Hers are encouraged to include photographs, illustrations and/or landscape drawings that help explain work done by the member. Photos taken from the same location before, during and after the completion of the project are particularly helpful. Exhibitor may enter one horticulture notebook.
- 423210** Horticulture notebook scoring is based on the following criteria: Organization and General Appearance (neat, includes title page and table of contents, original, creative, etc.) 20%; Narrative (including goals, successes, failures, etc.) 40%; General Content (subject matter, photos, maps, knowledge gained, etc.) 40%

\*NOTE: Some classes in the flower division may not be state fair eligible. Please check State Fair Book (at Extension Office or online) for division & class information.

**\*Notebook, Poster, Educational Display\*-Any Individual Project**

# 4-H INTERIOR DESIGN & ARCHITECTURE

Architecture and Design is an important aspect of creating work and living environments that feel good and serve a purpose to those who utilize them. Designing the feel, look or mood of a room with lighting, furniture, wall placement and design elements are all examples of ways to incorporate the design process into your environment. Learning and experimenting with the elements of design – color, line, value, space, shape form and texture, is important. Of equal importance is knowing how to work with the principles of design – proportion, scale, balance, rhythm, unity and variety. Being a designer (architect, industrial/product designer, interior architect or interior designer) starts with having an end goal in mind and using each step of the planning process to support the end goal. Good designers understand how design makes a space look good and the components needed to put it together. The overarching goal is to create a space that is structurally sound, safe, inclusive, functional, and inviting to all.

## Rules

- An entry card must be attached to the exhibit with material appropriate to the exhibit: safety pins, tape, string, etc.
- Projects must follow individual class guidelines and provide enough information to explain design intent using basic design vocabulary as described in pilot project materials.
- Projects entered that do not follow specific class guidelines will not be judged.
- In 2025, the Interior Design and Architecture Pilot Project was launched, which includes new classes and class descriptions. Because of this, we will not be accepting notebooks or furniture items in this division. Therefore, former rule #7 in Woodworking (7. Refinished/ repaired furniture should be exhibited in Interior Design & Architecture Class 4400 - Single Exhibit.) will no longer apply. We will re-evaluate this decision for 2026.

## INTERIOR DESIGN FOCUS:

Interior Designers have a capacity to influence the way we feel when we inhabit a space. In some instances, this impact can be felt emotionally and physically, in other words, it can affect our mood. Tools such as color, light, texture and pattern can all be used to convey or stimulate such a response to a space.

## CLASS

**420001 Interior Room Design Board.** Select one room within your home or imaginary/future home (bedroom, bathroom, kitchen, etc.) to design.

Create a basic floor plan showing wall footprint including any furniture, fixture and/or cabinet layout. Include any other illustrations, drawings or photographs to help support your design. Also include material/finish samples (wall treatments, floor covering, paint samples, etc.) Label drawings, material finishes and any additional information so the audience understands their intention. All finishes should be attached to the presentation board along with budget information and design intent..

To explain your design intent, write a brief description to be included on the design board. (no more than one page 8.5" x 11").

Presentation boards must be foam core or a standard tri-fold display. Presentation board should be cut to size to fit all drawings, finish materials, images and written materials so it's easily viewed without being oversized. Workmanship, design layout and neatness should be taken into consideration when completing the presentation board.

**420002 Two Collages on Presentation Board.** In this project, develop two imaginary interior rooms. Each room should start out with identical dimensions and features (doors, windows, etc.) The function of the room can be up to you (bedroom, coffee shop, art studio, etc.) but should be the same for both rooms. For each space, use collage to create a feeling or mood for the occupants of the space. The mood created for one space should be the opposite or contrast to the second space. Choose a pair of contrasting words from the list provided in the Pilot project materials are located on the Kansas 4-H website under "projects" and "Interior Design & Architecture".

Each collage must be on its own page. Maximum page size preference and maximum is 11 x 17; can use smaller dimensions if needed. Collages should utilize layers to convey a space that includes a background, midground and foreground. Once these are established, add as many additional layers as needed. Use print materials from magazines, colored paper, the internet, or other design materials to find furniture, lighting fixtures, textures and other elements to complete each collage. Don't worry too much about the functionality of the space but focus on materials and colors to create the mood of the space.

For each collage, write a brief description of your design intent. (one to three paragraphs total). Additionally, you may include research, inspiration imagery or any additional drawings that helped you design your space. Adhere to both collages and design intent on a foam core presentation board. Label each collage with the descriptive words you selected from the list.

Foamcore presentation board should be cut to size to fit all collages, images and written material so it's easily viewed without being oversized.

Workmanship, design layout and neatness, and design strategy should be taken into consideration when completing your presentation board.

## 4-H INTERIOR DESIGN & ARCHITECTURE

**420003 Two Diorama Models.** Similar to class 4401, 4-H Members will construct two dioramas, one for each space demonstrating contrasting moods. Each diorama will be designed within similar sized boxes. Boxes should be large enough to be easily viewed but no larger than 12" length x 10" height x 8" depth. Both rooms being depicted need to be the same size. Manipulation to the box is allowed (cutting open such as windows, etc.)

Dioramas should use layers to convey a space which includes a background, midground and foreground. Once you have these established, you can add as many layers as needed. Use print materials from magazines, scrapbook paper, colored paper, the internet or other design materials to find items such as floor, ceiling or wall coverings, furniture, lighting fixtures, textures and other elements to complete each room or diorama. Elements will need to be cut out and adhered to a rigid material such as foam core board or cardboard and securely placed inside the box to establish each background, midground and foreground to reflect the design of the room.

Don't worry too much about the function of the space, focus on materials and colors to create the mood of the space. Use openings in your container to experiment with the effect of light in your space.

Dioramas should not contain purchased toy figures, miniature furniture/cabinets or moveable parts, but may include securely adhered 3-dimensional elements of the the project member's own making. Elements should be adhered to materials easily found at home. For example: magazine photos, cardstock, plastic, cardboard, chipboard or other material to depict design finishes/elements within the diorama.

Include small, foam core presentation board with the set of dioramas that includes design intent for each diorama and any research or inspiration imagery used to complete the dioramas.

Workmanship, design layout and neatness, and design strategy should be taken into consideration when completing your dioramas.

### ARCHITECTURE FOCUS:

Architects plan, design and oversee the construction of buildings and other structures beginning with concept development to the final construction phase of projects. It's also important that they ensure the final product is safe and functional. Architects balance artistic creativity with sound building techniques while also considering how the built environment impacts people's emotions and lifestyle.

**420101 Marble Maze or Enclosure.** Create a space in which a marble will move through a sequence of rooms, enclosures or spaces. Use different types of elements and materials to enclose your spaces or guide the marble. Consider the size of the marble and how you want the space to feel – big and open or small and enclosed. Pay close attention to the sizes of architectural elements relative to the size of the marble.

To begin, identify a clear goal for the marble maze or enclosure. Use the glossary in the pilot project materials (located at [www.Kansas4H.org](http://www.Kansas4H.org) under projects, then interior Design & Architecture) for design vocabulary to help support the goal.

To construct the marble maze or enclosure, use household materials found around the home to create the structure. (cardboard, chipboard, construction paper, paper towel or toilet paper tubes, etc.). Materials don't have to be boring, but they should be functional. Don't be afraid to get creative with your construction materials when thinking of your overall goal and presentation.

No minimum size requirements for this project, but the base of the structure should be no larger than 18" x 24" (poster board size) and 12" in height.

In addition to your enclosure/maze, you may also present a small design board with illustrations/drawings to help the audience understand the path of travel for the marble, or the rules for which you designed.

Presentation board can be made from foam core or a small tri-fold display. Adhere illustrations, photos or drawings to the board with any other information useful to the viewer including design intent and goals you set for the marble maze/enclosure.

Write or type a brief description of your design intent (1-3 paragraphs total) to be included on the design board.

Workmanship, design layout and neatness, and design strategy should be taken into consideration when completing your enclosure.

## 4-H INTERIOR DESIGN & ARCHITECTURE

**420102 Marble Maze Presentation Board Only.** Presentation board should be foamcore or tri-fold display with below items attached:

Include drawings of your marble enclosure/maze design; (examples include floor plan, section, elevations, etc.)

In addition to your base drawings, include any illustrations/drawings to help your audience understand the path of travel for the marble. You may also include quality photographs that show the sequence of the marble moving through the built design. Images may be annotated, meaning you can use notes to explain your thoughts/design intent, on the board. This sequence of photos should visually tell the story of your design.

Write or type a brief description of your design intent (1-3 paragraphs in total) to be included on the presentation board

Workmanship, design layout and neatness, and design strategy should be taken into consideration when completing your design board.

# 4-H PHOTOGRAPHY

Superintendent: Joanna McAlister - Junior Superintendent: Addie McAlister

Tell your story through photography. This project helps capture unique and fun photos of friends, family, pets, nature and important events in your life that you want to document. Learn how to plan, compose, light and exhibit your photos. Learn the basics of using a smartphone or camera and advance into wide-angle and telephoto lenses, filters, light meters and computer enhancement. Photos are judged on composition, technique and appeal.

- READ GENERAL RULES AND REGULATIONS
- Up to 16 entries with no more than eight entries per class
- Black and white prints and color photographic prints may be exhibited. Prints must be exhibited in the same format in which they were exhibited at the local fair. (Example: If a print was exhibited as a color print at the local fair it must be exhibited as a color print at the state fair. The same applies for black and white photos).
- Photographs entered must be the result of the current year's project work by the 4-H member. Photo images must be taken by the 4-H Member (exhibitor).
- Photographs taken with a digital camera are allowed no more adjustments than exposure, color intensity or correction, one click filter effects, red eye removal, cropping, dodging and burning, and HDR (high dynamic range). Please note: AI (artificial intelligence) modified images are not allowed.
- The black and white classes are for black and white photos only. Monochromatic prints, including sepia prints are considered color photos and must be entered in the appropriate color photo class.
- All photos must be no larger than 8" x 10" and no smaller than 7"x 9" after trimming.
- Appropriate photo subject matter: Photographic subject matter is expected to follow 4-H standards. For a sense of prohibited subject matter, review the Kansas 4-H member Code of Conduct; in general, if it is not allowable at a 4-H event, it is not allowable in a 4-H photograph at the State Fair.
- Photos with live subject(s) on railroad right of way or taken from railroad right of way property will not be displayed in Kansas 4-H Photography and will be DISQUALIFIED and Not Judged.
- Copyright protections must be observed.
- Decisions as to display and/or penalties will be made by the Photography Department Superintendent and the 4-H Specialist responsible for the photography project.

## CLASS

### COLOR PHOTOGRAPHY

- 422001** Color photos taken by a 4-H member with 3 years or less in the project.
- 422002** Color photos taken by a 4-H member with 4 – 7 years in the project.
- 422003** Color photos taken by a 4-H member with 8 or more years in the project

### BLACK AND WHITE PHOTOGRAPHY

- 422004** Black and white photos only taken by a 4-H member with 3 years or less in the project.
- 422005** Black and white photos only taken by a 4-H member with 4-7 years in the project.
- 422006** Black and white photos only taken by a 4-H member with 8 or more years in the project

### OTHER PHOTOGRAPHY

- 422007** **Digital Composite Image** - Photo must be created from two or more originals taken by the exhibitor. Exhibitor must include a second 11 X 12-1/2 matte board (Explanation Board) mounted with standard size prints of the original photos, 3x5 card(s) explaining what manipulation was done and a standard size print of the final photo. Optional, may include prints of editing steps. Photos showing editing steps. Photos showing editing. No state fair class exists for this exhibit, county fair only.
- 422008** **Photo series** - a series of 3.5" x 5 or larger photos mounted on studio mount, foam core, matte board or poster board no larger than 11 x 14. Must tell a story or cover an event. Photos should be all color or all black & white. No state fair class exists for this exhibit, county fair only.

# 4-H PHOTOGRAPHY

## CLASS OTHER PHOTOGRAPHY

**422009 My Favorite 4-H Photography Display** - This is a "display only" class.

- Eligible members must have enrolled in photography for ten (10) or more years.

Requirements are:

- **A.** Choose a total of four (4) of your favorite photos from any of the years enrolled in photography. If used previously in competitive exhibits, removal I data slips and stickers. If the photo is an unmounted print, mount it using standard 4-H requirements and mat board.
- **B.** Develop a short biography piece. Tell how/when an interest in photography began. Explain why each of the four photos is a favorite. Share the skills learned because of photography. Think beyond the camera skills and include leadership, community service, etc. Tell of any mentors/leaders worked with. Share workshops or camps pertaining to photography you attended. Explain (if relevant) any plans to use photography skills beyond 4-H/High School. Include a small (2 X 3) photo of yourself at the start of the biography. Print the biography document and mount it on a standard mat board. Place name and Extension unit on the back of each of the 5 matte boards in the upper right-hand corner. *This exhibit does not have to qualify at the county/district level to exhibit at the Kansas State Fair.* Exhibitor does not need to use an ID Strip for these photos. A member who qualifies to exhibit in this class is still allowed to enter two prints and a portfolio for judging if qualifications for those classes are met.

**Portfolio classes** - Please Note: Art Portfolio books for portfolio classes may be found at art supply stores, big box craft stores or online. They generally contain a black cover with clear pages to hold photos. Portfolio book pages should be 8 ½ x 11" in order to hold an 8 x 10 photo.

**422010 Growth Portfolio** - Member is eligible for this class beginning with the third year of enrollment in the 4-H photography project.

- Exhibit will consist of one photo for each year of enrollment. Each photo must have been created in a different year and must be labeled with the year taken/project enrollment year. A maximum of 5 photos may be included if the member has 5 or more years of enrollment. Photos are not required to be in a consecutive order. For example, a nine-year-old with three years enrollment in photography is eligible to enter a growth portfolio. The portfolio in this example should have one photo from the seven-year-olds year, one photo from the eight-year-olds year, and one photo from the nine-year-olds year. The growth portfolio class may start at any time in the member's photography career. For an older member, the growth portfolio would represent any five years in the project, for example, years 1,3,5,7 and 9 for a member having project enrollment totaling 9 years.
- Photos must be 8" x 10" and may be color or black and white and must be unmounted.
- An information sheet must accompany each photo giving brand and model of camera used to create the photo. Setting for focal length, aperture, mode and shutter speed must also be listed. The skills set used to create the photo must be given and fully explained. The main goal for each year should also be given. The form for this information is available on the Kansas4h.org website, is a form fillable document and is required.
- A short introduction of the photographer should be placed in the first page. This introduction should tell why the 4-H member enrolled in the Photography project and why they have continued to enroll. Exhibitor could also tell of a fun event photographed, a learning experience that taught them new skills or other related learning.
- Beginning with photo 2 (two), member description of GROWTH in project skill must be included on information sheet.
- Exhibit will consist of introductory page, skill sheet and photo from each year in chronological order and arranged in a portfolio book. Skill sheet will go in left hand page and unmounted photos in right hand page.

**422011 Career Portfolio** - Member must have been enrolled in Photography for 5 (five) or more years OR member must be age 15 -19 and been enrolled in photography for at least two (2) years.

- Exhibit will consist of ten (10) 8 x 10 photos showing skill development in one of the following photography areas: Portraiture, Special Effects (not done with computer), Landscape, Photo Journalism, Black and White, Nature/Wildlife or Graphic Design (computer skills with photos). All photos must be the result of the current 4-H enrollment year.
- Photos may be color except if Black and White option is chosen and must be unmounted.
- An information sheet must accompany each photo giving brand and model of camera used to create the photo. The settings for focal length, aperture, mode and shutter speed must also be listed. This sheet may be downloaded from the Kansas4h.org; it is a form fillable document and is required.
- A one-page summary should accompany the portfolio listing the goal for pursuing this area of photography and what skills were learned while doing so. Mentors should be acknowledged. Career exploration can also be described.

# 4-H PHOTOGRAPHY

## \*\*PHOTOGRAPHY MOUNTING INSTRUCTIONS WITH DIAGRAM ON THE NEXT PAGE\*\*

### Photo Mounts:

- Adhering photo to matte board: A full coverage permanent mount using a spray adhesive must be used. Do not use household glues, glue sticks, double stick tape/patches, etc. to adhere photo to matte board. Photos not mounted correctly will be lowered one ribbon placing after judging. Each photo is handled numerous times throughout the fair judging, sorting, and display process. Proper mounting is important for durability and display purposes. Educational video for proper mounting is available at [www.kansas4-H.org](http://www.kansas4-H.org) on the photography project webpage.
- Photos are to be mounted across the narrow (11") dimension of an 11" x 12.5" sheet of white or cream studio matte board. (See diagram below) Photos mounted on poster board will not be displayed. Matte boards may be purchased from your local K-State Extension office
- Photos must be mounted with the top edge of the print 1" below the top of the mount (board is always oriented narrow side up). The sides of the print must be equal distance from the two sides of the mount.
- Improperly mounted photos, oversize or undersize photos or photos with the white borders not removed or lettering (including dates) on the photo, will be awarded a ribbon one placing lower than the placing determined by the official judges.

### Photo ID Strip:

- The Kansas State Fair 4-H Photography I.D. Strip is available from your local K-State Extension Office or available for download at [www.kansas4-H.org](http://www.kansas4-H.org) on the photography project webpage. The strip must be used and mounted correctly on the bottom front of the matte board.
- No lettering, including dates, is permitted on the front of the mount or on the photo. Only the Kansas State Fair 4-H Photography ID Strip is to have lettering on it. No underlay or borders are to be used.
- No lettering, names, addresses, descriptions or personal information pertaining to the photo or exhibitor should be written on the back of the photo matte board. The back of the photo matte board should remain blank.

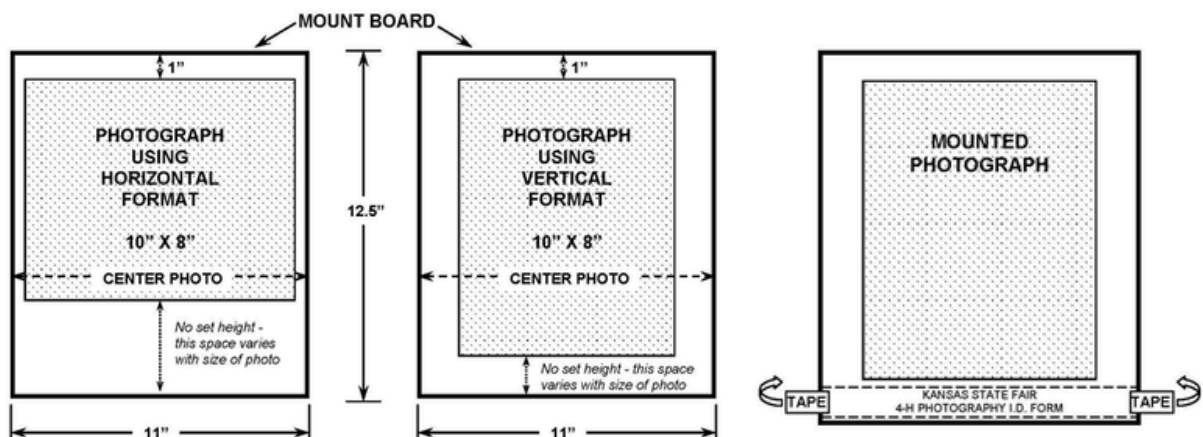
### Photo ID Strip Label:

- For State Fair, after a 4-H member has entered their photography, the State 4-H office will send a preprinted label to the local extension office with the exhibitor's information (Name, Extension Unit, Class #, Years in Project). This label will adhere to a specific area on the photography I.D. Strip.

### Clear Plastic Bag:

- To protect exhibits from dust and moisture, place mounted photo in an unsealed protective plastic bag. Bags are available at your local K-State Extension Office. Bags are sealed for display once the photo has been judged.
- For State Fair, Photos entered in any class of the 4-H Photography Division may be used in State Fair 4-H Photography judging contest. Entry of a photo in the 4-H Photography Division contest grants permission to use the photo in the 4-H Photography Judging Contest. This contest takes place the first Sunday of the Kansas State Fair and lasts a few hours. Once the contest is over, the photos are returned to display in 4-H Centennial Hall.

### PHOTO DISPLAY INSTRUCTIONS



**NOTE:** Use only adhesives designed for permanent photography mounting. Do not use rubber cement or other household glues (white glue, etc.).

# 4-H ROBOTICS

The Kansas 4-H Robotics program is designed to allow 4-H members to explore robotics, from simple machines to complex systems, all completing various tasks that exhibitors define for them.

## Rules

- 4-H members must be currently enrolled in the Kansas 4-H Robotics project to exhibit in this division.
- Each exhibitor is required to complete the "4-H Robotics Exhibit Information Form," which is available through your K-State Extension office or at <https://robotics.engtech4ks.com/>.
- This form must be attached to the outside of a 10" X 13" manila envelope. All revisions of all forms previously released for the Engineering and Technology division, either undated or dated prior to the current year, are void for use, and new forms must be obtained and used that are dated by the State 4-H office for the current year. Use of old forms should result in the loss of one ribbon placing for exhibits.
- Each exhibit must include a robot, information packets are not a sufficient exhibit.
- Robots must have automated (electric, pneumatic, hydraulic, etc.) articulated structures (arms, wheels, grippers, pneumatic, hydraulic, etc.). Game consoles that display on a screen are not considered robots and should either be entered in the computer sciences division or electronics and renewable energy division. Robots requiring no assembly, just programming, such as Ozobots, are considered computer sciences projects as the skill is focused on programming not on the construction of the robot.
- Robot dimensions should not exceed 2 feet high, by 2 feet wide, by 2 feet deep. If displayed in a case (not required for the state fair, but strongly encouraged for county fairs) the outside case dimensions should not be excessive. The display case should have the exhibitor's information attached to both the base and cover, as the top part (lid) of the case may be separated from the display.
- Materials, including but not limited to USB drives, obstacles, spare batteries, and mats for testing the robot, may be placed in a separate container, which is not included in the robot's dimensions. That container may not be larger than 576 cubic inches as measured along the outside of the container (Examples: 4" x 4" x 36" or 4" x 8" x 18" or 6" x 6" x 16"). The container, if used, and/or any large objects (such as mats or obstacles) should be labeled with the exhibitor's name(s) or ID's, county, and if applicable district as they will be stored separately from the exhibit.
- All electric components of the robot must be adequately covered or concealed with a protective enclosure, specifically circuit boards. Paper is NOT considered an adequate enclosure or covering for electrical components.
- Robots may be powered by battery, water, air, elastic energy devices (rubber bands, ballons, etc.) or solar source only. Junk drawer robots may be powered by a non-traditional power source. Robots powered by fossil fuels/flammable liquids will be disqualified. Robots that include weaponry of any kind will be disqualified. Weaponry is defined as any instrument, possession, or creation, physical and/or electrical that is intended to inflict damage and/or harm to individuals, animal life, and/or property.
- Remote controlled robots are allowed under certain conditions provided that the robot is not drivable. Robots programmed on phones/tablets need to have a specific program created, using motion controls to move the robot is not acceptable, for example, "press forward on the screen to make the robot go forward." A remote is allowed, provided more than a single action happens when a single button is pressed on the remote. For example, "a motor spins for 3 seconds, at which point an actuator is triggered, then the motor spins for 3 more seconds." Remote controlled cars, boats, planes and/or action figures, etc. are not allowed.
  - a. Robotic arms and hand extensions (hydraulic, mechanical, or electrical) are allowed.
- Each robot must be in working condition. The judges will operate each robot to evaluate its workmanship and its ability to complete its intended task. In the event the robot uses a phone, tablet, or similar device for both programming AND control of the robot a video will be used to evaluate the working condition of the robot. The video should follow the instructions provided for operation so that the judge can follow along with the provided instructions. For county fairs, where consultation judging is used the video requirement should be waived in favor of actual operation of the robot.
- The exhibit must include written instructions for operation ( Instructions should be written in clear, simple, step-by-step language so that someone with no prior experience could successfully operate the robot.), construction plans (do not need to be printed), a video, and one to five pages of project photographs are required for all robotic exhibits. For robots that can be programmed, robot programming information must be included. This information should be placed inside the 10" x 13" manila envelope mentioned above. Robot programming information can be, but not limited to, source code, block diagrams, screen captures of the coding window, and other images that show the programming logic used.
- The exhibitor may enter their robotics project in either robotics or electric and renewable energy project if the exhibitor chooses, but not both.
- No exhibitor will be allowed to set up their robot in person at the state fair.
- If that the robot uses a device like a phone, iPad, or tablet for programming AND operation, DO NOT include the device (phone, tablet, etc.). The device's safety cannot be ensured. Instead, record a video demonstrating the instructions included for your robot, as described above. It should show, setting up the robot, starting the robot, the robot executing its task, and powering off the robot, just like how the instructions are written.
- For the State Fair, the 4-H Member must include a video following their instructions for operation: Videos with an accompanying release form signed by the exhibitor's parent or guardian may be displayed at the State Fair in the Engineering & Technology exhibit area. Or They video must not be more than 8 minutes long and should be included on the USB drive. The video must be in MP4 format. OR videos for the Kansas State Fair, may be uploaded to a video sharing site, such as YouTube, instead of being placed on the USB drive. The video should be set as "private" so only those with the link are able to view it. The link should be written on the video form for judges to review. Capitalization in URLs matters, incorrect URLs may result in a ribbon place deduction.

## 4-H ROBOTICS

- FOR COUNTY FAIRS with consultation judging, it is recommended that the video elements be waived in favor of talking with the exhibitor.
- Creativity, workmanship, and functionality will be strong criteria in judging the "Robot designed by Exhibitor" classes. All robots should have a purpose or intended function, examples include, but are not limited to following a line, sweeping the floor, solving a Rubix Cube, sorting colors, or climbing stairs.
- Exhibitor's name(s) or ID(s), county, and if applicable district must be tagged or labeled on the robot such as on the bottom of the robot, exhibit cards are not an acceptable form of labeling.
- There are no county or district boundaries that must be adhered to in order to form a Kansas 4-H Engineering & Technology Robotics team. However, as mentioned in the general rules, each team member must be currently enrolled in the Kansas 4-H Robotics Engineering & Technology project.
- Robotics exhibits may be checked out for use in a Kansas State Fair 4-H demonstration or 4-H illustrated talk with prior permission. For permission, check with Extension staff. The exhibit must be returned to the display immediately after the demonstration/illustrated talk or the exhibit will be disqualified. Exhibitors and/or their designees may not remove exhibits from its display prior to the exhibit release time on Saturday without the express consent of 4-H staff, any exhibit removed before release time without 4-H staff consent will be disqualified.

### CLASS

#### **JUNIOR AGES 7-9 YEARS OLD 9 YEARS + OF AGE QUALIFY FOR STATE FAIR**

- 425201** Robot made from a commercial (purchased) kit (no programming, just assembly).
- 425202** Robot designed by exhibitor. The robot must not be a mere modification of an existing robot kit or plan.
- 425203** Programmable robot made from a commercial (purchased) kit.
- 425204** Robot designed and constructed by exhibitor or from a commercial kit, that is operated by a remote-controlled device.
- 425205** Junk Drawer Robotics.

#### **INTERMEDIATE AGES 10 – 13 YEARS OLD**

- 425206** Robot made from a commercial (purchased) kit (no programming, just assembly).
- 425207** Robot designed by exhibitor. The robot must not be a mere modification of an existing robot kit or plan.
- 425208** Programmable robot made from a commercial (purchased) kit.
- 425209** Robot designed and constructed by exhibitor or from a commercial kit, that is operated by a remote-controlled device.
- 425210** Junk Drawer Robotics.

#### **SENIOR AGE 14 YEARS AND OLDER**

- 425211** Robot made from a commercial (purchased) kit (no programming just assembly).
- 425212** Robot designed by exhibitor. The robot must not be a mere modification of an existing robot kit or plan.
- 425213** Programmable robot made from a commercial (purchased) kit.
- 425214** Robot designed and constructed by exhibitor or from a commercial kit, that is operated by a remote-controlled device.
- 425215** Junk Drawer Robotics.

#### **TEAM ROBOTICS PROJECT**

- 425216** Robot designed and constructed by two or more 4-H project members. The robot must not be a mere modification of an existing robot kit or plan. The robot may be a programmable type that is made from a commercial (purchased) kit. This division is designed to encourage teamwork and cooperation among fellow 4-H members. As with many high-tech projects today, no one person designs and builds a robot alone. It takes the brainstorming, planning, problem solving, and cooperation of an entire team to complete a given robotics project.

# 4-H SEWING & TEXTILE DESIGN

Superintendent: Joanna McAlister - Junior Superintendent: Lilly McAlister

This project will teach you the basics, such as sewing a pillowcase or shirt, learning different stitches or putting in a zipper. Learn to create and sew your own clothing and accessories while exploring the world of fashion and how to take the design of your choice and customize it for the perfect look, color and fit.

- Read General Rules & Regulations
- All exhibitors must be enrolled in Sewing and Textile Design, and the exhibit must have been entered in the local county fair in the sewing and textile design project.
- No exhibits will be released for any other use. Garments entered in this division cannot be used in the Fashion Revue.
- Articles, garments, outfits may have been used/worn but should be carefully laundered or cleaned before being exhibited. Exhibits may be placed in clear plastic bags for protection to and from State Fair. Bags will be removed for clothing display purposes. Items should be hung on swivel or wire hangers (no plastic hangers). Multiple-piece exhibits should be fastened together and noted on the card how many pieces make up the exhibit.
- Identification Labels (sew or use a safety pin, no straight pins may be used to attach these items)
  - Type or print on 3" x 2½" piece of cloth: Class Number, County or District, Name and number of pieces in exhibit, ie 1 of 2, 2 of 2.
  - Attach labels on inside of garment with a safety pin or corner stitches(back of neck, center back of waistband, or left end of apron band). Label each piece.
  - Place entry form and score card on front left shoulder seam of garment or to the left side of waistband with hanger opening facing to the left, as if you were wearing the garment, so that the hanger opening faces the attached entry form.
  - Please use a string to tie together the hangers of exhibits that require more than one hanger. Examples: Dress and Jacket, Top and Skirt.
- Pre-cut kits are acceptable for all clothing classes. All articles/garments must be finished for use.
- The exhibitor is encouraged to attach an index card or photo, no larger than 4" x 6" with the entry form to give the judge any information which the exhibitor thinks would be helpful for the judge to know and could include care information. If your exhibit qualifies for the Wool Award, please indicate you would like your exhibit considered and share wool percentage on the card.
- Recycled Clothing Project – An item made of at least 50% recycled material (recycled means reusing an existing item in a new way). Could be remaking/ redesigning a garment, re-purposing a clothing item for a new use, etc. Must include sewing of some kind. An index card (no larger than 4"x6") MUST accompany entry describing the recycled materials and how they were used in the item.
- All entries in this project will be judged BEFORE fair week at the Stafford County Annex in St John.
- Participants are encouraged to contact the Extension office to set up a practice session at the Annex building prior to judging.
- Judging: the exhibitor will first model the garment/outfit to show how the garment/outfit fits, then consult at the table with the judge.
- *Kansas State Fair Rule: No exhibits will be released for any other use. Garments entered in this division cannot be used in the Shopping in Style Fashion Revue.*

## NOTE: USE 4-H NOTEBOOKS, POSTERS, AND EDUCATIONAL DISPLAYS CLASS NUMBERS

- Educational Exhibit Classes - Share with others what you learned in the Sewing and Textile Exhibits may be in the form of a poster, notebook or display. Follow copyright laws as explained in the General Rules as you are preparing your exhibit. Take care to select durable materials that will withstand State Fair conditions. No card table displays are allowed. If the exhibit is a poster, it must not be larger than 22"x 28".
- If the exhibit is a display, maximum size is not to exceed a standard commercial 3' x 4' tri-fold display board. Name and county/district must be clearly marked on educational exhibits.

# 4-H SEWING & TEXTILE DESIGN

## CLASS

### JUNIOR SEWING & TEXTILE (CONSTRUCTION) Ages 7-9

- 412001 Assembled sewing kit
- 412002 Article (See definition box)
- 412003 Garment - (This class is a beginning class so it shouldn't include things such as zippers, button holes and buttons, set-in sleeves etc.)
- 412004 Recycled Article (Example: a purse made from old jeans)
- 412005 Recycled Garment (Example: Jeans made into capris and embellished with trim.)
- 412006 Other

### INTERMEDIATE SEWING & TEXTILE (CONSTRUCTION) Ages 10-13

- 412101 Assembled sewing kit
- 412102 Article (See definition box)
- 412103 Garment - (This class is a beginning class so it shouldn't include things such as zippers, button holes and buttons, set-in sleeves etc)
- 412104 2 piece coordinated outfit
- 412105 Recycled Article (Example: a purse made from old jeans)
- 412106 Recycled Garment (Example: Jeans made into capris and embellished with trim.)
- 412107 Other

### SENIOR SEWING & TEXTILE (CONSTRUCTION) Ages 14 & up

- 412201 Garment
- 412202 Article
- 412203 2-piece coordinated outfit
- 412204 3-piece coordinated outfit
- 412205 Recycled Article (Example: a purse made from old jeans)
- 412206 Recycled Garment (Example: Jeans made into capris and embellished with trim.)
- 412207 Formal
- 412208 Suit
- 412209 Coat
- 412210 Other

## DEFINITIONS

**ARTICLE** IS A SIMPLE ITEM CONSTRUCTED AS A CLOTHING PROJECT SUCH AS A LAUNDRY BAG, GARMENT BAG, BACKPACK, APRON, PILLOW, SCARF OR ARTICLES SUGGESTED IN THE PROJECT MATERIAL. CAN BE HAND OR MACHINE SEWN, AND COULD INCLUDE APPLIQUE OR MACHINE EMBROIDERING ON ITEMS THEY HAVE MADE.

**2-PIECE COORDINATED OUTFIT** IS 2 PIECES THAT CAN BE WORN TOGETHER AT THE SAME TIME, BUT NOT NECESSARILY A COMPLETE OUTFIT. (I.E. VEST AND SKIRT).

**GARMENT** CAN BE A SKIRT, SHIRT, BLOUSE, VEST, SIMPLE DRESS, A COAT, A JUMPER, A JUMP SUIT, ELASTICIZED SHORTS, OR SLACKS OR A PULL OVER TOP, ETC.

**3-PIECE COORDINATED OUTFIT** - IS 3 PIECES WITH AT LEAST 2 OF THE PIECES CAN BE WORN TOGETHER AT THE SAME TIME. THE THIRD PIECE COULD BE WORN WITH ONE OR BOTH, BUT NOT NECESSARILY AT THE SAME TIME. DOES NOT HAVE TO BE A COMPLETE OUTFIT. (I.E. 3 PIECES NOT WORN AT THE SAME TIME - A SKIRT, A BLOUSE, AND PANTS, OR 1 SKIRT AND 2 BLOUSES). ALL THREE MUST BE MADE BY THE EXHIBITOR - DO NOT EXHIBIT PURCHASED ITEMS.

**RECYCLED CLOTHING PROJECT**—(ALSO A KANSAS STATE FAIR CLASS) AN ITEM MADE OF AT LEAST 50% RECYCLED MATERIAL (RECYCLED MEANS REUSING AN EXISTING ITEM IN A NEW WAY) COULD BE REMAKING/REDESIGNING A GARMENT, RE-PURPOSING A CLOTHING ITEM FOR A NEW USE, ETC. MUST INCLUDE SEWING OF SOME KIND. AN INDEX CARD (NO LARGER THAN 4"X6") MUST ACCOMPANY THE ENTRY DESCRIBING THE RECYCLED MATERIALS AND HOW THEY WERE USED IN THE ITEM

## KANSAS STATE FAIR CONTESTANTS:

Each County may enter two contestants per class. Young men and young women are eligible to participate; however, each member may compete in only one class. Participants must be 10, but not yet 19, before January 1 of current year. Contestants must have been declared a winner of the county or district level. Alternates may participate if winners cannot attend. Paperwork will be placed in award packet at the County Fair Public Style Review.

## FAIR DISPLAY

Place garment on a hanger with a swivel hook. Secure skirt to hanger so it will stay attached. (Safety pins, clips etc.) Exhibits may be placed in clear plastic bags for protection to and from the fair, bags may be removed for display purposes.

# 4-H SHOOTING SPORTS

The Shooting Sports project helps youth thrive and develop life skills while teaching shooting safety, care and safety of shooting sports equipment, hunting practices, and provides an opportunity to test your skills. The fair classes are designed to provide an opportunity for youth to educate others about what they have learned through the project or to promote the benefits of participation.

- Exhibits in this division are open to educational displays, promotional posters, or experiential displays. Follow copyright laws as explained in the General Rules as you are preparing your exhibit. Take care to select durable materials to withstand State Fair conditions.
- National Minimum Standards and Best Practices <https://4-hshootingsports.org/wp-content/uploads/2024/01/12.13.23-Minimum-Standards-Update.pdf> MUST be followed as well as Kansas 4-H Shooting Sports Handbook. [https://bookstore.ksre.ksu.edu/pubs/kansas-4-h-shooting-sports-handbook\\_4H1101.pdf](https://bookstore.ksre.ksu.edu/pubs/kansas-4-h-shooting-sports-handbook_4H1101.pdf) Exhibits outside these standards will be disqualified.
- The exhibit size rule will be strictly enforced. Exhibits exceeding the size guidelines will be disqualified. Maximum exhibit size for all exhibits in this division is 4'X6'. Larger exhibits will be turned away.
- Educational Display: must be the standard tri-fold board ONLY, must not exceed standard tri-fold: 3'x4' unless there is a topper that sits on top of the board and does not take up additional table space; no additional table space available for promotional brochures or display items; content not to exceed display board borders.
- Promotional Posters: must be flat and no larger than 22"x30"; content not to exceed display board borders. Exhibits may be displayed on wall.
- Notebooks: no larger than 8 ½" x 11".
- Exhibits must not display, describe, or depict firearms or firearm components that are not allowed by 4-H Shooting Sports National Minimum Standards.
- Exhibitors must comply with state and federal laws and Kansas State Fair Management.
- No "live" ammunition containing propellant or explosive powders may be used in any display. An inert substitution must be used in lieu of powder and "live" ammunition, the substitution must be clearly described on the back of the poster, display or in a notebook.
- The Fair Board Committee nor the department of 4-H Youth Development, KSE are liable for the loss or damage of any personal property included as part of your poster, display or notebook.
- Name, county or district, age and year in project should be on the front of the poster, display or notebook unless special arrangements are made because of declination of publicity release.
- Exhibit topics regarding firearm care, handling, and shooting will only be accepted from Extension Units with 4-H Certified Shooting Sports Programs and enrolled 4-H youth in the specific Shooting Sports Project, and must follow National and State policies, minimum standards, and best practices.
- Exhibits will not be accepted if they are related to reloads.

## CLASS

### Educational/Promotional

**424001** Educational Display - must be directly related to the 4-H Shooting Sports project (standard tri-fold boards only)

**424002** Promotional Poster - must promote 4-H Shooting Sports project

**424003** Notebook - contents must pertain to some phase, results, story or information about 4-H Shooting Sports

### 424101 Experiential OPTION B

**Shooting Aid or Accessory** - Any item the 4-H member makes which helps the shooter/hunter better perform their sport, examples: rifle sling, kneeling roll, arm guard, shotgun vest, target boxes, shooting stick, etc. Include your design, or plans you adapted, what the item is and used for.

**Storage Case** - Any item the 4-H member makes with the purpose to safely hold a firearm, bow, ammunition, and/or arrows. Examples: soft sided shotgun case, quivers, firearm safe, include your design, or plans you adapted. Explain how the storage case is used.

**Practice Game or Activity** - Invent or adapt an activity to practice or teach a project skill. Include pictures of youth playing the game, testimonials of 4-H members who played the game, what skill is being worked on, and directions for the game. Explain how you came up with the game or adapted it to fit the needs of your group members.

## 4-H SHOPPING IN STYLE POSTER EXHIBITS

4-H members will learn what clothing styles look best on them while they also gain skills in building a versatile wardrobe and staying within their budget. Each year enrolled in Shopping in Style should build on previous year's learning experience. Exhibit one of the following options that align with the 4-H member's Shopping in Style level.

### Rules

- Posters can be flat poster board or foam board, no larger than 22" x 28."
- Tri-fold educational displays must be free standing and no larger than 36" x 48."
- Photos of 4-H member in purchased outfit must demonstrate criteria as outlined on scoresheet. Consider multiple angles, good light and highlight details so that the judge may accurately evaluate the exhibit.
- Exhibits should include actual photos of 4-H member in garments, and may also include pictures from magazines or the internet
- Shopping in Style Curriculum Manual found at <https://marketplace.unl.edu/extension/nebraska-4-h/4-h-curriculum/4h435dl.html>

## NOTE: USE 4-H NOTEBOOKS, POSTERS, AND EDUCATIONAL DISPLAYS CLASS NUMBERS

### CLASS

- 428101 Shopping in Style: Junior (age 7-9)** Choose one of the following activities from Unit 1 or Unit 2 of the curriculum project manuals. Exhibit should consist of poster that showcases:
- a garment you purchased that reflects your personal style and explains how this garment reflects your style and how it influences what others think of you; OR
  - a garment you purchased and explains how your personal style either aligns or contradicts what is considered to be "in style" today. OR
  - a garment you purchased and explains or illustrates how this garment is a modern version of a fad or fashion from an earlier decade; OR
  - a garment you purchased and explains how this garment reflects a different ethnic or cultural influence; OR
  - a garment you purchased and includes a color discussion that provides an overview of how different colors complement different hair colors and skin tones and how that influenced garment selection.
- 428102 Shopping in Style: Intermediate (age 10-13)**– Choose one of the following activities from Unit 3 or Unit 4 of the curriculum project manuals. Exhibit should consist of a display that showcases:
- an outfit you purchased to wear with a clothing item that was already in your wardrobe that still fit but you didn't wear anymore. Explains why the clothing item was not being worn and what you did to transform it into a wearable garment again. OR
  - a top and bottom that you purchased, as well as at least three pieces of clothing in your existing wardrobe that you can mix and match with the new items to create multiple outfits. Includes a clothing inventory and explain what you have learned by completing this activity. OR
  - an outfit you purchased and explain why you selected the garment you did, your shopping budget, and cost per wear; OR
  - an outfit you purchased and explain how advertising influences clothing purchases making a distinction between wants and needs. Include your shopping budget and cost per wear. OR E. an outfit you purchased along with a cost comparison between garments/accessories purchased vs. sewing/constructing the outfit. Comparison should include variety of shopping options and/or price tracking at stores over a period of time.
- 428103 Shopping in Style: Senior (age 14-18)**– Choose one of the following activities from Unit 5 or Unit 6 of the curriculum project manuals. Exhibit should consist of a display that showcases:
- an outfit you purchased and care requirements not only for this garment but also for garments made of other natural and synthetic fibers. Display should also include a care cost analysis for garments of different fibers; OR
  - an outfit you purchased which you have repaired or altered. Include a clothing inventory list which includes cost savings for repaired items as compared to purchasing replacement garments; OR
  - an outfit you purchased along with plans and commentary for a fashion show that that would capture the attention of an audience. Plans should identify target audience, venue, theme, budget, and logistical plan for the fashion show; OR
  - D. an outfit you purchased and explain 3 methods of clothing repair that you have learned, i.e. torn seam, torn hem, replacing a button, etc. Display should also include photos and list of your assembled clothing first aid kit. Include itemized expenses; OR
  - E. An outfit you purchased, and feature any other completed activity from the Shopping In Style curriculum of your choosing that isn't listed above.

## 4-H FASHION REVUE for Shopping in Style and Sewing & Textile (Constructed)

The Fashion Revue is an educational component of both the Sewing & Textile Design project and the Shopping in Style project. It emphasizes skill development in selecting, constructing or purchasing, accessorizing, and modelling of a garment or garments. Additional skills developed through the Fashion Revue are leadership, self-confidence, poise, good posture, good grooming, and planning.

- Read General Rules & Regulations
- All exhibitors must be enrolled in Shopping in Style and items exhibited must be the result of current year's project work by 4-H members.
- All entries in this project (Shopping in Style, & Shopping in Style Fashion Revue) will be judged BEFORE fair week at the Stafford County Annex in St John.
- Participants are encouraged to contact the Extension office to set up a practice session at the Annex building prior to judging.
- \*\*\*New for 2026: The Public Style Revue will be held during fair week.
- Judging: the exhibitor will first model the garment/outfit to display how it fits then will be required to consultate with the judge at the table.
- In the Shopping in Style Fashion Revue, a majority of the outfit must be purchased (not borrowed) and modeled by the 4-H member or made by another individual for the 4-H member, provided the fabric and pattern were selected by the 4-H member and the item was constructed by another individual (such as a vest, jacket, dress, skirt, pants, coats, etc.).
  - For Intermediate and Senior 4-H members should complete the Score Card and Cost Per Wear Form. This is the ONLY form that will be allowed. Older versions or local unit forms are not acceptable. This is a two page, form fillable document. Both pages need to be filled out by the exhibitor and then sent to their local Extension Office. Please be aware of the deadline to submit this information. The forms are available online at [www.21central.ksu.edu](http://www.21central.ksu.edu) and turned in by date specified set by the Extension office.
  - Public Review Script- 4-H members should provide a written script to their Extension Agent. Scripts should be 4-6 sentences in length. Write it exactly as you want it read during the public revue. Include 4-H members first name (no last name) and 4-H Club somewhere in the first sentence. 90% of the written script should describe the outfit being modeled. Some descriptors may include: fabric, colors, accessories, where you will wear the outfit, what you like best, etc. 10% of the written script can include information about hobbies and other info about yourself.
- Sewing & Textile Design Constructed Garments Revue: Majority of the outfit must be constructed and modeled by the 4H member who made the garment/outfit. Everything which is commonly considered an outer garment must be constructed (vest, jacket, dress, skirt, pants, coat, etc.). A sweater, blouse or shirt that is worn underneath another constructed garment can be purchased or made.
  - If the exhibitor constructed an item only (a shirt, pair of pants, a skirt) and was determined the winner at the county or district level, they may still model the item but will need to model with a purchased item. (For example: exhibitor constructed a item (shirt only), were declared the winner, in order to model the shirt, they will need to pair with a purchased item (pants/skirt/shorts etc.) This must be disclosed on the Fashion Revue Scorecard and Cost Per Wear Form.
  - The item constructed and modeled must be constructed and modeled by the exhibitor only. It is not permitted for the exhibitor to sew a garment to be modeled in the Fashion Revue for another person and substitute that person as the model during Fashion Revue. (For example: exhibitor cannot sew an outfit for a sibling and have sibling model the outfit.)
- Grand Champion and Reserve Grand Champions in Intermediates (Ages 10-13) and Seniors (Ages 14 and older) are allowed to compete at the Kansas State Fair's 4-H Shopping in Style Fashion Revue. Alternates may participate if winners cannot attend.
- For State Fair, participants may model only what can be worn. Garments cannot be carried. State Fair Sewing & Textile Design, fiber arts or visual arts exhibits CANNOT be used in any of the three fashion revue classes. There is a \$10.00 participation fee per participating 4-H member.
- For the County fair, participants may carry an article they constructed as part of their Fashion Revue outfit.
- Contestants should use good sense in choosing items that are appropriate to model in public.
- No live animals may accompany participant in public Fashion Revue; exception needed service animals.

### OUTFIT DESCRIPTIONS:

- Formal Wear – short, mid-length or long length;
- Dress wear– outfit suitable for special occasions, job interviews or church functions.
- School/Casual Wear – Chinos, Khakis, jeans, shorts, sweaters, separates, layered tops;
- Active Sports Wear – Sports attire, sneakers, dance outfits, tennis, running, basketball shorts etc.
- Western Wear – Jeans, boots, western shirts, western accessories (belt, hat, jewelry);
- Other outfit – Miscellaneous category for any extra outfit.
- Sewing & Textile Design Constructed Garments Fashion Revue - Majority of the outfit must be constructed and modeled by the 4H member who made the garment/outfit. Everything which is commonly considered an outer garment must be constructed (vest, jacket, dress, skirt, pants, coat, etc.). A sweater, blouse or shirt that is worn underneath another constructed garment can be purchased or made.

# 4-H FASHION REVUE for Shopping in Style and Sewing & Textile (Constructed)

## CLASS

### **JUNIOR SHOPPING IN STYLE (7-9 YRS.)**

- 413001 Formal Wear
- 413002 Casual wear
- 413003 Dress wear
- 413004 Active Sports wear
- 413005 Western wear
- 413006 Other outfit
- 413007 Sewing & Textile Constructed Fashion Revue only

### **INTERMEDIATE SHOPPING IN STYLE (10-13 yrs)**

- 413101 Formal Wear
- 413102 Casual wear
- 413103 Dress wear
- 413104 Active Sports wear
- 413105 Western wear
- 413106 Other outfit
- 413107 Sewing & Textile Constructed Fashion Revue only

### **SENIOR SHOPPING IN STYLE (14 & up)**

- 413201 Formal Wear
- 413202 Casual wear
- 413203 Dress wear
- 413204 Active Sports wear
- 413205 Western wear
- 413206 Other outfit
- 413207 Sewing & Textile Constructed Fashion Revue only

# 4-H SMALL ENGINES

Through Small Engines, you will have the opportunity to educate others about what you have learned in the project or to promote the benefits of participation in the small engines project.

All exhibits should involve engines smaller than 25 horsepower. Engine should have no fuel in tank or carburetor.

## Rules

- Only those who have met the requirements of the small engine project are eligible to exhibit in this division.
- An exhibitor may enter up to three items in this division, but only one article per class.
- Each Small Engines exhibit must include a "4-H Small Engines Information" packet with form. The form is available from your local K-State Extension office or at <https://engines.engtech4ks.com>. The form should be attached to a 10' X 13" manila envelope. Place exhibit paperwork and/or any pictures inside the manila envelope. For notebooks, display boards, and posters, no additional exhibit information is required; no manila envelope is needed for these exhibits
- Items that have been in use should be cleaned for exhibit.
- A sheet of operating instructions must be included in the packet for any exhibit that is not self-explanatory.
- As exhibitors prepare their exhibits, appropriate PPE (Personal Protection Equipment) is required.
- Cutting surfaces, such as blades, are to have a protective covering over them to prevent injury. The covering should be easily removed and reinstalled for judging. Foam "pool noodles" and multiple layers of cardboard are acceptable.
- If a safety violation is noted by the judges, superintendent, or other staff, the exhibitor's exhibit, at the judges' discretion, may receive reduced ribbon placement or disqualification.

## CLASS

- 414101 Display:** Exhibit a display, selecting one of the following options: 1) a display identifying different engine or lawn and garden equipment parts or a display showing the function of the various engine or lawn and garden equipment parts; OR 2) a display identifying and explaining the function(s) of different special tools needed for small engine repair or maintenance; OR 3) a display illustrating and providing the results of any one of experiments that are included in the project books. No complete engines, lawn tractors, tillers, chainsaws are permitted for display in this class. Maximum tri-fold or display board size is 3' x 4', items may not extend beyond the 24" from the back of the display board.
- 414102 Maintenance:** Exhibit a display that illustrates either: 1) Routine maintenance procedures OR 2) Diagnosing and troubleshooting specific problems in an engine. No complete engines, lawn tractors, tillers, chainsaws, etc. are permitted for display in this class. A maximum tri-fold or display board size of 3' x 4', items may not extend beyond 24" from the back of the display board
- 414103 Operation:** Exhibit an operable small engine (no more than 20 HP) overhauled or rebuilt by the member. Include maintenance schedule for the engine and a brief description of steps taken by the member overhauling or rebuilding the engine. The engine should not contain fuel in the tank or carburetor. All exhibits in this division must be self-standing.

# 4-H UNCREWED AIRCRAFT SYSTEM

The 4-H uncrewed aircraft system or UAS project explores the world from above the trees and discovers new frontiers with UASs. UASs are commonly known as Uncrewed Aerial Vehicles (UAVs) or drones. Members explore the operation and applications of uncrewed aircraft systems including how UASs link to other projects such as geology, robotics, electronics, crop science and many others.

## Rules

- The 4-H members must be currently enrolled in the 4-H project to exhibit in this division.
- Each exhibitor may enter one exhibit per class. Exhibits must have been completed during the current 4-H year.
- The information that accompanies the UAS must be limited to the 4-H Engineering & Technology Exhibit Information Form which is affixed to a 10" x 13" envelope. This envelope should NOT be attached to the UAS. This may be downloaded from <http://uas.engtech4ks.com/>. Any UAS exhibit not including this completed envelope will receive a participation ribbon. All revisions of forms previously released for the division dated prior to current year are void for use and new forms must be obtained and used that are dated by the Kansas State 4-H Office for the current year.
- For the State Fair, the 4-H Member must include a video of the youth operating their UAS. Videos with an accompanying release form signed by the exhibitor's parent or guardian may be displayed at the State Fair in the Engineering & Technology exhibit area. The video must not be more than 8 minutes long and should be included on the USB drive and must be in an MP4 format. The drive should be labeled with the exhibitor's name (or ID) and county. "NEW" – Videos for the Kansas State Fair, may be uploaded to a video sharing site, such as YouTube, instead of being placed on the USB drive. The video should be set as "private" so only those with the link are able to view it. The link should be written on the video form for judges to review.
- Capitalization in URLs matters; incorrect URLs may result in a ribbon place deduction.
- The exhibitor's name (or exhibitor number), county, if applicable district, age, and years(s) in project must be tagged or labeled on the exhibit, educational display, notebook, and/or poster.
- Uncrewed Aircraft Systems that include or depict weaponry of any kind will be disqualified.
- For scratch built UAS kits, if modifications are made to the exhibit, a page should be attached noting those modifications.
- If a safety violation is noted by the judges, superintendent, or other staff, the exhibit, at the judge's discretion, may receive a reduced ribbon placement or disqualification.
- For practical application entries, the UAS is not required to be displayed as part of the exhibit, only the supporting material illustrating the application.
- The same UAS may be used by multiple exhibitors for different practical application entries.
- UAS exhibits may be checked out for use in a Fair 4-H demonstration or 4-H illustrated talk with prior permission. For permission, check with the extension office. The exhibit must be returned to the display immediately after the demonstration/illustrated talk, or the exhibit will be disqualified. Exhibitors and/or their designees may not remove exhibits, any exhibit removed before release time without 4-H Staff consent will be disqualified.

## CLASS

### 425401 Junior Division (Ages 7 – 9 years)

Uncrewed Aircraft System designed and constructed by exhibitor that is operated by a remote-controlled device. The UAS must not be a mere modification of an existing kit or plan. You may not exhibit a UAS that is purchased off the shelf in this class.

**425402** Practical application of an Uncrewed Aircraft System constructed from a commercial (purchased) kit. This includes one or more of the following: video, notebook, poster, display board, etc. This class is separate from educational exhibits. A tangible use would be mapping Russian olive trees, eroded soils, and bindweed in fields, etc. There are also many other non-agricultural UAS uses that would be appropriate for this class.

### 425403 Intermediate Division (Ages 10 – 13 years)

Uncrewed Aircraft System designed and constructed by exhibitor that is operated by a remote-controlled device. The UAS must not be a mere modification of an existing kit or plan. You may not exhibit a UAS that is purchased off the shelf in this class.

**425404** Practical application of an Uncrewed Aircraft System constructed from a commercial (purchased) kit. This includes one or more of the following: video, notebook, poster, display board, etc. This class is separate from educational exhibits. A tangible use would be mapping Russian olive trees, eroded soils, and bindweed in fields, etc. There are also many other non-agricultural UAS uses that would be appropriate for this class.

### 425405 Senior Division (Ages 14 and older)

Uncrewed Aircraft System designed and constructed by exhibitor that is operated by a remote-controlled device. The UAS must not be a mere modification of an existing kit or plan. You may not exhibit a UAS that is purchased off the shelf in this class.

**425406** Practical application of an Uncrewed Aircraft System constructed from a commercial (purchased) kit. This includes one or more of the following: video, notebook, poster, display board, etc. This class is separate from educational exhibits. A tangible use would be mapping Russian olive trees, eroded soils, and bindweed in fields, etc. There are also many other non-agricultural UAS uses that would be appropriate for this class.

## 4-H VETERINARY SCIENCE

The purpose of the 4-H Veterinary Science project is to provide a way for young people who care for animals and may want to follow a career in veterinary medicine to explore the topic. In this project, members will learn about animal health, behavior, and visit with veterinarians. 4-H member in the Veterinary Science project may develop an exhibit to demonstrate the knowledge and skills learned about a common health problem in animals, a veterinary science principle or public health/zoonotic diseases.

### Rules

- A Veterinary Science exhibit may consist of a poster, notebook, project display, or diorama. The exhibit may represent material from any of the Veterinary Science projects including entry level exhibits from Unit I.
- If photographs are to be part of the exhibit, remember that they will be viewed by the public. Make sure that the photographs are in good taste and will not be offensive to anyone. Graphic photographs of excessive bleeding, trauma or painful procedures are not appropriate. For exhibits related to veterinary surgical procedures, aseptic techniques need to be shown, for example, use of drapes, use of sterile procedures, wearing of gloves and other appropriate veterinary medical practices.
- First-Aid Kits: Because of public safety concerns and risk of theft of first-aid kit contents (veterinary drugs/equipment) with perceived potential for drug abuse, animal first aid kits containing any drugs or medications will be immediately disqualified and not displayed. First Aid kits wishing to include medication information should instead utilize written descriptions, photographs, drawings, computer generated print-outs or empty packaging of pharmaceuticals.
- Veterinary Science Posters - This exhibit presents the viewer with a design that is simple and direct, unlike a display that usually presents more information. A poster should not exceed 22" x 30" and may be either vertical or horizontal. . Trifolds and framed posters will not be accepted as a poster entry.
- Veterinary Science Displays - A display may include but is not limited to: a 3-dimensional exhibit, a scale model, the actual product (for example: skeleton; teeth; samples of leather, fur, or dried skin damaged by disease or parasites) or a notebook. All displays need to be on 3' X 4' trifold board or in a three ring-binder. Smaller boards will not be accepted.
- Veterinary Science Notebooks: Individual entries are to be place for display in a three-ring notebook for competition. Notebooks may not be larger than 8 1/2' x 11".
- Veterinary Science Diorama: A diorama is a 3-dimensional model or exhibit that depicts a scene, event, or environment. All dioramas need to be contained. The size is not to exceed 3' X 3' X 3'.
- Neither the Fair board nor the department of 4-H Youth Development, KSE are liable for the loss or damage of any personal property included as part of your poster, display, notebook, or dioram.
- Name, county/district, age and year in project should be on the front of the poster, display, notebook, or diorama.
- Appropriate topics include: Maintaining Health, Specific disease information, Photographic display of normal and abnormal characteristics, Animal health or safety, Public health or safety, Proper animal management to ensure food safety and quality, Efficient and safe livestock working facilities, and A topic of the exhibitor's choosing related to veterinary medicine or veterinary science.
- Because these are science displays, all references and information must be properly cited. Make sure to highlight all sources and references. Proper sources include but are not limited to: Professional journals and publications, professional AVMA accredited websites, interviews with veterinarians and excerpts from Veterinary Educational Literature. Plagiarism will result in a disqualification. Please study your topic and present the information to your audience in your own words.
- The Veterinary Science Modules are for sourcing, referencing, and learning purposes. The modules are not for project submission. Any notebooks, posters, displays, or dioramas submitted with only Veterinary Science Modules work will be disqualified.

### CLASS

435001 Veterinary Science Diorama

**NOTE: USE 4-H NOTEBOOKS, POSTERS, AND EDUCATIONAL DISPLAYS CLASS NUMBERS**

# 4-H VISUAL ARTS

Superintendent: Meagan Feril

Junior Superintendent: Jayce Feril

The visual arts project teaches artistic skills and the elements and principles of design. 4-H members explore techniques, study art history, culture, and discover their talents. Be creative; draw, paint and work with different mediums. There are five classes that are judged at the Kansas State Fair: Fine Arts, Clay and Ceramics, Leather and Jewelry, Three Dimensional, and General Crafts.

## RULES

- Read General Rules and Regulations
- Articles exhibited must be an original design created by the exhibitor in the current year.
- All visual arts exhibits are evaluated using a visual arts rubric, which takes into account correct use of design elements, craftsmanship, and creativity through consultative judging.
- A "tag" or sticker (available from the Extension Office) will need to be adhered to the object for proper identification. Please use ink or type information on tag.
- Exhibitors may have two (2) entries per class.
- Items produced at School, Church, camp, etc ARE eligible.
- Large art items will not be accepted. Exhibits must be of manageable size and be easily transported and displayed by one person.
- All exhibits which need to be hung (including all fine arts) must have a wire or saw tooth hanger attached (no string or tape). If necessary, hardware is not attached, it will be deducted a ribbon and will not be displayed.
- Multi-piece items should be marked accordingly.
- 4-H members should exhibit in the project in which they are enrolled. The Fiber Arts Project offers classes for quilting, embroidery, counted cross-stitch, etc.
- No plants or plant materials needing watering can be entered as an art display or item.
- All exhibits are entered at your own risk.
- Classes were changed to match the Kansas State Fair, with the exception of an additional class, "Purchased Kits," as they are not KSF qualified.
- Up to 5 exhibits will be selected to participate in the Kansas State Fair. A project will be selected from each of the five categories (Fine Arts, Clay and Ceramics, Leather and Jewelry, Three-Dimensional, and General Crafts) to move on to the State Fair. A member may display only one visual arts item.

## VISUAL ARTS DEFINITIONS/EXPLANATIONS:

### Three-Dimensional Art

- Described as a form of art that has height, width and depth and can be viewed from multiple angles. 3D art takes up physical space. Examples include clay molding, glass blowing, sculpture, casting, modeling, carving and construction.

### Explanation of the term "kit"

- Any art project that comes pre-packaged or boxed as a "kit" is not an allowable project. While utilizing kits can help build skills, the work needs to be original to the 4-H member. Examples include paint by number, diamond art kits, string art, etc. Exception: Leather project kits, due to the nature of pre-cut leather, are allowed.

### Explanation of "original art"

- If a 4-H member creates their own pattern or art project that contains paint, diamond art beads, string art or any other medium, then it becomes their own work and in turn can evolve into an allowable project.
- Combining parts of different patterns (pictures, photographs, images from the internet or magazine) with the member's own ideas can result in an original design.
- Changing only the color, pattern or size does not make the design original.
- If a photo, sketch or other idea source was used, or a new pattern was created by the 4-H member please submit it with the judging rubric.
- The design process for original art by the 4-H member must be explained in the judging rubric.

### Painted craft versus glazed pottery

- When a 4-H member uses acrylic paint on pre-made ceramic pieces it is considered a painted craft. When a 4-H member applies glaze to greenware and the pieces are fired, that is considered pottery/ceramics and fine art.

# 4-H VISUAL ARTS

**CLASSES WERE CHANGED TO MATCH THE KANSAS STATE FAIR, WITH THE EXCEPTION OF AN ADDITIONAL CLASS, "PURCHASED KITS," AS THEY ARE NOT KSF QUALIFIED. THE DESCRIPTIONS FOLLOW:**

**Fine Arts:** Oil, chalk, charcoal, dyes, pastels, pencil, ink, acrylic, or watercolor on canvas, canvas board, paper, wood, metal, or textiles, framed as a picture, prepared for hanging. Stretched canvas art on a wooden frame is considered prepared for hanging provided that frame has a hanger.

**Clay and Ceramics:** Any original item made of clay; may be fired or unfired, hand formed, or thrown on a wheel. Self-hardening, fire/oven-cured, and/or cornstarch clays are acceptable. Items can include, but are not limited to, clay statues, bowls, etc.

**Leather and Jewelry:** Any leather stamping, carving, tooling, lacing, or stitching piece or any jewelry piece made from any medium are acceptable exhibits. Leather project kits are acceptable due to leather being pre-cut for particular projects. If a 4-H member makes their own leather pattern that should be explained in the rubric and the pattern included.

**Three Dimensional:** The piece must be observable on at least three sides and should be either free-standing or prepared to be hung. Craft and pre-formed or assembled projects are not acceptable.

**General Crafts:** This category incorporates miscellaneous pieces that do not correspond to the four, above-mentioned categories.

**Purchased kits** \*not state fair qualified

## CLASS

### Junior Division (Age of 7-9 years)

- 411001 Fine Arts
- 411002 Clay & Ceramics
- 411003 Leather and Jewelry
- 411004 Three Dimensional
- 411005 General Crafts
- 411006 Purchases kits - not state fair qualified

### Intermediate Division (Age of 10-13 years old)

- 411201 Fine Arts
- 411202 Clay & Ceramics
- 411203 Leather and Jewelry
- 411204 Three Dimensional
- 411205 General Crafts
- 411206 Purchases kits - not state fair qualified

### Senior Division (Age of 14 years and older)

- 411401 Fine Arts
- 411402 Clay & Ceramics
- 411403 Leather and Jewelry
- 411404 Three Dimensional
- 411405 General Crafts
- 411406 Purchases kits - not state fair qualified

## 4- H WILDLIFE

This project is for all youth, whether living in the city, the country, or in between. Wildlife are an important part of our state heritage and environment, ranging from birds to bison to fish to deer and more. In this project you will learn about wildlife behavior, habitat requirements, how wildlife species fit into nature's scheme, how they are managed, and how they relate to humans.

### RULES

- Read General Rules
- Exhibitors must comply with state and federal laws. It is illegal to possess threatened or endangered wildlife, or the feathers, nests, or eggs of non-game birds. Game birds and game animals taken legally during an open season may be used. Every wildlife on display must have a statement about how they were obtained legally. The use of live wild animals in educational exhibits is prohibited.
- Exhibits in this division are open to educational displays, promotional posters, or experiential displays. Exhibits should reflect learning in the project area. Follow copyright laws as explained in the General Rules as you are preparing your exhibit. Take care to select durable materials to withstand State Fair conditions.
- Wildlife exhibits that reflect harvesting of wildlife must follow National Minimum Standards and Best Practices <https://4-hshootingsports.org/wp-content/uploads/2024/01/12.13.23-Minimum-Standards-Update.pdf> and Kansas 4-H Shooting Sports Handbook [https://bookstore.ksre.ksu.edu/pubs/kansas-4-h-shooting-sports-handbook\\_4H1101.pdf](https://bookstore.ksre.ksu.edu/pubs/kansas-4-h-shooting-sports-handbook_4H1101.pdf) and Kansas Fish and Game laws. Exhibits outside these standards will be disqualified.
- The exhibit size rule will be strictly enforced. Exhibits exceeding the size guidelines will be disqualified. Maximum exhibit size for all exhibits in this division is 4'X6'. Larger exhibits will be turned away.
- Educational Display: must be the standard tri-fold board ONLY, must not exceed standard tri-fold: 3'x4' unless there is a topper that sits on top of the board and does not take up additional table space; no additional table space available for promotional brochures or display items; content not to exceed display board borders.
- Posters: must be flat and no larger than 22"x30"; content not to exceed display board borders. Exhibits may be displayed on wall.
- Notebooks: no larger than 8 ½" x 11".
- Exhibits must not display, describe, or depict firearms or firearm components that are not allowed by 4-H Shooting Sports National Minimum Standards.
- Exhibitors must comply with state and federal laws and Kansas State Fair Management.
- No "live" ammunition containing propellant or explosive powders may be used in any display. An inert substitution must be used in lieu of powder and "live" ammunition, the substitution must be clearly described on the back of the poster, display or in a notebook.
- The Kansas State Fair nor the department of 4-H Youth Development, KSRE are liable for the loss or damage of any personal property included as part of your poster, display or notebook.
- 12. Name, county or district, age and year in project should be on the back of the poster, display or notebook unless special arrangements are made because of declination of publicity release.
- Exhibit topics regarding firearm care, handling, and shooting will only be accepted from Extension Units with 4-H Certified Shooting Sports Programs and enrolled 4-H youth in the specific Shooting Sports Project.
- Exhibits will not be accepted if they are related to reloads.
- Taxidermy: The exhibitor is responsible for following all laws, rules, and regulations, and when licenses, tags, etc, are required, to include those and/or the information required with the exhibit. For taxidermy please reference hunting and furbearer laws for Kansas. <https://ksoutdoors.gov/Hunting/Hunting-Regulations/Furbearers>

### Wildlife Display & Notebook Classes

**426001 Project Poster** - must relate to something learned in the Wildlife Project (flat poster board or foam board no larger than 22" x 28"), i.e., types of traps, track identification, habitats of species, type of fishing lures, etc.

**426002 Notebook** - contents pertain to some phase, results, story or information about the wildlife project.

**426003 Educational Display** - Must be directly related to the wildlife project. Maximum tri-fold size is 3' x 4'. (i.e., life cycle of species, animal adaptations, food sources of Kansas wildlife, food chain illustrations, etc.)

## 4- H WILDLIFE

All entries in the Wildlife Experiential/Other Class will share the same class number. For any questions or guidance, feel free to reach out to the Extension office!

### CLASS

#### 426101 Wildlife Experiential/Other Classes

**Fish Harvesting Equipment** - Board exhibit. Display of equipment used in fish harvesting. Examples: fishing knots, hooks (with corks over ends for safety), lures. Label all items displayed. Include in your exhibit the following information: the purpose of each item, when or where each item is used.

**Build a Fishing Rod** - A fishing rod educational exhibit may not exceed 96 inches in length. Exhibit must be mounted on a board. Include with the exhibit: Explanation of cost of materials/components and how many number of hours required for construction. Label all parts. Necessary components which must be included are grip, line guides (based on manufacturers specifications), guide wraps, and hook keeper. Reel seat needs to be aligned with guides, and guides aligned accurately down rod. Guide wraps of size A to D, nylon or silk thread. Exhibit will be judged on: workmanship, labeling of parts, information, and neatness.

**Casting Target** - Make a casting target for exhibit and use. Target must be under 48" x 48". The bullseyes must be 2 feet, outer band must be 1 foot in diameter and can have up to 3 rings. The exhibit must be easy to store, durable, and weather resistant. Include the purpose and rules of using your casting target.

**Wildlife Harvesting Equipment** - Board Exhibit. Display of equipment used in harvesting wildlife. Examples: expended ammunition casings (no live ammunition permitted), steel traps, hide stretchers, fleshers, etc. For displays of shotguns, rifles, or bows, use drawings or pictures. Label all items displayed: the purpose of each item, when or where it is used and personal experiences with the item.

**Inventing Wildlife/Fish Harvesting Equipment, Aid or Accessory** - Use engineering principles to invent or adapt equipment that helps you harvest fish or wildlife. This could include wildlife calls, adapted fishing pole for shallow water, a blind, decoys, etc. Share your drawing (or adapted plans), how the equipment works, how you tested it, and the results of testing your prototype, and any adjustments you made.

**Tanned Hides** - Exhibit of a wild animal hide properly processed by the member. If not mounted, must be in a clear clothing bag with hanger. Field experiences, study, OR observations that relate to the exhibit should be included with exhibit.

**Taxidermy** - Any legal fish, bird, or other wild animal properly processed by the member. No requirement as to mounting. Include the animal's name and the following: information about the exhibitor's personal field experiences, study, OR observations that relate to the exhibit.

**Wildlife Tracks** - Board or diorama-type box exhibit. Make a display of animal tracks using plaster-of-paris casts. There are 3 options. For all options, include a brief description of your experiences in making the tracks so the judges better understand what you did and learned. Positive casts (impressions as they would be in nature) are preferred. - Option 1 should show plaster-of-paris tracks of five or more kinds of wildlife along with a picture or illustration of each kind of animal. (OR) - Option 2 should show two or more plaster-of-paris tracks of one specific kind of wildlife and should include a picture or illustration of the animal, what the animal may eat, and what may eat the animal. (OR) - Option 3 should show two tracks and include the animal's habitat needs including preferred food, shelter, water, and space in addition to picture or illustration of the animal.

**Wildlife Knowledge Check** - Use electrical circuits, pictures, or other methods of teaching wildlife identification or other wildlife conservation or shooting sports related knowledge. Plan size and shape to fit transportation and display; maximum size 24 x 24 inches.

## 4- H WILDLIFE

All entries in the Wildlife Experiential/Other Class will share the same class number. For any questions or guidance, feel free to reach out to the Extension office!

### CLASS

#### 426101 Wildlife Experiential/Other Classes

**Houses** - Make a house for wildlife. Examples: bird house (bluebird, purple martin, wood duck, kestrel, barn owl, etc.) or bat house; no insect houses. Make the house functional so that dimensions, hole size etc. are appropriate to fit the intended species' needs. Include the following information: 1) the kinds of animal(s) for which the house is intended, 2) where and how the house should be located for best use, 3) any seasonal maintenance needed, and 4) any evidence of your personal observations from experiences.

**Feeders/Waterers** - Make a bird bath or feeder. Examples: seed, suet, or nectar feeders. Squirrel feeder okay; no insect feeders. Include the following information: 1) the kinds of animal(s) for which the water/feeder is intended, 2) where are how the water/feeder should be located for best use, 3) any seasonal maintenance needed, and 4) any evidence of your personal observations or experiences.

# 4-H WOODWORKING

The Woodworking project allows youth to exhibit a wide variety of items made working with wood and using tools. You will learn to create and read plans to build projects for the farm, shop, household or other areas.

## Rules

- Read General Rules & Regulations.
- The plan from which the project was constructed must be included with the article exhibited. The plan may be a photocopy, the actual pattern, or a scale drawing. It must be complete and accurate to the extent that a duplicate article could be built using the plan as a guide. Please note: a set of step-by-step instructions is not a plan.
- Projects with missing or insufficient plans will be lowered by one ribbon placing (i.e. a blue ribbon exhibit will receive a red ribbon).
- The use of materials other than wood, screws, nails, and adhesive should be kept to a minimum.
- Projects that have unsecured glass, i.e., glass shelves, the glass top of a coffee table, etc., should not be brought to the fair. Glass that is secured in the project, i.e., the glass front of a gun case or cabinet, etc., is permissible since it cannot be easily removed.
- Extra pieces that go with your woodworking project (i.e., bean bags to go with a cornhole set, building blocks to go with a play table, etc) SHOULD NOT be submitted with the project.
- The entry card, plans and all other paperwork should be enclosed in a zip top plastic bag with a hole punched through it and tied or otherwise secured to the project in some manner. Tape is usually not adequate to accomplish this.
- Refinished/refurbished furniture will NOT be accepted for exhibit in the woodworking project. For 2026, there will not be a class for this at the Kansas State Fair in the 4-H project areas.
- Projects made from pre-cut kits are not allowed.
- In judging woodwork articles, consideration will be given to: Workmanship, including accuracy to the plan; Design; Choice of wood; Suitability; quality of finish; and Usefulness.
- Firearms and weapons are not to be entered or exhibited at the Kansas State Fair in the Kansas 4-H Youth Development Department.
- Projects with "fractal burning" are NOT ALLOWED in any Kansas State Fair Exhibits in the 4-H Youth Development Department. (Example – electrical burning to make black linework on artwork.) This aligns with the American Association of Woodturners (AAW).
- During construction of exhibits, PPE (personal protective equipment) is to be worn by those in the workspace.

## CLASS

**427001** Junior Division (Ages 7-9)

**427002** Intermediate (Ages 10-13)

**427003** Senior Division (Ages 14 and older)

4-H members may enter any woodworking item of their choice in the appropriate age division class. This allows exhibitors to showcase creativity, craftsmanship, and skills appropriate to their age and experience rather than selecting from specific categories.

# 4-H NOTEBOOKS, POSTERS, and EDUCATIONAL DISPLAYS

Superintendent: Extension Agents

- Read General Rules & Regulations.
- Please designate on the "tag" or sticker what project you are enrolled in for this division.
- Exhibitor may construct a poster, notebook, or display for any project they are enrolled in.
- Exhibitors should avoid using copyrighted and/or trademarked materials whenever possible by originating his/her own work.
- Classes will be divided following the close of entries, with a minimum of three entries in the same project making a class.
- Check with the Extension office for rules on specific divisions. For detailed information on exhibiting at the Kansas State Fair, visit <https://www.kansas4-h.org/educational-experiences/fair-resources/kansas-state-fair/>.

## NOTEBOOKS

- Each exhibit must be the work of the exhibitor.
- Records should be complete up to July of current year.
- Notebooks should include an introduction, goals set and accomplished, activities planned and what you learned.
- Pictures pertaining to the project are also encouraged.
- Notebooks judging criteria: Introduction, Content, Organization, Summary.

## CLASS

- 428001. Club Officer (Secretary, Reporter, Treasurer)
- 428002. Club Service
- 428003. Any Individual Project - Junior
- 428004. Any Individual Project - Intermediate
- 428005. Any Individual Project - Senior
- 428006. Other

## POSTERS

- Purpose: 4-H Project Promotional Poster promotes one project in which the 4-Her is enrolled. 4-H Project Educational Poster: Educates the public about a subject related to one project in which the 4-Her is enrolled. 4-H Slogan Poster: Promotes 4-H in general. May relate to any part of 4-H Club work and/or 4-H activities.
- Each exhibit must be the work of the exhibitor.
- Posters should not exceed the standard size of 22" x 28"
- Posters must be able to be attached to the wall/or unit for display, this may require them to be stapled. Please make sure all items on poster are secure and will not fall off. DO NOT USE FOAM BOARD. If foam board is used, exhibit will be lowered one ribbon placing.
- Poster judging criteria: Concept/Idea, Design & Lettering, Construction.

## CLASS

- 428101. Any Individual Project - Junior
- 428102. Any Individual Project - Intermediate
- 428103. Any Individual Project - Senior

## EDUCATIONAL DISPLAY

- This division is designed as a display for project accomplishments that are not easily displayed by a poster. The educational display must be the standard tri-fold board; the header is optional. Must not exceed 3' wide x 4' tall. Headers are allowed if needed.
- Individual card tables are not permitted. Educational Displays will be displayed on a designated table at the fair.
- All Educational exhibits must include a 4x6 note card with an explanation of what the exhibitor accomplished in the project or could improve on. This can be handwritten or typed.
- Educational Display judging criteria: Concept/Idea, Design & Lettering, Construction.

## CLASS

- 428201. Any Individual Project - Junior
- 428202. Any Individual Project - Intermediate
- 428203. Any Individual Project - Senior

# 4-H CLUB BANNERS

Superintendents: Community Club Leaders

- READ GENERAL REGULATIONS.
- All Banners must be in place by Noon on Tuesday of fair week
- Each 4-H Club will be limited to one entry. 4-H Club leaders are to notify the 21 Central Extension District of their club's intent to enter a banner when pre-entries are due.
- Each club is required to label its entry with the club's name, where it is easily seen.
- Banners are NOT eligible for the Kansas State Fair.
- Banner dimensions are to be no less than 12 and no more than 16 sq ft, with a minimum of 3 ft on one side.
- Banners must be made of materials that permit the banner to be folded or rolled without damaging the display. Three-dimensional objects should not be attached to the front of the banner.
- Each entry will be judged on the following basis: Educational Value - 40%; Interest and Originality - 20%; Appearance - 20%; Quality of Display Material - 20%.

## **CLASS**

430001. 4-H Club Banner

# NOTES



# STAFFORD COUNTY FAIR 2026 SCHEDULE OF EVENTS

\*\*\*PLEASE NOTE THAT THE SCHEDULE IS SUBJECT TO CHANGE\*\*\*

**ROOTED IN THE PAST, GROWING THE FUTURE.  
CELEBRATING 120 YEARS OF KANSAS 4-H** 🍀

## TUESDAY, JUNE 30

**9:00 AM**

4-H Shopping in Style, 4-H Sewing & Textile Design, & 4-H Fiber Arts Judging

*All 4-H Judging for Shopping in Style, Sewing & Textile Design, and Fiber Arts takes place at the Stafford County Annex Community Room & Extension Office meeting room.*

## SATURDAY, JULY 11

**8:00 AM**

Fair Ground Clean-up

## SUNDAY, JULY 12

**3:00 PM**

4-H Dog Judging & Show

## MONDAY, JULY 13

**5:00-8:00 PM**

4-H Static Exhibit Check-In, Fairbuilding

## TUESDAY, JULY 14

**7:00 AM-4:00 PM**

Livestock Check-in

**8:00 AM**

Concession Stand Open

**8:30-12:30 PM**

**Fairbuilding Static Area Closed to Public-For Judging of 4-H Exhibits**

**8:30 AM**

4-H Static Judging Begins

**12:30-2:00 PM**

Open Class Exhibit Check-in

**2:30 PM**

Open Class Judging Begins

**4:00 PM**

Vet Check for All Livestock

**4:30 PM**

Sheep & Goat Weigh-In

**5:00 PM**

Swine & Beef Weigh-In

**6:00 PM**

Hudson Cream Flour

**BAKEFEST Participants & Public Invited!**

## WEDNESDAY, JULY 15

**8:00 AM**

4-H & Open Class Swine Show

**1:00 PM**

4-H & Open Class Poultry & Rabbit Judging

**5:00 PM**

Public 4-H Fashion Revue, Covered Old Concession Stand Area

**1:00-9:00 PM**

Water Slides

**5:00-7:00 PM**

Hamburger & Watermelon Feed-Sponsored by Stafford County Farm Bureau Association

**5:00-7:00 PM**

Community Farmers Market

**7:00 PM**

Pedal Pull

**FARM BUREAU FAMILY, & FRIENDS NIGHT!**

## THURSDAY, JULY 16

**8:00 AM**

4-H & Open Class Sheep & Goat Show

**4:30-5:30 PM**

Open Class Beef/Bucket Calf Check In

**5:30 PM**

4-H & Open Class Bucket Calf Show

**7:30 PM**

4-H & Open Class Beef Show

## FRIDAY, JULY 17

**9:00 AM**

4-H Round Robin

**1:00 PM**

Barnyard Olympics

**6:30 PM**

Ice Cream Social-Sponsored by SJNB

**7:00 PM**

Premium Auction

**8:00 PM**

Entertainment by Tim's Tunes & Dunk Tank by Stafford Saddle Club following the Premium Auction

## SATURDAY, JULY 18

**8:00 AM -Noon**

Livestock and 4-H Exhibits Check out and Fair Clean-Up

**10:00 AM - Noon**

Open Class Exhibits Check Out, All Exhibits Pay out

**PAYOUTS WILL NOT BE ISSUED BEFORE 10:00 AM.**

## CARCASS SHOWS

### FRIDAY, JULY 24

**6:30 PM**

Swine Carcass Show  
Ellinwood

### SUNDAY, JULY 26

**5:00 PM**

Beef Carcass Show  
Ellinwood

### FRIDAY, JULY 31

**6:30 PM**

Swine Carcass Show  
Ellinwood

### SUNDAY, AUGUST 2

**5:00 PM**

Beef Carcass Show  
Ellinwood



**OPEN CLASS ENTRIES DUE BY SUNDAY, JULY 12, 2026**

**4-H ENTRIES DUE BY FRIDAY, JUNE 12, 2026**

