

2025 Edwards County 4-H Fair Book

*****ATTENTION! Please Read Closely*****

The following rules apply to ALL 4-H Project Entries!

4-H General Regulations

1. The right to interpret rules in the best interest of 4-H work is reserved for the Extension Executive Board, whose decision shall be final.
2. **Fair Pre-entries are due by Friday, June 13th, through the FairEntry program. Pre-entries are required for all 4-H Exhibits for the 2025 Edwards County Fair.** This includes all livestock and non-livestock. *(If you are unsure what you want to take to the Fair, enter anything and everything that you might possibly take.)*
3. Classes will be divided into three age groups. 4-H age will be determined by the age of the 4-H'er on January 1 of the current year. The age groups shall be: Jr. – 4-H members 7-9 years of age; Intermediate – 4-H members 10-13 years of age; Senior – 4-H members 14-18 years of age.
4. All exhibits must be the handiwork of the exhibitor and the results of the current club year's work unless otherwise stated within the specific project.
5. 4-H members may display exhibits only in classes pertaining to the projects in which they are currently enrolled.
6. All classes may have unlimited entries per class unless the Division rules state otherwise.
7. All 4-H livestock entries are to be pre-entered with the Extension Office by the date set by the Extension Office. Pens and stalls will be designated.
8. See General Health Requirements Section. **All animals will be inspected in the trailer BEFORE unloading at the Fair.**
9. 4-H'ERS MAY NOT EXHIBIT MORE THAN TWO ANIMALS IN ANY ONE CLASS except Dog and Horse (**only 1 animal per class**).
10. A separate entry tag must be attached to each exhibit upon entry, other than livestock. No premiums will be paid without an entry tag. Entry tags are available from your 4-H community club leader or at the Extension Office.
11. All exhibits must be in place according to the Edwards County Fair schedule. Exhibits not entered and in place according to the schedule will not be ribbon-rated or paid premium money.
12. All 4-H exhibits will be judged consultatively with 4-H members present. Parental assistance during this process is not allowed.
13. Placing possibilities in each class are: Purple, Blue, Red, and White, based on the quality of work and the decision of the judge. Only ONE Grand Champion and ONE Reserve Grand Champion will be awarded per Division at the discretion of the judge if quality merits, unless stated otherwise.
14. Animals, articles, or products not listed in the premium book will be ineligible to compete for prizes.
15. Superintendents will have full charge of their division. Superintendents will enforce the rules of the Division. Failure to follow the rules and regulations could result in disqualification. Any complaints should be taken to the superintendents. The Edwards County Fair Board and Extension Agents will take final action on complaints. Remember: when exhibiting, you are asking for the judge's opinion. The judge has the final decision. Anyone (parent, grandparent,

sibling, etc.) who verbally harasses the judge will cause the 4-H'er to lose all premiums and awards prior to this act. The 4-H'er will be disqualified from the remaining show. There will be no exception to this rule.

16. All exhibits will be released by respective superintendents according to the Fair schedule.
17. Exhibits that qualify for entry at the Kansas State Fair will be designated by a purple ribbon placement. EXCEPTION: Visual Arts, Fine Arts, Beef, Goats, Swine, Sheep, and Horses. Those guidelines are set by the State 4-H Office.
18. **4-H'ers must be 9 – 18 years of age by January 1st of the current year to be eligible to participate at the Kansas State Fair.**
19. No special prizes will be solicited or awarded in any division unless authorized by the Edwards County Fair Board.
20. Any unnecessary horseplay on the Fairgrounds will result in the forfeiture of all premium money.
21. All exhibits will be under the care and control of the Edwards County Fair Association. While due care and caution will be exercised for their safekeeping, neither the Association, its officers, directors, agents, nor employees will be responsible for loss, theft, or damage to personal property on the Fairgrounds.
22. The Edwards County Fair Board reserves the right to remove from the fairgrounds any exhibit, animal, concession, or show that may be falsely entered, or which in any manner may be deemed objectionable, or if, in the opinion of the superintendent, the animal is not receiving proper care.
23. No live ammunition will be allowed to be displayed.
24. Projects with "fractal burning" are NOT ALLOWED in any Edwards County Fair exhibits. (An example would be electrical burning to wood to make black linework on artwork. This is in agreement with recommendations from the American Association of Woodturners (AAW).
25. The Edwards County Fair Board reserves the sole and absolute right to construct its own rules and regulations and to determine arbitrarily all matters of deference, in regard thereto.
26. Grievance Policy: All grievances must be in writing and accompanied by a \$50 filing fee. The Edwards County Fair Board will act upon a written grievance within 48 hours of filing.
27. The Edwards County Extension Council staff will make every effort to transport the qualified exhibits to the Kansas State Fair. However, due to lack of space, those desiring to exhibit bulky items may need to transport their own exhibits.

Thank You!

**THANK YOU TO TYREE AG
for sponsoring the Fair
t-shirts for the 4-H'ers!**



Edwards County Fair 4-H Premium System

Premium money will be paid based on the total points earned by the 4-H member/exhibitor.

Grand Champion	30 points
Reserve Grand Champion	20 points
Purple	10 points
Blue	5 points
Red	3 points
White	1 point

The 4-H Shooting Sports division will not receive points or premium money to preserve the 4-Hers' amateur status.

Premium money will be held until all 4-H family bills are paid (i.e., concession stand, registration fees, etc.) to either the Edwards County 4-H Council or the Edwards County Fair Association.

Total points earned on all 4-H exhibits added together will be divided into the total amount of premium money donated for the year to be paid as determined by the Edwards County Fair Board. The resulting answer will determine the amount to be paid per point earned.

EXAMPLE: Assume 1 point = \$.20. 4-H exhibitor received: 2 Blue awards - $2 \times 5 = 10$ points, 1 Red award - $1 \times 3 = 3$ points, and 1 White award - $1 \times 1 = 1$ point.

Total premium points: 14 points \times \$.20 = \$2.80.



Guidelines for Donated Awards

1. The Fair Board will allow individuals to donate non-monetary items (such as a belt buckle, chair, platter, etc.) to non-premium divisions/events that are showmanship by nature, with the approval of the Board.
2. The donation must be approved by the Fair Board by June 1st of the current year.
3. The donation must be presented by the donor or someone designated by the donor.
4. The donation must be presented at the conclusion of the event.
5. Individuals or entities wanting to increase the amount of premium an individual 4-H'er receives from the Premium Auction can do so in one of three ways. They can (1) directly gift to the 4-H'er, (2) donate to the Edwards County Fair Association, or (3) donate to the 4-H Premium Fund. Donations made to the Edwards County Fair Association become the property of the Fair Association Board of Directors. Individuals or entity representative may request how the donation will be distributed; however, while the Board of Directors will take those wishes into consideration, the Board of Directors reserves the right to distribute those funds in the manner they consider most equitable.

General Rules of 4-H Livestock Exhibits

1. **Livestock exhibitors must show their own livestock.** Exceptions to this rule may be allowed where the 4-H'er has two livestock entries in one class. Exceptions may also be made at the discretion of the Fair Board.
2. **ATTIRE:** 4-H exhibitors must wear a nice, clean dress shirt (polo shirts are acceptable) neatly tucked into a pair of jeans or slacks (without holes or tears). No t-shirts or sleeveless shirts will be allowed in the show ring. No spaghetti straps, no bare midriffs, and oversized tank tops. Shirts will be buttoned up, and pants will be pulled up; no cracks exposed! These rules will be enforced. No hats will be allowed in the show ring. 4-H horse exhibitors will follow the State 4-H Horse Show Rule Book.
3. Parents will not be allowed to assist 4-H'ers in the show ring UNLESS the safety of the 4-H'er is in jeopardy.
4. All market animals (steers/heifers, lambs, hogs, goats, and bucket calves) must be tagged by the specific date.
5. Exhibitors must furnish their own feed, water, and equipment for all livestock exhibits.
6. Equipment brought to the fair should be marked.
7. Exhibitors are expected to keep their animals cared for and their pen or stall space clean. Premiums can be withheld for failure to do so.
8. Each animal must be marked with a stall card. These cards may be picked up at the Extension Office prior to the fair or at the Fair Office during the fair.
9. There will be no duplication of a livestock exhibit by a 4-H exhibitor in the Open Class section.
10. Pens & stalls must be cleaned before the superintendent will release livestock projects from the fair. If stalls & pens are not cleaned, premiums will NOT be paid.
11. For livestock of wild nature, the superintendent and/or Extension Agent will decide whether it is reasonably safe to allow the animal to enter the show ring.
12. Rules and regulations for the Fair Horse Show will follow those outlined in the Kansas 4-H Horse Show Rule Book.
13. No artificial coloring will be permitted above the flank. Any product administered internally or used externally to alter the conformation and/or appearance of an animal for exhibition is prohibited. This includes the covering of skin coloring not characteristic of the breed's identity, false tail heads (or use of false hair), the use of any substance to color hair (or wool).
14. Unethical fitting of show animals is not allowed. The exhibit must be the handwork of the exhibitor. Only immediate family members, and/or other 4-H'ers, are permitted to assist the exhibitor while at the fair.
15. **Grievance Policy:** All grievances must be in writing and accompanied by a \$50 filing fee. The Edwards County Fair Board will act upon a written grievance within 48 hours of filing.
16. **STALLING POLICY:**
 - a) For animals not stalled at the Edwards County Fair, a written request needs to be made before the fair to the Fair Board. (Forms available from the Extension Office.)
 - b) For exhibitors requesting an early release, an Early Release Form needs to be filled out before the fair, in which the 4-H'er, parent, and superintendent must sign. The 4-H'er will forfeit any and all premium money on that project. These forms are available from the Extension Office. The 4-H'er is responsible for cleaning the stall/space, and the superintendent must check them out. If these requirements are not met, ALL premium money will be withheld. (Special consideration can be made for hardship cases at the discretion.

General Health Requirements for all Animals

- ✿ A veterinarian will be on hand during livestock check-in to inspect ALL livestock. **All animals will be inspected in the trailer BEFORE unloading.** Animals MUST be free of clinical signs of infectious or contagious diseases, as determined by the examining veterinarian. Animals with lesions, warts, mange, visible mucus, respiratory symptoms, etc., will be determined to be “contagious” by the on-site veterinarian. Any animals deemed “contagious” will be sent home IMMEDIATELY and not allowed to show.
- ✿ It is recommended that all livestock be vaccinated under the direction of a licensed veterinarian.
- ✿ Animals requiring tranquilization will be removed from the Fairgrounds as soon as possible and will not be allowed to show.

Specific Requirements for:

CATTLE: For cattle originating in Kansas, cattle must meet General Health Requirements and be free of any lesions of ringworm, warts, or infested with mange. All cattle showing these signs/symptoms will not be permitted to exhibit.

SHEEP AND GOATS: Animals must meet General Health Requirements and be free of any signs of sore mouth and active fungal infection (ringworm, including Club Lamb Fungus). All lambs and goats must be identified with an official Scrapie USDA premise ID tag. Lambs and kids, under 8 weeks of age, accompanying their dams or does, who possess a tag are exempt from identification requirements.

SWINE: All swine must meet the General Health Requirements.

HORSES: Must be current on vaccinations for Eastern/Western Encephalomyelitis, West Nile Virus, rhinopneumonitis, and influenza. A negative test for equine infectious anemia (Coggins Test) within 12 months prior to the show date.

POULTRY: All poultry must meet General Health Requirements. All poultry, except for waterfowl, must show proof that they are pullorum-typhoid free by one of the following:

- Originates from a U.S. Pullorum-Typhoid Clean Flock by an official VS form 9-3.
- Present evidence that entries were purchased from a US Pullorum-Typhoid Clean source.
- Present an official VS form 9-2 for a negative result test conducted within 90 days prior to the fair.
- Test negative at check-in of the county fair when the county has been designated by KDA-DAH for surveillance. Routine surveillance testing will be performed for each county fair a minimum of once every 5 years.

All birds must be free of any evidence of disease.

For birds originating from other States, please contact the Extension Office for KDA Recommended Requirements.

RABBITS: All rabbits must meet the General Health Requirements and be free from signs of disease. Rabbits must also have a tattoo for identification.

DOGS AND CATS: Free from signs of disease, and current on vaccinations. All dogs and cats older than 4 months must have been vaccinated against rabies. Dogs must have also been vaccinated against distemper, hepatitis, leptospirosis, and parvo. Cats must have also been vaccinated against distemper, feline leukemia, calicivirus, viral rhinotracheitis, and pneumonitis. Dogs/puppies and cats/kittens must be accompanied by a Health Certificate from a licensed vet.

ALL OTHER CREATURES, LARGE & SMALL: Free from signs of disease, and current on vaccinations if needed. Animals must be accompanied by a Health Certificate from a licensed veterinarian.

It Is Recommended:

1. Any animal going back to the farm following the fair or show should be isolated for at least 30 days.
2. No injection of any corticosteroid compounds should be given within 45 days prior to the Fair if cattle have been vaccinated for IBR and/or BVD.
3. Veterinarians should be paid for their time.
4. Please recognize that many contagious diseases in animals can also affect humans. Take precautions, such as frequent hand washing and not eating, etc., when working with livestock, to reduce transmission of such diseases.

**Livestock originating from other states must
meet the requirements designated by the
Kansas Department of Agriculture.**


4-H Premium Auction

1. 4-H'ers will be allowed to sell one livestock market animal through the 4-H Premium Auction at the Edwards County Fair.
2. The Grand Champion and Reserve Grand Champion of the 4-H Food Preparation Division will be sold at the 4-H Premium Auction. And any 4-H food item receiving a Purple Ribbon will also be eligible to sell that item in the Premium Auction. A 4-H'er selling one of these food items cannot sell a market livestock animal. The 4-H'er will need to make a new item for the auction, and the 4-H'er will receive the sale price of the food item auctioned.
3. Animals sold at the 4-H Premium Auction at the Edwards County Fair must be presented during the auction by the 4-H exhibitor whose name is on the entry of that exhibit. (Animal: market steer, market heifer, market lamb, market pig, meat goat, meat pen chicken, meat pen rabbit.) Exceptions to this rule will be allowed only upon the approval of the Edwards County Fair Board.
4. The sale order will be determined by ribbon placement.
5. Animals or foods not of acceptable quality will not be allowed to be sold.
6. A 3% commission will be withheld from all auction sales.
7. Individuals or entities wanting to increase the amount of premium an individual 4-H'er receives from the Premium Auction can do so. They can either make the donation before the Premium Auction or immediately following the auction.
8. 4-H'ers need to turn in a completed 4-H Record Book in order to sell at the Auction. Those not complying will not be able to sell at the auction the following year.
9. Animals must meet minimum weight requirements as determined by the Edwards County Fair Board to sell in the Premium Auction.

Guidelines for 4-H Livestock Encampment

1. Only 4-H members with livestock that need care at the Fair will be eligible for encampment.
2. 4-H Clubs with members eligible for encampment should make arrangements for adult chaperone(s) to stay each night. The chaperones will need to have completed the 4-H Volunteer Screening process.
3. Parents are responsible for notifying the adult chaperone from their 4-H club if their 4-H'er will be staying overnight. The Overnight Stay Permissions Slip must be completed by the 4-H'er and their parent and turned into the Fair Office/Extension Office by the date specified on the form.

4. 4-H members participating in the encampment will be expected to obey the decisions of the adult chaperones.
5. Livestock should be left in their stalls after 10:00 p.m.
6. The curfew time will be 12 midnight. All 4-H members should be in their respective areas at this time.
7. 4-H'ers are expected to stay in the livestock area; not playing around the swimming pool, going to the park, going downtown, etc.
8. The city police will be asked to drive through the area periodically throughout the night.
9. Livestock trailers and campers are to be parked in designated areas only.



ANIMAL 4-H PROJECTS

DIVISION – 4-H HERDSMANSHIP

(All species)

1. A special herdsmanship contest will award the club excelling in both pen cleanliness and club teamwork during the Edwards County Fair in the following areas: Beef Barn, Sheep/Goat/Swine Barn, and Rabbit/Poultry/Horse Barn.
2. The purpose of this contest is to provide an incentive to keep the livestock barns presentable at all times to the public. Teamwork is encouraged among club members. Everyone's assistance is needed to help make this a fun and fair competition.
3. Each livestock exhibitor in beef, dairy, meat goats, swine, sheep, horse, poultry, and rabbits will be assigned a stall or pen for their animals. These will be assigned during check-in and grouped according to clubs, if possible.
4. The Herdsmanship Contest will run from Fair Check-in through Fair Check-out. Exhibit areas will be judged once a day. Points will be awarded and totaled daily, with daily club winners announced for each barn.
5. The total points (for each day) will be added together at the end of the Edwards County Fair and the Herdsmanship Traveling Plaque awarded to the winning club with the most points (overall).
6. Judging criteria:
 - a. CLEANLINESS of ALLEY, STALLS AND PENS
 - i. Bedding adequate, dry, clean and in place;
 - ii. Manure hauled out and deposited in designated areas;
 - iii. Alleyways swept clean, free of dust, sand, wood chips, hay and manure;
 - iv. Watering pans/buckets and drains kept clean;
 - v. Feed boxes and gear stored in proper areas.
 - b. APPEARANCE OF ANIMALS AND STALL CARDS
 - i. Animals clean and brushed;
 - ii. Animals securely tied or penned;
 - iii. Readable stall cards and/or club banners;
 - iv. Neatly arranged stall cards or decorations;
 - v. Clean and complete information on stall cards.
7. Scoring will be based upon the following

Cleanliness of Alley, Stalls and Pens	10 points
Appearance of Animals	10 points
Stall Cards/Club Decorations	<u>5 points</u>
TOTAL POINTS	25 points

DIVISION – 4-H LIVESTOCK SHOWMANSHIP

(Beef, Dairy, Goat, Horse, Sheep, Swine)

1. A 4-H'er may enter 1 animal of each species that they are exhibiting.
2. 4-H member must own the animal(s) the member is showing.
3. Bucket calves will NOT participate in Junior or Intermediate Beef Showmanship Classes.
4. Showmanship contestants will be judged on the following standards:
 - a) Appearance of Animal (grooming, condition, washing & cleanliness, trimming of head, ears, hair/wool, legs, etc.) 25 points
 - b) Showing of the animals in the show pen (control of animal by exhibitor, poise and attitude of exhibitor, skill of showing/ability to stand or move animal as requested by judge, knowledge of animal and project) 60 points
 - c) Appearance of exhibitor (neat, clean, and appropriately dressed following 4-H dress code) 15 points
5. Dress code will be enforced – see General Rules of 4-H Livestock Exhibits.
6. Classes will be listed under each respective division.

DIVISION – 4-H BEEF

1. All market steers and heifers must have been born after January 1 of the previous year.
2. Market steer and heifer classes will be split according to weight. All market steers and heifers will be weighed upon entry. Classes will be determined by the superintendent after weigh-in.
3. In the Pen of 3 classes, all animals must be halter broke, and cannot include animals entered in breeding classes. These animals must be owned by an individual or a group of family members and must be maintained at the same livestock facility.
4. Classes may be combined or split at the discretion of the superintendent.
5. A Grand Champion and Reserve Grand Champion will be chosen for Market Beef and Breeding Beef if quality merits.

Showmanship

- | | |
|--------|-------------------------------|
| 100001 | Senior Beef Showmanship |
| 100002 | Intermediate Beef Showmanship |
| 100003 | Junior Beef Showmanship |

Market Beef

- | | |
|--------|---------------------|
| 100004 | Market Steer |
| 100005 | Market Heifer |
| 100006 | Commercial Pen of 3 |
| 100007 | Beef Rate of Gain |

Breeding Heifer

- | | |
|--------|--|
| 100008 | Heifer Calf, calved Jan. 1 st or after the current year (not bucket fed) |
| 100009 | Early Yearling Heifer, calved between Jan. 1 st and June 30 of the previous year |
| 100010 | Late Yearling Heifer, calved between July 1 st and Dec. 31 st of the previous year |
| 100011 | Heifer or Cow: calved before Jan. 1 st of the previous year |
| 100012 | Cow with Calf at side: cannot be shown in any other class. Must be shown at halter. |

DIVISION – 4-H BUCKET CALF

1. This project is for youth 7-12 years of age.
2. 1st year bucket calves must be born on or after Dec 1st of the previous year and before May 1st of the current year.
3. 2nd year bucket calves must have been shown the previous year as a 1st year bucket calf.
4. 4-H members may only show one 1st year bucket calf and one 2nd year bucket calf (bucket-fed feeder).
5. Calf must be a motherless, male or female, dairy or beef type. Only steers and heifers may be shown.
6. They must be fed by bottle or bucket.
7. 1st year bucket calves must be weighed and tagged at the Edwards County small animal weigh-in. 2nd-year bucket calves (bucket-fed feeder) must be weighed and tagged at the Edwards County beef weigh-in.
8. 1st year bucket calves will not be sold at the livestock Premium Auction. 2nd year bucket calves (bucket-fed feeders - steers or market heifers) may be sold at the 4-H Premium Auction if they meet the minimum weight requirements as determined by the Edwards County Fair Board.
9. If showing a 2nd year bucket calf heifer (bucket fed), members will need to designate if market heifer or breeding heifer and show in the appropriate class. Breeding animals are not sold in the 4-H Premium Auction.
10. Classes will be judged by the consultation method based on:
 - A. 50% Knowledge – used to determine what the child has learned about caring for and raising the calf. Questions regarding purchase, management, housing, health, feeding, and future plans are considered appropriate and may be expanded for older youth. Knowledge will be based on a written exam given prior to the show, and judges' questions in the show ring.
 - B. 50% Showmanship – A 4-H member will be judged on how well they work with their calf in the show pen. (How well the calf responds to commands, how well the calf has been carried.) The calf should be washed and dried and may be trimmed. Show sticks are optional. Presentation of the calf is to be done with a rope, nylon, or leather halter. The quality of the calf as a beef or dairy specimen will not be a factor. A Grand Champion and Reserve Grand Champion will be chosen in the 1st Year Bucket Calf Division and the 2nd Year Bucket Calf Division, based on quality merits.

1st Year Bucket Calf

- | | |
|--------|---|
| 100013 | Member's age 7-9 years old as of Jan. 1 of the current year |
| 100014 | Member's age 10-12 years old as of Jan. 1 of the current year |

2nd Year Bucket Calf

- | | |
|--------|---|
| 100015 | 2 nd Year Bucket Calf (Bucket Fed) – Market Steer |
| 100016 | 2 nd Year Bucket Calf (Bucket Fed) – Market Heifer |
| 100017 | 2 nd Year Bucket Calf (Bucket Fed) – Breeding Heifer |

DIVISION – 4-H DAIRY

Showmanship

- 100030 Senior Dairy Showmanship
- 100031 Intermediate Dairy Showmanship
- 100032 Junior Dairy Showmanship

Dairy Heifers

- 100033 Heifer Calf, calved Jan. 1st or after of the current year (not bucket fed)
- 100034 Early Yearling Heifer, calved between Jan. 1st and June 30 of the previous year
- 100035 Late Yearling Heifer, calved between July 1st and Dec. 31st of the previous year
- 100036 Heifer or Cow: calved before Jan. 1st of the previous year; 2 years and older
- 100037 Cow with Calf at side: cannot be shown in any other class. Both must be shown at halter

DIVISION – 4-H DAIRY GOATS

Breeding classes will be females only. Market animals cannot be shown in breeding classes.

Showmanship

- 100040 Senior Dairy Goat Showmanship
- 100041 Intermediate Dairy Goat Showmanship
- 100042 Junior Dairy Goat Showmanship

Dairy Goats

- 100043 Junior Doe, birth date from Jan. 1st of the current year to the show date
- 100044 Junior Doe, Dry Yearling
- 100045 Senior Doe, 2 years old and under, lactating or who has lactated
- 100046 Senior Doe, 3 years old and over, lactating or who has lactated

THE EDWARDS COUNTY FAIR BOARD'S ANNUAL

PREMIUM AUCTION

SUPPORT LOCAL TALENT

JOIN US!
Friday, July 11
@ 7:00 PM

For more information, visit us on Facebook at
<https://www.facebook.com/EdwardsCountyFairAssociation/>

Money raised supports local 4-H'ers
& the Edwards County Fair.

DIVISION – 4-H DOG

1. The handler must either own or be caring for the dog.
2. Dogs at the show must be kept on leash at all times except when competing in 'off leash' competition.
3. All dogs must be six months of age or older at the date of the show to enter obedience.
4. It will be required to present proof of health immunization at the time of registration if not sent beforehand. Anyone not able to present this proof will not be allowed to show.
5. All entries are required to have trained their dog with assistance from the leader and must be currently enrolled in the 4-H Dog Project.
6. The Kansas 4-H Dog Show rule book will be followed.
7. Obedience entries will be worked individually. They will be judged by how well the dog is groomed and by the handler's exhibition of the dog. Exhibitors may only show 1 dog per class.
8. Showmanship entries will be judged on the fitting of the dog (clean, coat well brushed, condition of coat, healthy appearance, teeth, toenails, and eyes). The handler will be judged on alertness, grace, ease, coordination with the dog, and the reaction of the dog to the handler, with a straight and even gait and movement of the dog.
9. Agility classes are divided by ability and height of dog: Small dog – under 15" at the withers; Medium dog – 15" – 20" at the withers; Large dog – over 20" at the withers.
10. Grand Champion and Reserve Grand Champion will be chosen from the Obedience top award winners and must be off-leash.

Obedience

- | | |
|--------|---|
| 100050 | <u>Sub-Novice A</u> : First-year member with a first-year dog. (<i>Heel & Figure 8 on leash, Stand for Examination on leash, Recall on leash, Long Sit – 1 minute, Long Down – 3 minutes</i>) |
| 100051 | <u>Sub-Novice B</u> – For a first-year dog with an experienced handler or a dog and handler who did not qualify in Sub-Novice last year. (<i>Heel and Figure 8 on leash, Stand for Examination on leash, Recall on Leash, Long Sit – 1 minute, Long Down – 3 minutes</i>) |
| 100052 | <u>Novice</u> – For all 4-H'ers and dogs who have qualified in Sub-Novice under two different certified judges the previous year. (<i>Heel and Figure 8 on leash, Stand for Examination off leash, Heel off leash, Recall off leash, Long Sit – 1 minute off leash, Long Down – 3 minutes off leash</i>) |
| 100053 | <u>Graduate Novice</u> – For all 4-H'ers and dogs who have qualified in Novice under two different certified judges the previous year. (<i>Heel on leash, Stand for Examination off leash, Heel and Figure 8 off leash, Drop on Recall; Long Sit – member out of sight 3 minutes, Long Down – member out of sight for 5 minutes</i>) |
| 100054 | <u>Open A</u> – For all 4-H'ers and dogs who have qualified in Graduate Novice under two different certified judges the previous year. (<i>All Exercises off leash, Heel and Figure 8, Drop on Recall, Retrieve on Flat, Broad Jump, Long Sit – member out of sight for 3 minutes, Long Down – member out of sight for 5 minutes</i>) |
| 100055 | <u>Open B</u> – For all 4-H'ers and dogs who have qualified in Open A under two different certified judges the previous year. (<i>All Exercises off leash, Heel and Figure 8, Drop on Recall, Retrieve on Flat, Retrieve Over High Jump, Broad Jump, Long Sit – member out of sight for 3 minutes, Long Down – member out of sight for 5 minutes</i>) |

Showmanship

100056	Junior Dog Showmanship
100057	Intermediate Dog Showmanship
100058	Senior Dog Showmanship

Rally

100059	Rally – Level 1
100060	Rally – Level 2
100061	Rally – Level 3

Agility

100062	<u>Beginning Agility</u> – On Leash – For dogs who are still working at Pre-Novice Level.
100063	<u>Agility 1</u> – For 4-H members and dogs who have NOT (in the previous 4-H year) earned two qualifying scores of 190 points or greater (purple ribbons) in Agility 1 under certified Agility 4-H judges at local, multi-county, or state 4-H competitions.
100064	<u>Agility 2</u> – For 4-H members and dogs who, in a previous 4-H year, have earned two qualifying scores of 190 points or greater (purple ribbons) in Agility 1 under certified Agility 4-H judges at local, multi-county, or state 4-H competitions.
100065	<u>Agility 3</u> – For 4-H members and dogs who in a previous 4-H year have earned two qualifying scores of 190 points or greater (purple ribbons) in Agility 2 under certified Agility 4-H judges at local, multi-county or state 4-H competitions.

DIVISION – 4-H MEAT GOATS

1. Market goats must be born after Dec. 1st of the previous year.
2. Breeding classes will be females only.
3. Market animals cannot be shown in breeding classes.
4. In Pen of 3 class, all animals must be broke to lead, and cannot include animals entered in breeding classes. The animals must be owned by an individual or a group of family members and must be maintained at the same livestock facility.

Showmanship

100070	Senior Goat Showmanship
100071	Intermediate Goat Showmanship
100072	Junior Goat Showmanship

Meat Goat

100073	Market Meat Goat
100074	Pen of 3 Market Goats
100075	Rate of Gain

Breeding Goats

100076	Breeding Doe – Meat Type
--------	--------------------------

DIVISION – 4-H HORSE

1. Rules and regulations for the Edwards County Fair Horse Show will follow those outlined in the Kansas 4-H Horse Show Rule Book.
2. Horses are shown at the owner's risk.
3. Each horse must be exhibited or ridden by the 4-H owner per the 4-H Horse ID papers.
4. 4-H classes and Open Class classes will run consecutively. There will be no duplication of a class in the Open Class Section by a 4-H horse and rider.
5. Dress will follow Dress Code rules in the Kansas 4-H Horse Show Rule Book.
6. Walk/Trot entrants cannot enter any other performance classes that require a lope or any timed event class.

Showmanship & Halter

- | | |
|--------|--|
| 100080 | Senior Horse Showmanship |
| 100081 | Intermediate Horse Showmanship |
| 100082 | Junior Horse Showmanship |
| 100083 | Mares at Halter (all breeds/all ages) |
| 100084 | Geldings at Halter (all breeds/all ages) |

Performance

- | | |
|--------|---------------------------------------|
| 100085 | Junior Walk/Trot Western Pleasure |
| 100086 | Senior Western Pleasure |
| 100087 | Intermediate Western Pleasure |
| 100088 | Junior Western Pleasure |
| 100089 | Junior Walk/Trot Western Horsemanship |
| 100090 | Senior Western Horsemanship |
| 100091 | Intermediate Western Horsemanship |
| 100092 | Junior Western Horsemanship |
| 100093 | Senior Trail |
| 100094 | Intermediate Trail |
| 100095 | Junior Trail |
| 100096 | Senior Reining |
| 100097 | Intermediate Reining |
| 100098 | Junior Reining |

Timed Events

- | | |
|--------|----------------------------|
| 100099 | Senior Barrel Racing |
| 100100 | Intermediate Barrel Racing |
| 100101 | Junior Barrel Racing |
| 100102 | Senior Pole Bending |
| 100103 | Intermediate Pole Bending |
| 100104 | Junior Pole Bending |
| 100105 | Senior Flag Race |
| 100106 | Intermediate Flag Race |
| 100107 | Junior Flag Race |
| 100108 | Senior Key Race |
| 100109 | Intermediate Key Race |
| 100110 | Junior Key Race |
| 100111 | Senior Fun Class |
| 100112 | Intermediate Fun Class |
| 100113 | Junior Fun Class |

DIVISION – 4-H PET PROJECT

1. Pets must have a health certificate from a licensed veterinarian and proof of vaccinations.
2. Refer to fair schedule for time and location of show.
3. Pets will be judged on: appropriateness of pet, cleanliness of pet, knowledge of pet and care.
4. Pets will not be housed at the fairgrounds or kept overnight.
5. Pets should be in a carrier/cage/tank, or on a leash, whatever is appropriate.

Pets

100120	Kitten (under 1 year of age)
100121	Cat
100122	Puppy (under 1 year of age)
100123	Dog
100124	Hand Pet
100125	Bird
100126	Aquarium Pet
100127	Reptile or Amphibian
100128	Other

DIVISION – 4-H POULTRY

1. Limit of seven (7) entries per this division; three (3) birds per class.
2. All poultry will be judged according to the breed standards.
3. No bird can be used in more than one class.
4. If poultry originates from a pullorum-typhoid clean or the equivalent flock, the 4-H'er needs to present a certificate stating this fact.
5. All exotic birds must be accompanied by a receipt of purchase. All exotic birds must be purchased from a breeder and not obtained from the wild.
6. Young birds are defined as under 1 year from their date of birth (hatch). Old bird is defined as 1 year and older from their date of birth (hatch). Please list the date of birth (hatch) on the entry form.
7. 4-H'ers need to be present at judging.
8. Each exhibitor is limited to 1 dozen eggs in each egg class. Eggs are to be displayed in an egg carton.
9. 4-H'er may sell 1 animal at the livestock premium auction, but the animal will no longer be eligible for show.

Poultry

100140	Senior Poultry Showmanship
100141	Intermediate Poultry Showmanship
100142	Junior Poultry Showmanship
100143	Standard Breeds, Large Fowl, one young bird of either sex
100144	Standard Breeds, Large Fowl, one old bird of either sex
100145	Standard Breeds, Bantams, one young bird of either sex
100146	Standard Breeds, Bantams, one old bird of either sex
100147	Production Pullets, Pen of 3 (<i>standard bred, crossbred, or strain cross pullets to be judged on egg production qualities</i>)
100148	Production Hens, Pen of 3 (<i>standard bred, crossbred, or strain cross pullets to be judged on egg qualities</i>)

- | | |
|--------|--|
| 100149 | Dual Purpose Pullets, Pen of 3 (<i>such as Rhode Island Red, New Hampshire, Plymouth Rock, etc.</i>) |
| 100150 | Dual Purpose Hens, Pen of 3 (<i>such as Rhode Island Red, New Hampshire, Plymouth Rock, etc.</i>) |
| 100151 | Meat Pen, Pen of 3 |
| 100152 | Turkeys, all breeds, one bird of either sex |
| 100153 | Ducks, all breeds, one bird of either sex |
| 100154 | Geese, all breeds, one bird of either sex |
| 100155 | Exotic Bird, all breeds, one bird of either sex |
| 100156 | Native Game Bird, one bird of either sex |
| 100157 | Other Bird, all breeds, one bird of either sex |

Eggs

- | | |
|--------|------------------|
| 100158 | Dozen White Eggs |
| 100159 | Dozen Brown Eggs |
| 100160 | Dozen Other Eggs |

DIVISION – 4-H RABBITS

1. A maximum of 18 entries per this division. 4-H'ers will be allowed to house 7 rabbits during the Fair, preferably their highest placing rabbits.
2. Meat exhibits 3 animals per entry, and those animals cannot be entered in any other class.
3. All rabbits must be tattooed.
4. 4-H'ers need to be present during judging.
5. 4-H'ers are responsible for the proper care of their rabbits during the show and while housed at the County Fair. (i.e., fresh water, food, dishes, ice bottles for cooling, etc.)
6. 4-H'er may sell 1 animal at the livestock premium auction, but the animal will no longer be eligible for show.

Showmanship

- | | |
|--------|---------------------------------|
| 100170 | Senior Rabbit Showmanship |
| 100171 | Intermediate Rabbit Showmanship |
| 100172 | Junior Rabbit Showmanship |

Rabbit

- | | |
|--------|--|
| 100173 | Jr. Doe – under 6 months of age, list breed |
| 100174 | Doe – 6 to 8 months of age, list breed |
| 100175 | Sr. Doe – 8 months of age and older, list breed |
| 100176 | Jr. Buck – under 6 months of age, list breed |
| 100177 | Buck – 6-8 months of age, list breed |
| 100178 | Sr. Buck – 8 months of age, list breed |
| 100179 | Meat Pen – all rabbits on one breed, list breed (maximum weight 5 lbs. each) |

Fur Classes

- | | |
|--------|--------------------|
| 100180 | Normal White Fur |
| 100181 | White Satin Fur |
| 100182 | White Rex Fur |
| 100183 | Normal Colored Fur |
| 100184 | Colored Satin Fur |
| 100185 | Colored Rex Fur |

DIVISION – 4-H SHEEP

1. Market lambs will include both whether and ewe lambs born on or after Dec. 1st of the previous year.
2. Animals shown as market lambs cannot be shown in breeding classes.
3. Market lamb classes will be split according to weight. All market lambs will be weighed when entered. Classes will be determined by the superintendent after weigh-in.
4. All lambs must be slick shorn with an even length of wool covering above the hock and knee (head excluded). Wool length should not exceed .2 inch.
5. In Pen of 3 class, all animals must be broke to lead, and cannot include animals entered in breeding classes. The animals must be owned by an individual or a group of family members and must be maintained at the same livestock facility.
6. Classes may be combined or split at the discretion of the superintendent.

Showmanship

- | | |
|--------|--------------------------------|
| 100190 | Senior Sheep Showmanship |
| 100191 | Intermediate Sheep Showmanship |
| 100192 | Junior Sheep Showmanship |

Market Lambs

- | | |
|--------|---------------------|
| 100193 | Market Lamb |
| 100194 | Rate of Gain |
| 100195 | Commercial Pen of 3 |

Breeding Sheep

- | | |
|--------|--|
| 100196 | Ewe Lamb – born on or after Sept. 1 st of the previous year |
| 100197 | Yearling Ewe – born before Sept. 1 st of the previous year |
| 100198 | Aged Ewe |

DIVISION – 4-H SWINE

1. Market hogs will include both barrows and gilts born on or after Dec. 1st of the previous year.
2. Animals shown as market hogs cannot be shown in breeding classes.
3. Market hogs' classes will be split according to weight. All market hogs will be weighed when entered. Classes will be determined by the superintendent after weigh-in.
4. All hogs must be washed and cleaned before they are checked in at the Edwards County Fair.
5. In Pen of 3 class, all animals must be able to be handled, and cannot include animals entered in breeding classes. The animals must be owned by an individual or a group of family members and must be maintained at the same livestock facility.
6. Classes may be combined or split at the discretion of the superintendent.
7. A Grand Champion and Reserve Grand Champion will be chosen for Market Hog and Breeding Gilt if quality merits.

Showmanship

- | | |
|--------|--------------------------------|
| 100200 | Senior Swine Showmanship |
| 100201 | Intermediate Swine Showmanship |
| 100202 | Junior Swine Showmanship |

Market Hogs

- | | |
|--------|---------------------|
| 100203 | Market Hog |
| 100204 | Rate of Gain |
| 100205 | Commercial Pen of 3 |

Breeding Gilts

- | | |
|--------|--|
| 100206 | January Gilt – born in Jan. of the current year |
| 100207 | February Gilt – born in Feb. of the current year |
| 100208 | March Gilt – born in Mar. of the current year |



GENERAL 4-H PROJECTS

DIVISION – 4-H AEROSPACE/ROCKETRY

Rules for ALL Aerospace/Rocketry Categories

1. 4-H members must be currently enrolled in the 4-H Aerospace/Rocketry program to exhibit in this division.
2. Each exhibitor may enter any number of rockets constructed during the current 4-H year.
3. If a rocket qualified for the Kansas State Fair, exhibitors should read the State Fair rules for the 4-H Aerospace/Rocketry Division, as they may be different from those at the Edwards County Fair.
4. All revisions of all forms previously released for the division, either undated or dated prior to the current year, are void for use, and new forms must be obtained from <http://rocketry.engtech4ks.com/>. The envelope should contain:
 - a. Instructions on how to construct the rocket.
 - b. Up to 5 pages of pictures, pictures are to be attached to sheets of paper, from both the construction and launch;
 - c. Documentation of any flight damage that occurred;
 - d. Any modifications made to the rocket except for paint scheme and decals;
 - e. An additional page for altitude calculations if the space on the form is not enough.
 - f. For original design rockets, also known as “scratch-built” rockets, the exhibitor must provide all necessary details to construct the rocket, Additionally, original design rockets also need:
 - i. Five additional pages of photos are allowed.
 - ii. Documentation of how the rocket was tested for stability. Failure to test and document flight stability following modifications will result in the deduction of two ribbon placings.
5. If a “Burn Ban” is in effect for Edwards County, exhibitors are not required to launch their rocket(s). All requirements for the launching of rockets for the Edwards County Fair (as well as the Kansas State Fair) are suspended for the duration of the ban. Rockets are also not to be launched if conditions are too dangerous to safely launch the rocket. However, rockets should be flown if otherwise possible. Just flying the last stage (the part with the nosecone) of a multi-stage rocket is acceptable.
6. If a safety violation is noted by the judges, superintendent, or other Extension staff, the exhibitor’s rocket, at the judges’ discretion, will receive a participation ribbon.
7. Rockets ARE NOT to be displayed with used or unused rocket engines either in the rocket or as part of the stand. If rocket engines are included in the exhibit, the judge may disqualify the exhibit.

Exhibit Definitions for ALL Rocketry Categories

1. As defined by the National Association of Rocketry (NAR), a scale model is “any model rocket that is a true scale model of an existing or historical guided missile, rocket vehicle, or space vehicle, that has flown under rocket power.” The intent of scale modeling is, according to the NAR, “to produce an accurate, flying replica of a real rocket-powered vehicle that is judged for craftsmanship in construction, finish, and flight performance.” (<https://www.nar.org/contest-flying/competition-guide/>)

2. Adult supervision is defined as being under the direct supervision of someone 18 years of age or older.
3. For the purposes of Kansas 4-H Rocketry/Aerospace, a mid-powered rocket is defined as a rocket that uses an 'E', 'F', 'G', or equivalent engine for launch. In addition, rockets also qualify for mid-power if they meet any of the following criteria:
 - a. Are 2-inches or greater in diameter (not including fins) and taller than 3-feet (36-inches including fins) and do not use an engine(s) exceeding 160.01 Newton-seconds of total impulse (an 'H' engine equivalent or above).
 - b. The total impulse of all engines used in the rocket is greater than 20.01 Newton-seconds and less than 160.01 Newton-seconds.
4. For the purposes of Kansas 4-H, a high-powered rocket is defined as a rocket that meets any of the following criteria:
 - a. Weighs more than 3.3125 pounds (53 ounces or 1500 grams) at the time of launch;
 - b. Uses a 'H' engine or larger to launch;
 - c. The total impulse of all engines used in the rocket is greater than 160.01 Newton-seconds of thrust;
 - d. Includes any airframe parts of ductile metal, though the use of ductile metal is strongly discouraged;
 - e. Models powered by rocket motors not classified as model rocket motors per NFPA 1122, e.g.;
 - i. Average thrust in excess of 80.01 Newtons;
 - ii. Contain in excess of 125 grams of propellant and are limited to only 'H' and 'I' motors;
 - iii. Uses a hybrid motor or a motor designed to emit sparks.
5. High-power certification is defined as having successfully completed a certification program for high-powered rocketry through the NAR or Tripoli and maintaining that certification. This applies to all membership levels in the NAR or Tripoli. Specifically, the "Formal Participation Procedure" for the "Junior HPR Level 1 Participation Program" as outlined by the NAR and the "Tripoli Mentoring Program" as outlined by the NAR and the "Tripoli Mentoring Program (TMP)" as outlined by Tripoli.
6. NAR safety codes for launching and construction of all rockets are assumed to be used by all 4-H exhibitors and will be considered during judging.
7. For the purpose of Kansas 4-H Aerospace/Rocketry, NO rockets may be launched using engines totaling more than an 'I' impulse engine or 640 Newton-seconds of total thrust.

Exhibit Rules for ALL Rocketry Categories

1. Rockets, except those in the JR Division, are not to be "beginner kits" or pre-finished rockets requiring no painting are NOT acceptable outside the JR Division and will be disqualified.
2. Rockets entered in the JR Division are not accepted at the Kansas State Fair, due to age restrictions.
3. Angles of fins must fall within a plus or minus 2-degree variation using an approved fin alignment guide (such as KSSTAC 10). An official fin guide is available from <http://rocketry.engtech4ks.com/>.
4. Fins and body tubes, except those in the introductory division, are to be filled and sealed with putty, sanding sealer, and/or primer or other suitable filler to eliminate the appearance of body grooves and wood grain.
5. Fins and launch lugs are to be filleted to reduce drag and properly secure them to the model.

6. Engine mounts are to be securely attached to the body tube.
7. Any seams on plastic parts are to be sanded smooth.
8. The recovery system (typically a parachute or streamer) should be attached according to the instructions.
9. The nosecone is to fit snugly but still allow for easy removal.
10. To exhibit, the rocket's support rods must not extend past the tip of the highest nosecone on the model. Support rods must remain in the upright position, 90 degrees to the display base, and do not angle. Support rods may be angled if the rocket itself remains in the upright portion. For example, if engine tubes are slanted and the best form of support for the rocket is to use an angled support post. If the rocket is not perpendicular to the display base, the judge will lower the exhibit by one ribbon placement. The exhibitor's name, 4-H Club, and County must be labeled on the base.
11. Exhibits must be uniformly painted and smoothly finished without "runs," "orange peel," or "alligator skin," or finished as per rocket instructions (for example, no painting required), and decals, if used, are applied smoothly.
12. Models are not judged based on their paint scheme (colors and placement on the rocket), except for rockets that fit the definition of a 'scale model' and are entered in the scale model class. All other rockets do not have to follow the suggested paint scheme, allowing the 4-H'er to display maximum creativity in the finishing of the rocket. Under no circumstances is the weight given to the paint scheme sufficient enough, by itself, to move the non-scale model from one ribbon placement to another.
13. "Scale Models" entered in the scale model class will be judged based on their paint scheme. The judge may deduct up to one ribbon placing for not following the paint scheme. "Scale Models" displayed in the scale model class are to be finished and completed with a majority (greater than 70%) of decals. For all other rockets, the use of decals is optional.
14. Exhibitor(s) must be 11 years of age (4-H age) or older to enter an original design rocket. Original design rockets cannot be a modification of a pre-existing kit and must be of original design by the exhibitor. Original Design Rockets must include detailed instructions so that someone could construct the original designed rocket just like a kit purchased at the store. Instructions can be as many pages as needed to convey full and complete construction techniques.
15. For a rocket entered in the original design classes, describe in the summary how the rocket was tested for stability prior to flying. Swing testing of the rocket is required. Other tests and calculations are strongly encouraged. Exhibitors must include documentation of the swing test. Failure to swing test a rocket will result in a deduction of TWO ribbon placings.
16. Rockets that use more than one 'D' engine or equivalent are considered mid- or high-power rockets in 4-H.
17. Mid- and High-Power exhibitors must be at least 14 years old by January 1st of the current year.
18. In addition to the information packet for all rockets, a high-power information form is to be completed and placed inside the information packet. This may be downloaded at <http://rocketry.engtech4ks.com/>.
19. Exhibitors in the mid- and high-power divisions must hold membership in either the NAR or the Tripoli organizations.
20. The NAR High Power Rocket Safety Code applies to the construction and launching of all rockets displayed in this division. As such, all mid- and high-power rocketry exhibitors must comply with the NAR High Power Rocket Safety Code that is in effect as of October 1st of the current year.

21. All rockets in the mid- and high-power divisions are to be launched under adult supervision by the 4-H member who constructed the rocket.
22. For rockets launched using an engine(s) that have 160.1 ('H' engine or the equivalent amount of smaller engines) Newton-seconds or larger, adult supervision must be provided by an individual having at least a Level 1 High Power Certification. The 4-H member should also hold or be attempting to attain their Level 1 High Power Certification if launching on this large of an engine.
23. Exhibitors may include a video showcasing their project, as well as a walkthrough of any project mechanics. The video must not be more than 8 minutes and should be included on a USB drive. These videos do NOT replace consultative judging. Exhibitors are encouraged to talk with the judge.

Junior Division (Ages 7 – 8 years) Not eligible for the Kansas State Fair.

- | | |
|--------|--|
| 100500 | Rocket (from a kit) – without pre-assembled fin units, include plans |
| 100501 | Rocket (from “Beginners Kit”) – rockets in this class may have pre-assembled fin units, including plans. This class is for first and second-year 4-H members to explore the rocketry project.) |
| 100502 | Scale Model Rocket (from kit) – include plans |

Division A (Ages 9 – 13 years) - Kits

- | | |
|--------|---|
| 100503 | Rocket (from kit) – include plans |
| 100504 | Scale Model Rocket (from kit) – include plans |

Division B (Ages 11 – 13 years) – Scratch Built 9 and 10 years old may not enter this class

- | | |
|--------|--|
| 100505 | Rocket Designed by Exhibitor (not merely a modification of existing kit) – include original plans |
| 100506 | Scale Model Rocket Designed by Exhibitor (not merely a modification of an existing kit) – include original plans and stability testing |

Division C (Ages 14 years and older)

- | | |
|--------|---|
| 100507 | Rocket (from kit) – include plans |
| 100508 | Rocket Designed by Exhibitor (not merely a modification of an existing kit) – include original plans |
| 100509 | Scale Model Rocket (from kit) – include plans |
| 100510 | Scale Model Rocket Designed by Exhibitor (not merely a modification of an existing kit) – include original plan and stability testing |

Division D (Ages 11 years and older) – Team Built

This class is designed to encourage teamwork among individuals and clubs to work on a rocket from the initial design to the finished product.

- | | |
|--------|---|
| 100511 | Rocket Designed by 2 or More Exhibitors (not merely a modification of an existing kit) – include original plans |
|--------|---|

Division E (Ages 14 years and older)

- | | |
|--------|---|
| 100512 | Mid- or High-Power Rocket (from kit or original design) |
|--------|---|

Aerospace/Rocketry Educational Exhibit Rules

1. For notebooks, display boards, and posters, no additional exhibit information is required. No manila envelope is needed for these exhibits.
2. Exhibits are to have a clear link to Aerospace/Rocketry. Exhibits in posters, notebooks, and display boards must contain substantial supporting materials.
3. Educational display boards, posters, and notebooks should be creative and showcase details about the knowledge learned in the project during the current 4-H year. Value is placed on youth who can demonstrate how their skills have increased while completing the project. Each exhibit will be judged on uniqueness, creativity, neatness, accuracy of material, knowledge gained, and content. An exhibit judging score sheet is available at <http://rocketry.engtech4ks.com/>. For example, a rocket that may have crashed and/or been highly damaged may be made into an educational display or poster that tells a great story with many lessons learned.
4. Follow copyright laws, citing all sources of information in a standard information in a standard notation. Sources of information must be cited on the front of your exhibit, including all posters and educational display boards.
5. Educational displays are not to exceed 4' high x 3' wide x 2' deep. No card table exhibits will be allowed. Care should be taken to use durable materials that will withstand Edwards County Fair conditions.
6. "Construction Kits" that are part of Educational displays must be contained in cases (tackle boxes, sealable containers, etc.) that may not be larger than 1' x 2' x 2' and must have a latch that securely keeps all components contained in the "Construction Kits." Other components are to adhere to appropriate dimensions.
7. Educational Project notebooks must be organized in a 3-ring binder.
8. Posters are limited to commercial 3' x 4' tri-fold display boards and no thicker than 2".
9. Engines and igniters for rockets ARE NOT permitted with the exhibit and constitute immediate disqualification. This is for safety reasons and includes both spent and live engines.
10. Exhibitor's name, 4-H club, age, and year(s) in project must be tagged or labeled in the notebook or "Construction Kit". For educational displays and/or posters, the exhibitor's name, 4-H club, age, and year(s) in project must be tagged or labeled on the back of the exhibit. Exhibit cards are not sufficient as they may be removed or repositioned for display. Failure to label an exhibit may result in a one-ribbon placement deduction.
 - a. Exhibits should possess the following qualities (in no particular order): A central theme, what you want others to learn, be designed and constructed in a manner befitting the exhibit, and be something you are interested in.
11. If a safety violation is noted by judges, the superintendent, or Extension staff, the exhibitor's exhibit, at the judge's discretion, will receive a participation ribbon.

Rocketry – Intermediate Educational Division (Ages 9-13)

- | | |
|--------|------------------------------------|
| 100513 | Int. Rocketry Educational Display |
| 100514 | Int. Rocketry Educational Notebook |
| 100515 | Int. Rocketry Educational Poster |

Rocketry – Senior educational Division (Ages 14 and older)

- | | |
|--------|-----------------------------------|
| 100516 | Sr. Rocketry Educational Display |
| 100517 | Sr. Rocketry Educational Notebook |
| 100518 | Sr. Rocketry Educational Poster |

DIVISION – 4-H AG MECHANICS - WELDING

Rules

1. 4-H member must be currently enrolled in the Kansas 4-H Ag Mechanics (Welding) project to exhibit in this division.
2. Each exhibitor may enter any number of exhibits per class. Exhibits must have been constructed or repaired during the current 4-H year.
3. Wheeled exhibits must utilize a braking mechanism that prevents the exhibit from freely rolling while on display.
4. Exhibitors are responsible for providing sufficient braking or “chocks” for trailer exhibits to ensure that the exhibits do not move once positioned. If using a wheel “chocking” mechanism, the two individual blocks should be connected together as a pair of chocks, so they do not become separated. At least one pair of chocks should be placed on each side of the trailer to prevent movement.
5. For trailer exhibits, the tongue of the trailer should have a locking mechanism (e.g., padlock) to prevent the trailer from being moved by unauthorized individuals while being displayed. A key for the locking mechanism should be left with the superintendent or Extension Staff and labeled with the exhibitor’s name, club name, and phone number.
6. For exhibits with a downward swinging part, such as tailgates, that could pose a fall/striking/crushing hazard should have a tamper resistant locking mechanism such as a “zip-tie” or a “cotter-key” through a release pin that would prevent the swinging part from being accidentally released and falling on someone.
7. Each exhibit must be free-standing or sufficiently supported by an exhibitor-supplied support system that is movable and is part of the total dimensions and weight of the exhibit. Exhibit boards should have a portable and movable base. No exhibits may be staked to the ground for display.
8. Top-heavy items should be braced or placed in a stand sufficient to prevent them from toppling over while on display.
9. Exhibits may not be bound, affixed, or attached to the Edwards County Fair buildings, except by a superintendent, Extension staff, or Fair Board.
10. Painting or spot painting is not allowed on projects after arrival at the fairgrounds. If wet paint is detected by judges or superintendents, one ribbon placement will be deducted.
11. Repair projects having adequate original finish need not be repainted.
12. Cutting surfaces, such as blades, are to have a protective covering over them to prevent injury. The covering should be easily removed and reinstalled for judging. Foam “pool noodles” and multiple layers of cardboard are acceptable.
13. Display cases for small exhibits are acceptable and must be easily opened so the item can be removed and examined as part of judging.
14. Exhibits that include weaponry of any kind will be disqualified. Weaponry is defined as any instrument, possession, or creation, physical and/or electrical, that is intended to be used to inflict damage and/or harm to individuals, animal life, and/or property.
15. Trailers and/or large exhibits will be displayed outside.
16. If the exhibit is powered by flammable liquids (gas, propane, kerosene, etc.), the fuel tank and lines should be drained and allowed to dry, to avoid spills and potential fires.
17. Electric powered (battery, corded, solar, or alternative energy) should have a primary shutoff or disconnect switch.

18. If a safety violation is noted by the judges, superintendent, or other staff, the exhibitor's exhibit, at the judges' discretion, will receive a deduction in ribbon placement or a participation ribbon.
19. The exhibitor's name(s) and 4-H club must be tagged or labeled on the display.
20. Each exhibitor is required to complete the "4-H Ag Mechanics Welding Exhibit Information Form" for each exhibit, except for display boards, which is available through the 21 Central Extension District or at <http://welding.engteach4ks.com/>. This form must be attached to the outside of a 10" x 13" manila envelope. Do not tie the envelope to the exhibit. All revisions of all forms previously released for the division dated prior to the current year are void for use, and new forms must be obtained/used that are dated by the State 4-H Office for the current year.
21. Each exhibit information packet should include the following items:
 - a. Bill of materials for the project with associated costs, scrap items used may be listed as having a \$0.00 cost.
 - b. 1 to 5 pages of photos showing work on the exhibit, preferably from a beginning state to a final or completed state.
 - c. If appropriate schematics or working drawings relating to the creation or repair, this is not required for display boards.
 - d. If appropriate, operating instructions.

Beginners Division (Ages 7-8 years) Not eligible for the Kansas State Fair.

This level is designed for youth with little to no exposure in the project area so that they can gain an understanding of basic principles and methods in the given area.

- | | |
|--------|---|
| 100550 | Welding Display Board - a 3' x 3' display board with different pieces of metal attached illustrating different types of welds (label each weld) |
| 100551 | Beginner Welding Ag Repair - repair of ag equipment with welding |
| 100552 | Beginner Welding Ag Fabrication - create new ag equipment with welding |
| 100553 | Beginner Welding General Repair - repair of non-ag equipment with weld |
| 100554 | Beginner Welding General Fabrication - create new non-ag equipment with welding |
| 100555 | Beginner Artistic Fabrication - create an artistic or interpretive piece with welding |
| 100556 | Brazing Repair |
| 100557 | Brazing Fabrication |
| 100558 | Smithing Display Board - a 3' x 3' display board with different pieces of forged metal attached, illustrating different forms, each form being labeled. |
| 100559 | Beginner Smithing - a design forged with at least one formed element (i.e., twists or spirals) |

Intermediate Division (Ages 9-13 years)

This level is designed for youth with some experience in the project area, allowing them to expand on common principles and methods in the given area.

- | | |
|--------|--|
| 100560 | Intermediate Welding Ag Repair – repair of ag equipment with welding |
| 100561 | Intermediate Welding Ag Fabrication – create new ag equipment with welding |
| 100562 | Intermediate Welding General Repair – repair of non-ag equipment with welding |
| 100563 | Intermediate Welding General Fabrication – create non-ag equipment with welding |
| 100564 | Intermediate Welding Artistic Fabrication – create artistic or interpretive pieces with welding |
| 100565 | Intermediate Brazing Repair |
| 100566 | Intermediate Brazing Fabrication |
| 100567 | Intermediate Smithing – a design forged with at least two different formed elements (i.e., twists and spirals) |

Senior Division (Ages 14 years and older)

This level is designed for youth with vast experience in the project area, allowing them to master common principles and methods and expand on advanced techniques in the given area.

- 100568 Senior Welding Ag Repair – repair of ag equipment with welding
- 100569 Senior Welding Ag Fabrication – create new ag equipment with welding
- 100570 Senior Welding General Repair – repair non-ag equipment with welding
- 100571 Senior Welding General Fabrication – create non-ag equipment with welding
- 100572 Senior Welding Artistic Fabrication – create an artistic or interpretive piece with welding
- 100573 Senior Brazing Repair
- 100574 Senior Brazing Fabrication
- 100575 Senior Smiting – a design forged with at least three different formed elements (i.e. twists, spirals, and bulbs)

Ag Mechanics (Welding) Educational Exhibit Rules

1. For notebooks, display boards, and posters, no additional exhibit information is required. No manila envelope is needed for these exhibits.
2. Exhibits are to have a clear link to Ag Mechanics (Welding).
3. Exhibits in posters, notebooks, and display boards must contain substantial supporting materials.
4. Educational display boards, posters, and notebooks should be creative and showcase details about the knowledge learned in the project during the current 4-H year. Value is placed on youth who can demonstrate how their skills have increased while completing the project. Each exhibit will be judged on uniqueness, creativity, neatness, accuracy of material, knowledge gained, and content. An exhibit judging score sheet is available at <http://welding.engtech4ks.com/>. For example, an exhibit with weld that did not hold may be made into an educational display or poster that tells a great story with many lessons learned.
5. Follow copyright laws, citing all sources of information in a standard information in a standard notation. Sources of information must be cited on the front of your exhibit, including all posters and educational display boards.
6. Educational displays are not to exceed a standard commercial 4' high x 3' wide x 2' deep. No card table exhibits will be allowed. Care should be taken to use durable materials that will withstand Edwards County Fair conditions.
7. "Construction Kits" that are part of Educational displays must be contained in cases (tackle boxes, sealable containers, etc.) that may not be larger than 1' x 2' x 2' and must have a latch that securely keeps all components contained in the "Construction Kits." Other components are to adhere to appropriate dimensions.
8. Educational Project notebooks must be organized in a 3-ring binder.
9. Posters are limited to commercial 3' x 4' trifold board not thicker than 2-inches.
10. For educational displays and/or posters, the exhibitor's name, 4-H club, county/district, age, and year(s) in project must be tagged or labeled on the back of the exhibit. Exhibit cards are not sufficient as they may be removed or repositioned for display. Failure to label an exhibit may result in a one-ribbon placement deduction.
11. Exhibits should possess the following qualities (in no particular order):
 - a. A central theme;
 - b. What you want others to learn;
 - c. Be designed and constructed in a manner befitting the exhibit;
 - d. Be something you are interested in;

12. If a safety violation is noted by judges, the superintendent, or Extension staff, the exhibitor's exhibit, at the judge's discretion, will receive a participation ribbon.

Ag Mechanics/Welding Classes – Intermediate Educational Division (Ages 9-13)

- | | |
|--------|--|
| 100576 | Intermediate Ag Mechanics/Welding Educational Display |
| 100577 | Intermediate Ag Mechanics/Welding Educational Notebook |
| 100578 | Intermediate Ag Mechanics/Welding Educational Poster |

Ag Mechanics/Welding Classes – Senior educational Division (Ages 14 and older)

- | | |
|--------|--|
| 100579 | Senior Ag Mechanics/Welding Educational Display |
| 100580 | Senior Ag Mechanics/Welding Educational Notebook |
| 100581 | Senior Ag Mechanics/Welding Educational Poster |

DIVISION – 4-H AGRONOMY

Crops

1. 4-H Member must be enrolled in the 4-H Agronomy Project.
2. Crops must be grown by 4-H member this year.
3. Exhibits should be as mature as possible. Immature grain sorghum heads will not be penalized for immaturity.
4. The name of the hybrid or variety must be listed on the entry tag.
5. Each class will be divided into dryland and irrigated production as needed.
6. Attach both entry cards with a rubber band around the neck of the jar.
7. All classes calling for a gallon sample may have a 2½ - 3-inch diameter cylinder placed in a glass gallon container to reduce the amount to three-quarters.
8. If variety is NOT stated where requested, OR samples are not tied where requested, ribbon placing will drop one placing.
9. Hay samples should be approximately 15"x12"x6". Maximum thickness of 6' and minimum of 5'. Hay samples should be tied with a "T". Wrap the twine horizontally around the hay and tie, then wrap vertically and tie.
10. Entries in classes for fall crops that are selected for a state fair entry may exhibit mature crops at the Kansas State Fair.

Crops Classes

- | | |
|--------|--|
| 100600 | Wheat (1 gallon) |
| 100601 | Barley (1 gallon) |
| 100602 | Grain Sorghum (5 heads) |
| 100603 | Forage Sorghum (10 stalks) |
| 100604 | Corn (10 stalks) |
| 100605 | Sudan Grass (10 stalks) |
| 100606 | Rye (1 gallon) |
| 100607 | Alfalfa (1 flake or slice) |
| 100608 | Soybeans (bundle of 5 plants) |
| 100609 | Soybeans (1 gallon thrashed from the previous year's crop) |
| 100610 | Miscellaneous Crop (1 gallon of grain or 10 stalks) |

Wheat Variety Plot Displays

The free-standing displays must not exceed the overall dimensions of 36" wide x 36" high x 18" deep (measured on the outside). Care should be taken to select durable materials that will withstand the Edwards County Fair conditions. Displays must not require the use of electricity. If the display exceeds overall dimensions, ribbon placement will be dropped one place.

1. 4-H Member must be enrolled in the 4-H Agronomy Project.
2. The display must be planned and prepared by 4-H members enrolled in the wheat variety plot project.
3. Members must include the varieties provided in the display but may include more varieties, if desired.

Wheat Variety Plot Class

100611 Wheat Plot Variety Display

Weed Control Exhibit

1. 4-H Member must be enrolled in the 4-H Agronomy Project.
2. Collect, identify, press, mount, and label a minimum of 15 weeds. Try to collect their roots, stems, leaves, and flowers. Three of the weeds must be noxious weeds, preferably found in Edwards County. A standard 9 x 12-inch scrapbook may be obtained in which to permanently mount your weed specimens. Identify the scrapbook with your name and county on the inside cover.
3. Prepare a list of the weeds mounted, showing common name, scientific name, and where it was found. Place the list in a specially identified section of the scrapbook.
4. Collect and identify weed seeds found in crop seeds. Mount them for display purposes. Place them in a specially identified section of the scrapbook.
5. Write a story on "How We Control Weeds on Our Farm" if you live on a farm. Other members may write "How We Control Weeds at Home". The story should be about 300 words in length. It must show definite methods used to control weeds. Place the story in a specially identified section of the scrapbook.

Weed Control Class

100612 Weed Control Display



DIVISION – 4-H ASTRONOMY

Rules

1. The 4-H member must be currently enrolled in the 4-H Astronomy project to exhibit in this division.
2. Each exhibitor may enter any number of exhibits per class. The exhibit must have been completed during the current 4-H year.
3. Telescopes entered in this division may be built from a kit or by original design. Pre-finished telescopes, which require no construction or painting, are NOT acceptable exhibits.
4. Telescopes are limited to no more than six feet in length. They must be placed on a stationary stand that does not allow the telescope to roll and/or fall over. The stand cannot extend past two feet in length or width.
5. Each telescope exhibit must include a “4-H Astronomy Exhibit Information Form,” which is available through 21 Central Extension District or at <http://astronomy.engtech4ks.com>. This form must be attached to the outside of a 10” x 13” manila envelope. Do NOT tie the envelope to the exhibit. Forms must be obtained and used that are dated by the Kansas State 4-H Office for the current year. You must also include construction plans (or a photocopy) for the telescope and place it inside the manila envelope.
6. Telescopes designed by the exhibitor must be original, not a modification of an existing kit.
7. Exhibitor’s name, 4-H club, county/district, age, and year(s) in project must be tagged or labeled on the telescope.
8. If a safety violation is noted by the judge, superintendent, or Extension staff, the exhibitor’s exhibit, at the judge’s discretion, will receive a participation ribbon.
9. Exhibitors may include a video showcasing their project, as well as a walkthrough of any project mechanics. The video must not be more than 8 minutes and should be included on a USB drive. These videos do NOT replace consultative judging. Exhibitors are encouraged to talk with the judge.
10. Two photographs, showing telescope construction and operation, are required. Photographs should be mounted on one side of an 8½” x 11” page. A brief caption should accompany each photograph. Place photos in the 10” x 13” manila envelope.
11. The telescope must be properly assembled and painted with a smooth and uniform finish.

Astronomy Classes

100630	Telescope (from kit)
100631	Telescope (original design)

Astronomy Educational Exhibit Rules

1. For notebooks, display boards, and posters, no additional exhibit information is required. No manila envelope is needed for these exhibits.
2. Exhibits are to have a clear link to Astronomy.
3. Exhibits in posters, notebooks, and display boards must contain substantial supporting materials.
4. Educational display boards, posters, and notebooks should be creative and showcase details about the knowledge learned in the project during the current 4-H year. Value is placed on youth who can demonstrate how their skills have increased while completing the project. Each exhibit will be judged on uniqueness, creativity, neatness, accuracy of material, knowledge gained, and content. An exhibit judging score sheet is available at <http://astronomy.engtech4ks.com/>.

5. Follow copyright laws, citing all sources of information in a standard information in a standard notation. Sources of information must be cited on the front of your exhibit, including all posters and educational display boards.
6. Educational displays are not to exceed a standard commercial 4' high X 3' wide X 2' deep. No card table exhibits will be allowed. Care should be taken to use durable materials that will withstand Edwards County Fair conditions.
7. "Construction Kits" that are part of Educational displays must be contained in cases (tackle boxes, sealable containers, etc.) that may not be larger than 1' x 2' x 2' and must have a latch that securely keeps all components contained in the "Construction Kits." Other components are to adhere to appropriate dimensions.
8. Educational Project notebooks must be organized in a 3-ring binder.
9. Posters are limited to commercial 3' X 4' tri-fold boards.
10. Any three-dimensional poster or display board exhibits may not be thicker than 2 inches.
11. Exhibitor's name, 4-H club, county/district, age, and year(s) in project must be tagged or labeled on the notebook or "Construction Kit". For educational displays and/or posters, the exhibitor's name, 4-H club, age, and year(s) in project must be tagged or labeled on the back of the exhibit. Exhibit cards are not sufficient as they may be removed or repositioned for display. Failure to label an exhibit may result in a one-ribbon placement deduction.
12. Exhibits should possess the following qualities (in no particular order):
 - a. A central theme;
 - b. What you want others to learn;
 - c. Be designed and constructed in a manner befitting the exhibit;
 - d. Be something you are interested in;
13. If a safety violation is noted by judges, the superintendent, or Extension staff, the exhibitor's exhibit, at the judge's discretion, will receive a participation ribbon.

Astronomy Classes – Intermediate Educational (Ages 9 – 13)

- | | |
|--------|---|
| 100632 | Intermediate Astronomy Educational Display |
| 100633 | Intermediate Astronomy Educational Notebook |
| 100634 | Intermediate Astronomy Education Poster |

Astronomy Classes – Senior Educational (Ages 14 years and older)

- | | |
|--------|---------------------------------------|
| 100635 | Senior Astronomy Educational Display |
| 100636 | Senior Astronomy Educational Notebook |
| 100637 | Senior Astronomy Educational Poster |

DIVISION – 4-H BOOTHS & BANNERS

1. Each 4-H Club will be limited to one entry.
2. Each club is required to label its entry with the club's name, where it is easily seen.
3. Booth size is approximately 8' x 6'.
4. Booths and Banners are NOT eligible for the Kansas State Fair.
5. Banner dimensions are to be no less than 12 and no more than 16 square feet with a minimum of 3 feet on one side.
6. Banners must be made of materials that permit the banner to be folded or rolled without damaging the display. Three-dimensional objects should not be attached to the front of the banner.
7. Each entry will be judged on the following basis: Educational Value - 40%; Interest and Originality - 20%; Appearance - 20%; Quality of Display Material – 20%.

8. Clubs not taking care of their booths will forfeit prize money.
9. Premiums will be paid: 1st - \$20; 2nd - \$15; 3rd - \$10; 4th - \$5.

Booths & Banners Classes

100650	Booths
100651	Banners

DIVISION – 4-H BUILDING BLOCK ENGINEERING

Rules

1. 4-H members must be currently enrolled in the Kansas 4-H Building Block Engineering project to exhibit in this division.
2. Each exhibitor may enter any number of exhibits per class. Exhibits must have been constructed during the current 4-H year.
3. Counties are limited to FOUR exhibits to compete at the Kansas State Fair to ensure space for all exhibitors. Therefore, exhibits must be selected at the Edwards County Fair for entry at the Kansas State Fair.
4. Total exhibit dimensions may not exceed 2 feet high by 2 feet wide by 2 feet deep, while the minimum exhibit dimensions must be at least 6 inches wide and 6 inches deep.
5. All exhibits are required to be placed in a sturdy see-through enclosure with a top, bottom, and 4 sides. A “clear” tub, turned upside down, with the exhibit placed on the lid, would be an acceptable enclosure. It may be desirable to place a cutting board or other hard surface between the lid and base plate of the exhibit to make it sturdier. This is to keep exhibit components from being “scattered about” at the Fair. The outer dimensions of the enclosure DO NOT COUNT towards the total exhibit dimensions, but should not be excessive. The entire exhibit should fit in the display enclosure, so the enclosure does not smash into the exhibit during movement.
6. All components used in the construction should be dust and hair-free, clean, free of chips, scuffs, cracks, or broken blocks.
7. Gaps or cracks should not be visible between assembled blocks unless they fit with the story, for example, an earthquake.
8. The primary building component should be interlocking blocks, commonly referred to by the brand name of Lego®.
9. Other components can be integrated into dioramas to illustrate architectural aspects that may be difficult to convey with traditional interlocking blocks, for example, marbles for small round objects.
10. The use of existing “store-bought” sets for major elements of the display is not allowed; use of figurines from sets is allowed, as is using individual bricks or small sub-assemblies to create something different than the set it came from. For example, a car hood or front end from a car kit could be used in a “car museum,” just not the entire car. The intent of this is to ensure fairness among exhibitors and encourage maximum creativity instead of just following a set of plans.
11. Dioramas should be suitably complex and have multiple elements, for example, a campsite that has a log cabin, a tree fort, and a car.
12. All dioramas should have a story, which is part of the information pack that describes what is happening in the diorama; this can be as simple (nursery rhyme “Jack and Jill,” for example) or as complex as needed to explain to someone looking at the exhibit what is happening.

13. Vehicles that are intended to stay in a single place should be affixed to base plates with sticky tack, hot glue, or other methods.
14. Mechanical enhancements or motion elements that add motion to the diorama are acceptable and encouraged. For example, merry-go-rounds, doors, elevators, gears, marbles going down a channel, flapping wings, animatronics, etc. If included, judges should be able to use them, and instructions should be provided for operation either in the story or on a separate page.
15. Artistic designs, for example, recreating paintings like the “Mona Lisa” or “Starry Nights” and structures like “David” are not permitted as exhibits, and one ribbon placing will be deducted. These exhibits should be displayed in the Visual Arts.
16. The exhibitor’s name(s) and 4-H club must be tagged or labeled on the display. Additionally, the display case should have the exhibitor’s information attached to both the lid and clear plastic container, as well as the top of the case may be separated from the display.
17. Each exhibit must include a Building Block Engineering information packet. Entry of either a packet without an accompanying exhibit or an exhibit without a packet is not a sufficient exhibit.
18. Each exhibit is required to complete the “4-H Building Block Engineering Exhibit Information Form,” which is available at <http://blocks.engtech4ks.com/>. This form must be attached to the outside of a 10” x 13” manila envelope. Do not tie the envelope to the exhibit. All revisions of forms previously released for the division dated prior to the current year are void for use, and new forms must be obtained and used that are dated by the Kansas State 4-H Office for the current year.
19. Each exhibit information packet should include the following items:
 - a. 1 to 5 pages of photos showing work on the exhibit, preferably from a beginning state to a final or completed state. Final pictures help in determining where a part might go in case something comes loose.
 - b. If appropriate, operating instructions for the mechanical portions of the diorama.
20. Exhibitors may include a video showcasing their project, as well as a walkthrough of any project mechanics. The video must not be more than 8 minutes and should be included on a USB drive. These videos do NOT replace consultative judging. Exhibitors are encouraged to talk with the judge.
21. Exhibitors are encouraged to take part in consultative judging, as well as creating the video.

Building Block Engineering Classes

Introductory – Level 1 (Ages 7-8 years)

- 100670 Level 1 - Diorama (illustrate at least 2 architectural features beyond floors, ceilings, and walls)

Intermediate – Level 2 (Ages 9-13 years)

- 100671 Level 2 – Diorama (illustrate at least 4 architectural features beyond floors, ceilings, and walls, as well as 1 or more motion elements)

Senior – Level 3 (Ages 14 years and older)

- 100672 Level 3 – Diorama (illustrate at least 6 architectural features beyond floors, ceilings, and walls, as well as 2 or more motion elements)

Building Block Engineering Educational Exhibit Rules

1. For notebooks, display boards, and posters, no additional exhibit information is required. No manila envelope is needed for these exhibits.
2. Exhibits are to have a clear link to Building Block Engineering.

3. Exhibits in posters, notebooks, and display boards must contain substantial supporting materials.
4. Educational display boards, posters and notebooks should be creative and showcase details about the knowledge learned in the project during the current 4-H year. Value is placed on youth who can demonstrate how their skills have increased while completing the project. Each exhibit will be judged on uniqueness, creativity, neatness, accuracy of material, knowledge gained, and content. An exhibit judging score sheet is available at <http://astronomy.engtech4ks.com/>.
5. Follow copyright laws, citing all sources of information in a standard information in a standard notation. Sources of information must be cited on the front of your exhibit, including all posters and educational display boards.
6. Educational displays are not to exceed a standard commercial 4' high X 3' wide X 2' deep. No card table exhibits will be allowed. Care should be taken to use durable materials that will withstand Edwards County Fair conditions.
7. "Construction Kits" that are part of Educational displays must be contained in cases (tackle boxes, sealable containers, etc.) that may not be larger than 1' x 2' x 2' and must have a latch which securely keeps all components contained in the "Construction Kits." Other components are to adhere to appropriate dimensions.
8. Posters are limited to commercial 3' X 4' tri-fold display boards.
9. Educational Project notebooks must be organized in a 3-ring binder.
10. Any three-dimensional poster or display board exhibits may not be thicker than 2 inches.
11. Exhibitor's name, 4-H club, county/district, age, and year(s) in project must be tagged or labeled in a prominent location on the notebook or "Construction Kit". For educational displays and/or posters, the exhibitor's name, 4-H club, age, and year(s) in project must be tagged or labeled on the back of the exhibit. Exhibit cards are not sufficient as they may be removed or repositioned for display. Failure to label an exhibit may result in a one-ribbon placement deduction.
12. Exhibits should possess the following qualities (in no particular order):
 - a. A central theme;
 - b. What you want others to learn;
 - c. Be designed and constructed in a manner befitting the exhibit;
 - d. Be something you are interested in.
13. If a safety violation is noted by judges, the superintendent, or Extension staff, the exhibitor's exhibit, at the judge's discretion, will receive a participation ribbon.

Building Block Engineering Classes– Intermediate Educational (Ages 9 – 13)

- | | |
|--------|--|
| 100673 | Intermediate Building Block Engineering Educational Display |
| 100674 | Intermediate Building Block Engineering Educational Notebook |
| 100675 | Intermediate Building Block Engineering Education Poster |

Building Block Engineering Classes – Senior Educational (Ages 14 years and older)

- | | |
|--------|--|
| 100677 | Senior Building Block Engineering Educational Display |
| 100678 | Senior Building Block Engineering Educational Notebook |
| 100679 | Senior Building Block Engineering Educational Poster |

DIVISION – 4-H CLOVERBUDS

1. Cloverbuds are enrolled children, 5 & 6 years of age as of Jan. 1st of the current year.
2. All Cloverbuds will participate in the “consultative” aspect of the Edwards County 4-H Fair, thereby giving each participant the chance to visit with a judge, in their respective field of expertise, about their projects.
3. Cloverbuds will not be judged. They will have a “Show and Tell” session and receive a participation ribbon. This exposes Cloverbud youth to have a similar experience to enrolled 4-H members.
4. Cloverbud entries should be related to activities completed in a 4-H Club, other 4-H activity area, school, or home.
5. Cloverbuds may showcase a pet approved by Extension staff, which include: amphibians, ant farms, cats, dogs, fish, hand pets, birds, and rabbits.
6. Pets cannot be included in overnight exhibits at the Fair, but may be used as a show-and-tell activity or showcase.

Cloverbuds

100700	4-H Cloverbud Foods
100701	4-H Cloverbud Visual Arts
100702	4-H Cloverbud Floral Exhibit
100703	4-H Cloverbud Garden Produce
100704	4-H Cloverbud Photography
100705	4-H Cloverbud Geology
100706	4-H Cloverbud Entomology
100707	4-H Cloverbud Forestry
100708	4-H Cloverbud Pet
100709	<u>Cloverbud Entomology Collection</u> : display in one or two shoe boxes, pencil boxes, a cake pan with a clear lid, or one standard display box, a minimum of 5 and a maximum of 10 species representing at least 4 orders. The boxes should be covered with a piece of plastic wrap, plexiglass, or other protective covering taped to the top of the box or attached in some manner. Follow the general guidelines listed for collections. Members may exhibit in this class a maximum of 2 years while they are Cloverbuds. There is no State Fair class for this level.



DIVISION – 4-H COMMUNICATIONS

1. Posters must be on a piece of poster board or foam board, not larger than 22" x 28".
2. Displays are to be self-standing with a maximum size of a 3' x 4' tri-fold display board.
3. Notebooks should be a 3-ring binder or scrapbook. Page protectors are encouraged.
4. 4-H exhibitors should avoid using copyrighted and/or trademarked materials whenever possible, by originating his/her work. Copyrighted and/or trademarked materials used in exhibits for endorsements or promotion instead of educational purposes will be disqualified and will not be displayed or receive ribbons or premiums.
5. Project exhibits in this division are NOT eligible for the Kansas State Fair.

Communications Classes

100720	<u>Project Poster</u> (Juniors 7-9 & Intermediates 10-13) - Exhibit a poster showcasing at least two activities from <i>the Express Yourself: Communications 4-H Project Manual</i>
100721	<u>Project Display</u> (Seniors 14-18) - Exhibit a display showcasing at least 3 activities from the <i>Express Yourself: Communications 4-H Project Manual</i>
100722	Junior Demonstration or Illustrated Talk
100723	Intermediate Demonstration or Illustrated Talk
100724	Senior Demonstration or Illustrated Talk
100725	Junior Project Talk
100726	Intermediate Public Speaking
100727	Senior Public Speaking
100728	Junior Show & Tell (intended for 1 st and 2 nd year members)
100729	Junior Reading
100730	Intermediate Reading
100731	Senior Reading



DIVISION – 4-H COMPUTER SCIENCE

Rules

1. 4-H members must be currently enrolled in the Kansas 4-H Computers project to exhibit in this division.
2. The actual construction of computer hardware (i.e., building a computer, electronic devices with a motherboard-based manipulation) will be entered in the Electronics Division, except for exhibits entered in Class 125594.
3. Each exhibitor may enter any number of exhibits per class. Exhibits must have been completed during the current 4-H year and have to be selected at the Edwards County Fair to exhibit at the Kansas State Fair.
4. Exhibitor's name, 4-H club, county/district, 4-H age, and year(s) in project must be tagged or labeled on the exhibit, educational display, notebook, and/or poster.
5. If a safety violation is noted by the judges, superintendent, or Extension staff, the exhibitor's exhibit, at the judge's discretion, will receive a participation ribbon. A safety violation could include Malware, a virus, or any similar program that is potentially harmful.
6. All exhibits must be entered on a USB drive containing all supporting documents as listed below for each class.
 - a. The USB drive should be included in a manila folder with the Computer Exhibit Form (available at <http://computers.engtech4ks.com/>) attached to the front.
 - b. The USB Drive should be labeled with the 4-H member's name, 4-H club, and county.
7. Source code must be included on the USB drive for all computer programming projects coded by the 4-H member. This could include a .txt file, a Python file, a Scratch URL, etc. Failure to include the source code will result in a one-ribbon deduction.
8. Each exhibit must include written operating instructions, including how to locate, run, and use the project. Operating instructions should be printed and placed in the manila envelope and included digitally on the USB drive.
9. Each exhibit must be accompanied by a typed requirements document included on the USB drive. See <https://computers.engtech4ks.com/> for a template that can be used for documenting requirements.
 - a. The requirements document should be started at the beginning of the project. It will include a list of goals and requirements that the 4-H member wants to include or achieve in their final project.
 - b. The project requirements section is formatted as a checklist, with the 4-Her checking off what they accomplished and making adjustments throughout their work on the project as needed.
 - c. Flow charts, designs, or other diagrams may be included for computer programs to show the logical flow of the program as needed.
10. For coded computer programs, screenshots of the program will be displayed digitally at the Edwards County Fair. Screenshots must be included electronically on the USB drive.
11. All electric components of micro-controlled devices must be adequately covered or concealed with a protective enclosure. Pap is NOT considered an adequate enclosure or covering for electrical components.
12. Exhibitors must include a video showcasing how to open and run the project, as well as a walkthrough of any project mechanics.
 - a. The video must not be more than 8 minutes long and should be included on the USB drive.

- b. The video allows judges to get a better understanding of the exhibit and allows the youth the opportunity to fully demonstrate their exhibit.
 - c. This is in addition to consultative judging at the Edwards County Fair.
- 13. Judging of micro-controlled devices is based on the code, not the hardware.
- 14. The Edwards County Fair Judge in the computer system division will have a physical computer with the following minimum configuration to test exhibits with and view files:
 - a. Microsoft Windows® 20 or Windows® 11
 - b. Microsoft Office® 365 (Excel, PowerPoint, and Word)
 - c. Microsoft Visual Studio®
 - d. Microsoft Edge Browser®
 - e. Mozilla Firefox® Browser
 - f. Google Chrome® Browser
 - g. Adobe Acrobat Reader®
- 15. Judging will be based on the score sheet found at <http://computers.engtech4ks.com/>. There are three areas that each exhibit will be judged on. They are:
 - a. Requirement document;
 - b. Operating Instructions;
 - c. Functionality (how well did the project meet project objectives).
- 16. The creation of viruses, malware, malicious applications or code, defamatory language or graphics, bullying, or any material that is “mean”, “dangerous”, or harmful according to the judge’s opinion will result in the exhibit being disqualified. Pictures and still graphics created are not eligible for entry as a project in this division and should be entered in the appropriate photography division.

Computer System Division

- 100750 Computer Program, Application, App, Script or Coded System (new and unique, not merely a file run in a program, such as a Word Document or a picture drawn in Microsoft Paint)
- 100751 Coded Website a coded website built entirely by the 4-H member (not using a pre-made template generator such as Wix or Squarespace). Items in this class could be coded in HTML, CSS, JavaScript, WordPress, or other web-based programming languages or platforms.
- 100752 Micro-Controller or Micro-Computer Application a small circuit board that is programmed to accomplish a specific task (projects built and programmed using Raspberry Pi, Arduino, etc.).

Computer System Educational Exhibit Rules

- 1. For notebooks, display boards, and posters, no additional exhibit information is required. No manila envelope is needed for these exhibits.
- 2. Exhibits are to have a clear link to the Computer Systems. Exhibits in posters, notebooks, and display boards must contain substantial supporting materials.
- 3. Educational display boards, posters, and notebooks should be creative and showcase details about the knowledge learned in the project during the current 4-H year. Value is placed on youth who can demonstrate how their skills have increased while completing the project. Each exhibit will be judged on uniqueness, creativity, neatness, accuracy of material, knowledge gained, and content. An exhibit judging score sheet is available at <http://computers.engtech4ks.com/>.

4. Follow copyright laws, citing all sources of information in a standard information in a standard notation. Sources of information must be cited on the front of your exhibit, including all posters and educational display boards.
5. Educational displays are not to exceed a standard commercial 4' high X 3' wide X 2' deep. No card table exhibits will be allowed. Care should be taken to use durable materials that will withstand Edwards County Fair conditions.
6. "Construction Kits" that are part of Educational displays must be contained in cases (tackle boxes, sealable containers, etc.) that may not be larger than 1' x 2' x 2' and must have a latch that securely keeps all components contained in the "Construction Kits." Other components are to adhere to appropriate dimensions.
7. Educational Project notebooks must be organized in a 3-ring binder.
8. Posters are limited to commercial 3' X 4' tri-fold display boards.
9. Any three-dimensional poster or display board exhibits may not be thicker than 2 inches.
10. The exhibitor's name, 4-H club, county/district, age, and year(s) in project must be tagged or labeled on the back of the exhibit. Exhibit cards are not sufficient as they may be removed or repositioned for display. Failure to label an exhibit may result in a one-ribbon placement deduction.
11. Exhibits should possess the following qualities (in no particular order):
 - a. A central theme;
 - b. What you want others to learn;
 - c. Be designed and constructed in a manner befitting the exhibit;
 - d. Be something you are interested in;
12. If a safety violation is noted by judges, the superintendent, or Extension staff, the exhibitor's exhibit, at the judge's discretion, will receive a participation ribbon.

Intermediate Educational Division (Ages 9-13)

- | | |
|--------|---|
| 100753 | Intermediate Computer System Educational Display |
| 100754 | Intermediate Computer System Educational Notebook |
| 100755 | Intermediate Computer System Educational Poster |

Senior Educational Division (Ages 14 and older)

- | | |
|--------|---|
| 100756 | Senior Computer System Educational Display |
| 100757 | Senior Computer System Educational Notebook |
| 100758 | Senior Computer System Educational Poster |



DIVISION – 4-H DISPLAYS, NOTEBOOKS, & POSTERS

1. Posters must be on a piece of poster board or foam board, not larger than 22" x 28".
2. Displays are to be self-standing with a maximum size of a 3' x 4' tri-fold display board.
3. Notebooks should be a 3-ring binder or scrapbook. Page protectors are encouraged.
4. 4-H members may enter one poster in each class per project; exhibitors may enter one notebook per project; exhibitors may enter one display per project.
5. Follow copyright laws, citing all sources of information in a standard information in a standard notation. Sources of information must be cited on the front of your exhibit, including all posters and educational display boards.
6. 4-H exhibitors should avoid using copyrighted and/or trademarked materials whenever possible, by originating his/her work. Copyrighted and/or trademarked materials used in exhibits for endorsements or promotion instead of educational purposes will be disqualified and will not be displayed or receive ribbons or premiums.
7. Project exhibits in this division are NOT eligible for the Kansas State Fair.

Displays, Notebooks, Posters & Dioramas Classes

100775	Poster
100776	Project Notebook
100778	Officer Notebook
100779	Project Display

- *Displays are judged on the following points:*
 - *Stopping Power (15 points);*
 - *Specific Main Idea (15 points) – Is the main idea presented specifically, clearly, simply, forcefully?*
 - *Interest Holding Power (5 points) – Does the exhibit give the observer additional facts in a clear, concise, informative way?*
 - *4-H Project Application (15 points) – Is the subject matter in an effective showcase?*
 - *Mechanical Power (5 points) – Correct letter size, pleasing color combination, appropriate symbols, and models?*
 - *Personal Growth (25 points) – How much knowledge was gained by the exhibitor? Enthusiasm shown?*
 - *Educational Value (20 points) – Knowledge shared?*

DIVISION – 4-H ELECTRIC AND RENEWABLE ENERGY

Electrical and Electronics

1. 4-H members must be currently enrolled in the Kansas 4-H Electric and Renewable Energy project to exhibit in this division. 4-H'ers must have met the requirements of the energy management project to be eligible to exhibit in this division.
2. An exhibitor may enter any number of exhibits in this division per class.
3. Items should be cleaned before exhibiting if the exhibit has been used.
4. Plans for the project need to be included, as well as a sheet of operating instructions must be furnished for any exhibit not self-explanatory.
5. Projects must be operable using only 110V or 120V AC or battery power. If battery power is required, batteries must be furnished.
6. Projects must meet minimum safety standards.

7. Any project with a complexity of size or electronics must have (a) instructions for assembly and use and (b) equipment available at the time of judging for actual testing of the exhibit. The project must be constructed in such a way that the judge has access to examine the quality of the wiring and workmanship.
8. No hand-dipped solder may be used on exhibits.
9. Each exhibit must have a scorecard completed and attached securely. A scorecard will be provided by the Edwards County Extension Office.
10. If a safety violation is noted by the judges, the superintendent, or Extension staff, the exhibitor's exhibit, at the judge's discretion, will receive a participation ribbon.
11. A Grand Champion and Reserve Grand Champion will be chosen for Electric and Alternative if quality merits.

Electrical and Electronics Classes

- | | |
|--------|---|
| 100790 | <u>AC Electric Project</u> - Electric project with a 110V or 120V alternating current (AC) power source. Some project examples are household wiring demonstration, small appliance extension cords, trouble lights, indoor and outdoor wiring boards, or shop lights. Projects may be a restoration or original construction. |
| 100791 | <u>DC Electric Project</u> - Electric projects with a battery or direct current power source. This class includes electric kits or original projects, and a demonstration DC-powered project. Examples include: wiring two- or three-way switches, the difference between series/parallel lighting circuits, or wiring doorbell switches. |
| 100792 | <u>Electronics Project</u> - Electronics projects use a battery or direct current power source. This class includes electronic kits or original projects. Examples include radios, telephones, toy robots, light meters, security systems, etc. May be constructed using printed circuit board, wire wrap, or breadboard techniques. If from a kit, include the instruction/assembly manual. If the original project includes plans. |
| 100793 | <u>Newly Built or Repaired Computer</u> – This class is for newly built or repaired computers (laptop or PC) and allows 4-H members to demonstrate skills integrating the various parts of a computer into a single unit. Displays should show either a fully functional computer or show what the individual components do. The display should be free of dust and cabled neatly. Fully functional computers should boot up and do not need to include a monitor, keyboard, or mouse. |
| 100794 | <u>Educational Display</u> - The purpose of the educational display and exhibit is to educate the viewer about a specific area of the 4-H electrical or electronics project. The display should illustrate on basic idea. This class includes any educational display, exhibit, or science fair-type projects, which DO NOT have a power source, i.e., exhibits, posters, displays, or wire types, conduit types, electrical safety, tools, or motor parts identification, or electrical terminology. Educational displays and exhibits must be legible from a distance of four feet, using a maximum tri-fold size of 3' x 4'. |

Alternative Energy

A form of energy derived from a natural source, such as the sun, geothermal, wind, tides, and waves.

1. All exhibits in this division are limited in size to standard, tri-fold display boards (36" x 48"), and items may not extend beyond 12" from the back board.
2. All displays must be self-standing.

Alternative Energy Classes

100795 Educational Display

Create an exhibit that addresses a focused topic related to power generated from a renewable energy source. The purpose of the exhibit is to inform and create awareness.

100796 Experiment Display

Display an experiment addressing a problem or question related to power generated from a renewable energy source. Include hypothesis, background research, variables, a control, data, findings, conclusions, and recommendations for future study.

DIVISION – 4-H ENTOMOLOGY

1. 4-H members must be currently enrolled in the Kansas 4-H Entomology project to exhibit in this division.
2. All entries should be submitted in an 18 x 24 3.5-inch wooden display box with a clear plastic top (such as Plexiglass). Boxes can either be handmade or purchased, as long as they are of the correct size. Box instructions and plans are available at the 21 Central Extension District – Kinsley Office or online at <https://www.kansas4-h.org/projects/natural-resources/entomology/index.html>.
3. 4-H'ers may choose to use one of two taxonomies:
 - a. Option A: As printed in the "Insects in Kansas" book, or
 - b. Option B: which follows www.bugguide.net.
4. Each exhibitor is required to identify each box with two identification labels bearing the exhibitor's name, 4-H club, the collection class the 4-H'er is enrolled in, and the statement of taxonomy used. One label goes in the upper left corner of the box (inside) and the other on the lower right corner of the box (outside). Arrange specimens in the box so the box can be displayed lengthwise.
5. The number of orders, specimens, (and families where required) must be included on both of the exhibitor's box identification labels.
6. Only one adult insect per species can be used in the Collection Boxes and Notebook Classes, unless labeled as male or female and correctly identified.
7. Arrange specimens in groups or rows parallel to the short sides of the box. Specimens are to be arranged by Order in the box, then Family, where required.
8. Two labels should be centered on the pin beneath each specimen. First (closest to the specimen) is the common name label, and the second label should include date/locality. The full county name and state abbreviation should be on the second label. The collector's name (or host) on the date/locality label is optional.
9. After the first year in Entomology, all 4-H members need to add an 8½ by 11-inch sheet of paper to their collection that states what they did to improve their collection for the current year. This should include how many new insects were added to their display box (please list), how many insects were replaced in the display box (please list), and the number of new orders

- and/or families that were added to the display box. Other optional things that could be included are the number of insects caught for the year, the number of new Orders added this year, the number of talks and/or demonstrations given, activities participated in, leadership roles, etc. This paper should be taped to the upper left corner of the front of your display box.
10. A minimum of 10 new specimens must be added and/or replaced each year.
 11. The specimens should be collected by the exhibitor and should focus on Kansas insects. Insects may be collected from one county into bordering states and labeled accordingly. Please refer to "Entomology Collection Exhibit Resource" (<https://www.kansas4-h.org/projects/natural-resources/entomology/index.html>) for full details on out-of-state insects in collections.
 12. Only specimens of the class should be included.
 13. Purchased insects are not to be exhibited in collections, but they may be used in educational displays.
 14. Specimens of soft bodied insects such as aphids, lice, termites, etc. should be exhibited in alcohol filled vials; however, the use of alcohol filled vials should be limited to only specimens that lose their shape when pinned, since the vials pose a significant hazard to the rest of the collection if they become loose in transit.
 15. The following insects are listed as Threatened or Endangered by the Fish and Wildlife Service. Because of this, no specimens of the below species may be caught or displayed in insect collections or educational displays. If specimens of these species are included in collections or educational displays, it will be counted as a major violation. Any major violation of this rule will result in the exhibit being dropped one ribbon placing. Please refer to www.kansas4-h.org on the Entomology project page for more information.
 - a. American Burying Beetle
 - b. Monarch Butterfly
 - c. Eastern Regal Fritillary Butterfly
 - d. Western Regal Fritillary Butterfly
 - e. Great Spangled Fritillary
 16. Any major violation of the rules will result in the exhibit being dropped from ribbon placement. Examples would include, but are not limited to: incorrect display box size, missing paperwork, feet on display boxes, no special project in notebooks, etc.

Entomology Collection Classes

- | | |
|--------|--|
| 100800 | <u>Introductory Entomology Collection</u> : a collection consisting of at least 15 specimens and no more than 30 specimens, representing at least 6 orders of insects. Members may exhibit in a small cardboard or plastic box with lids removed and each box covered with clear plastic wrap. (1 or 2 boxes with a total display of no more the 130 square inches.) There is no State Fair Class for these exhibits. |
| 100801 | <u>Beginning I Entomology Collection</u> : a collection with a minimum of 50 and a maximum of 125 specimens representing at least 7 orders. Specimens should be grouped according to order, with order labels to be pinned at the base of the box. (Members may exhibit in this class for a maximum of 3 years.) |
| 100802 | <u>Beginning II Entomology Collection</u> : a minimum of 75 and a maximum of 150 specimens representing at least 9 different orders. (Members may exhibit in this class a maximum of 3 years or until they receive a purple ribbon at the Kansas State Fair, whichever comes first, then they must move up a division.) |

- 100803 Intermediate Entomology Collection: a minimum of 100 and a maximum of 300 species representing at least 10 orders. Two standard boxes can be used. In addition, family identification is required for all insects in any two of the following orders (only two will be counted for judging): (a) “Insects in Kansas” book – Orthoptera, Hemiptera, Homoptera, Coleoptera, Hymenoptera, and/or Diptera; or (b) “Insects in Kansas Book: 2016 Revised Taxonomy,” which follows www.bugguide.net – Taxonomy - Odonata, Orthoptera, Hemiptera, Coleoptera, Hymenoptera, and/or Diptera. (Members can exhibit in this class for a maximum of 3 years. A 4-H’er must move up if they receive a purple ribbon at the Kansas State Fair.)
- 100804 Advanced Entomology Collection: a minimum of 150 and maximum of 450 species representing at least 12 orders. Three standard boxes can be used. Follow the general guidelines listed for Collections. Family identification is required for all insects belonging to the six basic orders as outlined under the Intermediate phase. Only families in the above six orders will be counted for judging. Family identification of insects in the remaining order is optional, but desirable as long as accuracy is maintained. (Members may continue to exhibit in this call for an unrestricted number of years, as long as they remain eligible for 4-H membership.)

Entomology Notebook Book Rules:

1. Individual entries are to be placed for display in a three-ring notebook for competition.
2. 4-H’ers who have been previously enrolled in or are currently enrolled in the other phases of the Entomology project need to start with the Beginning I Phase of Entomology Notebooks, not the introductory phase.
3. Each exhibitor is required to identify the notebook by placing a Title Page in the front of the notebook bearing the exhibitor’s name, 4-H club, and class 4-H’er is enrolled in, and statement of taxonomy used:
 - a. Option A: “Insects in Kansas” book, or;
 - b. Option B: which follows <http://bugguide.net/node/view/15740>.
4. The number of orders, specimens, and families (required in Intermediate and Advanced classes) must also be included on the Title Page.
5. Specimen pages should be grouped according to order and should include one page per species. If more than one insect is in the photo, an arrow to indicate the identified insect should be used.
6. Date, common name, full county name, and state abbreviation should be included for each species. The collector’s name on the specimen page is optional.
7. Specimen pages should have two different views of the insect, if possible. If pictures are taken on different dates/localities, include information for both.
8. A statement describing the habitat where found/host plant may be included and is encouraged and will be worth a bonus 10 points total, not per page. For Intermediate and Advanced notebooks, this is strongly encouraged.
9. A divider page is to be placed in front of each order of insects, with the order name printed on the tab for the page as well as on the front of the divider page.
10. For the Intermediate and Advanced classes, insects are also to be grouped by family behind each order divider.
11. After the first year in Entomology, all 4-H members need to add an 8½ by 11-inch sheet of paper to their collection that states what they did to improve their collection for the current

- year. This should include how many new insects were added to their display box (please list), how many insects were replaced in the display box (please list), and the number of new orders and/or families that were added to the display box. Other optional things that could be included are the number of insects caught for the year, the number of new Orders added this year, the number of talks and/or demonstrations given, activities participated in, leadership roles, etc. This paper should be taped to the upper left corner of the front of your display box.
12. A special project must be completed each year and included in the notebook. See project guideline materials for specifications.
 13. Any major violation of the rules will result in the exhibit being dropped one ribbon placing. Examples would include, but are not limited to: incorrect photo size, missing paperwork, no special project in notebooks, etc.
 14. A minimum of 10 photo pages of new species must be added and/or replaced each year.

Entomology Notebook Classes

- | | |
|--------|---|
| 100805 | <u>Introductory Entomology Notebook</u> : a minimum of 10 and a maximum of 30 insect species representing at least 6 different orders. (A 4-H member may exhibit in this class for a maximum of 2 years.) |
| 100806 | <u>Beginning I Entomology Notebook</u> : a minimum of 20 and a maximum of 50 insect species representing at least 7 different orders. (Members can exhibit in this class for a maximum of 3 years or until they receive a purple ribbon at the Kansas State Fair.) |
| 100807 | <u>Beginning II Entomology Notebook</u> : a minimum of 40 and a maximum of 70 insect species representing at least 8 different orders. (Members can exhibit in this class for a maximum of 3 years or until they receive a purple ribbon at the Kansas State Fair.) |
| 100808 | <u>Intermediate Entomology Notebook</u> : A minimum of 60 and a maximum of 100 species representing at least 9 orders. In addition, family identification is required for all insects in any two of the following orders (only two will be counted for judging): (a) "Insects in Kansas" book – Orthoptera, Hemiptera, Homoptera, Coleoptera, Hymenoptera, and/or Diptera, or; (b) "Insects in Kansas Book: 2016 Revised Taxonomy" which follows https://bugguide.net/ – Odonata, Orthoptera, Hemiptera, Coleoptera, Hymenoptera, and/or Diptera. (Members can exhibit in this class a maximum of 3 years or move up a class if they receive a purple ribbon at the Kansas State Fair.) |
| 100809 | <u>Advanced Entomology Notebook</u> : a minimum of 100 and a maximum of 200 species representing at least 12 orders. Family identification is required for all insects belonging to the six basic orders as outlined under the Intermediate Phase. Only families in the above six orders will be counted for judging. Family identification or insects in the remaining orders is optional, but desirable as long as accuracy is maintained. (Members may continue to exhibit in this class for an unrestricted number of years as long as they remain eligible for 4-H membership.) |

Entomology Educational Display Rules:

1. Share with others what you learned in this project. Exhibit any activity or learning experience related to the field of entomology or the Teaming with Insects curriculum that does not fit into Entomology Collection or notebook classes.
2. Follow copyright laws, citing all sources of information in a standard information in a standard notation. Sources of information must be cited on the front of your exhibit, including all posters and educational display boards.

3. The exhibit may be, but isn't limited to, original works, digital presentations (must provide printed hardcopy for exhibit purposes for the duration of the Edwards County Fair), programs, websites, games, apps, display box, notebook, display, or poster that you have made.
4. If the exhibit is a wooden display box, it must be 18 x 24 x 3.5 inches with a clear plastic top (such as Plexiglass) and displayed horizontally. If the exhibit is a poster, it must not be larger than 22" x 28". If the exhibit is a display, the maximum size is not to exceed a standard commercial 3' x 4' tri-fold display board.
5. Refer to Entomology General Rule 15 for information on Threatened and Endangered Species specimens that cannot be displayed in Education Exhibits.
6. Name and 4-H club must clearly be marked on educational exhibits.
7. Any major violation of the rules will result in the exhibit being dropped one ribbon placing. Examples would include, but are not limited to: incorrect display box size, missing paperwork, no reference for information, and/or photos, etc.

Entomology Educational Display Classes

- | | |
|--------|--|
| 100810 | <u>Beginning Entomology Educational Exhibit</u> : Class for individuals who are exhibiting in the Beginning I and II Collection or Beginning Notebook Classes. (If only exhibiting in this category, then ages 9-12.) |
| 100811 | <u>Intermediate Entomology Educational Exhibit</u> : Class for individuals who are exhibiting in the Intermediate Collection or Intermediate Notebook Classes. (If only exhibiting in this category, then ages 11-14.) |
| 100812 | <u>Advanced Entomology Educational Exhibit</u> : Class for individuals who are exhibiting in the Advanced Collection or Advanced Notebook Classes. (If only exhibiting in this category, then ages 13 or older.) |

Monarch Butterfly Educational Display Rules:

Monarch Butterflies were officially put on the Endangered Species list on July 21, 2022. It is now threatened with extinction due to habitat loss and climate change. 4-H'er can play a critical role in helping bring habitat back for the Monarch Butterfly.

1. Exhibits should teach the public about the Monarch Butterfly and/or ways to protect and conserve it. The information could show nectar sources for adult butterflies and food sources for caterpillars, Monarch tagging activities, collection of native milkweed, and the packaging of it to give to others to plant, a group working together to plant a Monarch-friendly garden, etc.
2. 4-H'ers may create a poster, notebook, standard-size tri-fold diorama, slide show, or other visual display that shows information on Monarch Butterflies.
3. If a slide show is created, it should be presented on a zip drive along with a printed copy of the presentation.

Monarch Butterfly Educational Display Classes

- | | |
|--------|---|
| 100813 | <u>Beginning Monarch Butterfly Educational Display</u> : for 4-H members enrolled in Beginning I or II Entomology |
| 100814 | <u>Intermediate Monarch Butterfly Educational Display</u> : for 4-H members enrolled in Intermediate Entomology |
| 100815 | <u>Advanced Monarch Butterfly Educational Display</u> : for 4-H members enrolled in Advanced Entomology |

DIVISION – 4-H FIBER ARTS

Fiber arts is defined as the practical skills passed down from preceding generations that were developed to provide basic family needs, such as apparel, home furnishings, or decorations.

1. 4-H members must be currently enrolled in the Kansas 4-H Fiber Arts project to exhibit in this division.
2. Fiber Arts is defined as any method of creating a unique design with fiber, fabric, or yarn. This may include: making fabric (such as weaving, crochet, knitting, needlepoint), or when existing fabric is changed into something quite different (such as quilting, embroidery, or ethnic art). Ethnic Fiber Arts should use a fiber, yarn, or fabric to create the design exhibit. (Non-textile – wood, reeds, straw, grass, etc. – baskets/pieces should be entered in the Visual Arts Division.)
3. Identification Label:
 - a. Type or print on a 3" x 2½" piece of cloth
 - i. Class Number
 - ii. 4-H Club
 - iii. Exhibitor's Name
 - b. Sew or safety pin this ID label on the corner of flat articles.
 - c. For garments, attach ID label to the front left shoulder seam, or left side of waistband, as if you were wearing the garment.
4. When the articles, which are normally worn as a pair, are exhibited, both articles must be shown together. Fasten the article together securely with yarn.
5. Special consideration will be given to articles that are of original design. Such articles should have a note attached explaining the original design.
6. The exhibitor should attach an index card, no larger than 4" x 6", with the entry form to give the judge any information on what parts of the exhibit they made, processes used, or other information that the exhibitor thinks would be helpful for the judge. For all items, please indicate if the item was made from a kit. For all items, please indicate fiber content, and specifically if they are made of at least 60% wool. For quilted items, indicate who did the quilting and binding.
7. When the exhibit is a sewn garment that also includes one or more Fiber Art techniques (i.e., knitting, crochet, needle arts, or patchwork and quilting), the determination of what division (Clothing or Fiber Arts) and class in which to enter will be left with the 4-H participant.
8. All exhibits that need to be hung MUST have an appropriate saw tooth hanger, rod, wire, or other mechanism attached in order to be properly displayed. If necessary, hardware is not attached, it may not be displayed.
9. Fiber Arts Educational Notebook – Share with others what you learned in this project about a particular Fiber Art. Exhibits should be in the form of a notebook or binder. The notebook should include a narrative section describing the fiber art. It should include a clear description of the project, technique, budget, supplies, goals, accomplishments, successes, failures, and future plans. It may include samples of techniques, how-tos, photographs of completed projects, or other ways of educating others about fiber arts. (Note: A collection of brochures, web pages, patterns, record book forms, etc., does not constitute an education notebook.) 4-H exhibitors should avoid using copyrighted and/or trademarked materials whenever possible, by originating his/her work. Copyrighted and/or trademarked materials used in exhibits for endorsements or promotion instead of educational purposes will be disqualified and will not be displayed or receive ribbons or premiums.

Knitting Classes

100830	Knitted Article
100831	Extra Knitted Article
100832	Educational Exhibit

Crochet Classes

100833	Crochet Article
100834	Extra Crochet Article
100835	Educational Exhibit

Needle Arts Classes

100836	Counted Cross-Stitch
100837	Embroidery & Cross-Stitch
100838	Needlepoint
100839	Appliqué

Other Fiber Arts Classes

100840	Patchwork Article
100841	Quilted Item
100842	Weaving (woven article)
100843	Ethnic Arts (article from a specific country or culture)
100844	Macramé Article
100845	Rug Making Article
100846	Spinning (skein – minimum 10 yards in length)
100847	Educational Exhibit
100848	Other

DIVISION - 4-H FOODS AND NUTRITION

1. 4-H members must be currently enrolled in the Kansas 4-H Foods & Nutrition project to exhibit in this division.
2. Exhibitors may enter any number of exhibits per class. 4-H'er may only take 1 purple placing item to the Kansas State Fair in September.
3. **Exhibit only non-perishable foods. For food safety purposes, any food with custard and dairy-based fillings and frostings (ex. Cream cheese regardless of sugar content), raw eggs, flavored oils, "canned" bread or cakes in a jar, cut fresh fruit or any food requiring refrigeration (ex. Bacon) or unbaked exhibit with raw flour (ex. No bake cookies) will be disqualified and not judged.**
4. All exhibits are to have a completed entry tag, but do NOT attach cards to products. Attach a 4-H food label to the bottom of the plate/cardboard on which the food is placed.
5. Recipes are required for all exhibits and should be on an 8.5 x 11-inch white piece of paper. Complete recipes with ingredients and instructions must be attached with the entry, or the placing will be lowered by one ribbon when judged.
6. For food safety purposes, any entries with frostings and fillings must calculate the amount of sugar in the frosting/filling recipe only. Calculation must be attached to the entry, or the placing will be lowered by one ribbon when judged. Frosting and filling need to contain more than 65% sugar for safety. Examples of how to calculate this percentage are included in the publication located at: <http://bookstore.ksre.ksu.edu/pubs/MF3544.pdf>. A worksheet is available at: https://bookstore.ksre.ksu.edu/item/frostings-and-fillings-worksheet_4H1171.
7. Alcohol is not allowed as an ingredient. Entries with alcohol will be disqualified and not judged.

8. All baked goods must be left whole and uncut. Small items, such as cookies and rolls, should be the same shape and from the same cookies and rolls, should be the same shape and from the same recipe.
9. Remove baked products from baking pans and place on a heavy paper plate or a covered cardboard cut to fit the size of the product. Place food items in a clear plastic re-sealable bag. Layer Cake containers are available from the Extension Office.
10. All foam cakes shall be exhibited in an upright position with the top crust showing; no frosting.
11. Exhibit 3 cookies, 3 muffins, etc.; cakes, breads, & pies are to be exhibited as a whole product. For exhibits such as snack mix, exhibit ½ cup in a re-sealable container.
12. 4-H'ers are encouraged to make all entries as nutritious as possible. Modified Food Product is a food product in which the recipe has been modified to make the food product more nutritious. For example: use whole wheat flour, dried fruit, oatmeal, cereal flakes, dry milk powder, etc., where possible.
13. Exhibitor is encouraged to attach a 3" X 5" index card with their entry card and recipe in all food classes to give the judge any additional information that the exhibitor thinks would be helpful for the judge to know.
14. Educational classes: Exhibits may be in the form of a poster, notebook, or display. Follow copyright laws as explained in the General Rules as you are preparing your exhibit. Take care to select materials that will withstand State Fair conditions. No card table displays are allowed. If the exhibit is a poster, it must not be larger than 22" x 28". Displays are not to exceed a standard commercial 3' x 4' tri-fold display board. Name and county or district must be clearly marked on educational exhibits. The educational exhibit evaluation form will be provided at judging time. NOTE: A collection of your favorite recipes in a recipe box or notebook does not constitute an educational exhibit.
15. Food Gift Package. A food gift package must contain at least 3 different food items (prepared for human consumption), made by the 4-H member, in a suitable container no larger than 18"x18"x18". Prepared food items must have recipes attached to the entry. Additional homemade food items beyond the 3 minimum or purchased items may also be included in the gift basket. On the back of the entry card, answer these questions: a) what the intended use is; b) what food safety precautions were taken during and after preparation. This entry will count as a non-perishable food product, not as an educational exhibit. Home-canned foods must follow Food Preservation rules. Canning jars should not be used for baking according to the manufacturer's instructions. They could break during baking. No alcoholic beverages will be accepted.
16. Flop Class is for a food product that did not turn out as expected. This can be helpful in understanding why it happened. Not a judged class but a learning experience.



17. The Grand Champion and Reserve Grand Champion food items and Purple Ribbon food items may be sold at the Premium Auction. A new food item must be made for the auction. Please bring items for the auction in a presentable fashion, i.e., tray, platter, basket, etc.

Junior (7-9 years old)

- 100870 Non-perishable Food Product
- 100871 Food Gift Package
- 100872 Modified Food Product
- 100873 Flop Class
- 100874 Educational Exhibit

Intermediate (10-13 years old)

- 100875 Non-perishable Food Product
- 100876 Food Gift Package
- 100877 Modified Food Product
- 100878 Flop Class
- 100879 Educational Exhibit

Senior (14-15 years old)

- 100880 Non-perishable Food Product
- 100881 Food Gift Package
- 100882 Modified Food Product
- 100883 Flop Class
- 100884 Educational Exhibit

Senior Advanced (16-18 years old)


- 100885 Non-perishable Food Product
- 100886 Food Gift Package
- 100887 Modified Food Product
- 100888 Flop Class
- 100889 Educational Exhibit

Miscellaneous (All Levels – not eligible for Kansas State Fair)

- 100890 Table Setting & Menu
- 100891 Menu Planning (1 day)
- 100892 Decorated Cake
- 100893 Decorated Cupcake

DIVISION – 4-H FOOD PRESERVATION

1. Exhibits must be processed in clean, clear-standard canning jars, with matching brand two-piece lids. Do not use colored jars, fancy padded lids, fabric over wraps, or cozies as they interfere with the judging process. No fancy packs unless recipes state to do so. Jars must be sealed when entered. For food safety reasons, the size of jars used must not be larger than the jar size stated in the recipe (ex., Salsa is canned in pint jars only, no quarts). Jelly must be in ½ pint or pint jars. All other products must be in pint or quart jars.
2. Each jar must be labeled with a canning label (available at the Extension Office), giving Class Number, Product, Canning Method, Process Time, Pressure, Altitude, Name, and Address.
3. Recipes and processing methods from the sources below are recommended. Recipes must be current, tested resources listed below, AND MUST BE ADJUSTED FOR ALTITUDE based on your processing location; it will be disqualified. Processing methods that will be disqualified include open kettle-canning, oven canning, sun canning, and using electric multi-cookers. If using the Presto Precise® Digital Pressure Canner, please indicate that the appliance is used for either



water bath or pressure canning. Untested recipes will be disqualified for food safety reasons.

Tested recipe sources include:

- a. K-State Research and Extension Food Preservation publications
 - b. Other University Extension Food Preservation publications
 - c. USDA Complete Guide to Home Canning, circa 2015
 - d. So Easy to Preserve, 6th edition, The University of Georgia Cooperative Extension
 - e. Ball® Blue Book Guide to Preserving, Ed. 38
 - f. Ball® Complete Book of Home Preserving, circa 2024
 - g. Canning Mixes (i.e., Mrs. Wage's, Ball®)
 - h. Pectin manufacturers (i.e., SureJell, Ball®)
 - i. KSRE Rapid Response Center Recipes
 - j. National Center for Home Food Preservation
 - k. Ball® and Kerr™
4. Alcohol is not allowed as an ingredient in food preservation entries. Entries with alcohol will be disqualified and not judged.
 5. There are no safe recommendations to can white peaches or elderberries.
 6. Each exhibit must have the complete recipe and instructions attached to the entry card, or it will be disqualified. Recipe must include recipe source, date of publication, altitude discrepancies, if using Mrs. Wages or Ball® Mixes, indicate that the date mix was purchased.
 7. Containers may be opened at the discretion of the judge.
 8. For dried foods, each exhibit will consist of 2 different dried foods according to the class entered.
 9. If the dried food product is not in a canning jar, it will be lowered by one ribbon rating. Suggested amount: ⅓ - ½ cup, or three or four pieces per exhibit. Dried products must include the recipe, preparation steps, and heating instructions.
 10. All meat jerky must be heated to an internal temperature of 160°F before or after drying. This is not the drying temperature! Jerky not heated to an internal temperature of 160°F will be disqualified and not judged. Heating information is found in the "Dry Meat Safely at Home" publication.

Canned Foods

- | | |
|--------|---|
| 100900 | Sweet Spread & Syrups – one jar |
| 100901 | Fruits, Juices & Mixes (fruit salsa, pie filling, fruit juice) – one jar |
| 100902 | Low Acid Vegetables (green beans, corn, vegetable mixes) – one jar |
| 100903 | Pickles, Fermented Foods, Relishes & Chutney (fruit or vegetable) – one jar |
| 100904 | Tomato & Tomato Products (tomato juice, tomato sauce, tomato salsa) – one jar |
| 100905 | Canned Meats – one jar |

Dried Foods

- | | |
|--------|---------------|
| 100906 | Fruit |
| 100907 | Vegetable |
| 100908 | Jerky or Meat |
| 100909 | Fruit Leather |

DIVISION – 4-H FORESTRY

1. 4-H members must be currently enrolled in the Kansas 4-H Forestry project to exhibit in this division.
2. 4-H'er may exhibit non-native in addition to native Kansas trees in classes.
3. All leaf exhibits are to be mounted on 8½" x 11" heavy stock paper and placed in loose-leaf binders. (Magnetic or adhesive filler sheets for photographic prints are recommended.) Twigs and fruit collections may be exhibited in whatever manner you choose (maximum exhibit size 2' x 3').
4. Name, club, age, and year in project should be on the front cover or in a prominent location.
5. Leaves should be identified with an appropriate label located near the leaf on the same page. These labels should include (1) The proper common name as listed in the 4H334, "List of Native Kansas Forest Trees"; (2) Scientific Name (optional in 2025 and required in 2026); (3) Locations (city and/or county), where collected; and (4) date (day, month, year) or (month, day, year) collected.
6. Intermediate Forester. Exhibit only in the phase(s) enrolled.
7. Senior Forester enrolled in Self-Determined can exhibit in Self-Determined Forestry at the State Fair.
8. Divide specimens into the following two sections: Native Kansas Trees and Non-Native Trees.
9. New specimens are those specimens collected during the current 4-H year and cannot be duplicate tree species of previously displayed specimens. Have samples grouped according to the year (such as "old-previous" and "new").
10. Variations of varieties do not count as different species or specimens.
11. When replacing previously displayed samples, due to degradation, improper mounting, or incorrect identification, the specimen label must also be updated. Replacements do not count as new specimens. Replacements should be displayed in the "old previous" section of the display.
12. If you retrieve information for your forestry exhibit, you must include a reference citation to the source.
13. In all leaf collections (Division A – Intermediate Forester), exhibit one complete leaf where possible. If the leaf is too large, exhibit as much as possible. Sketch in reduced scale the entire leaf and illustrate where the exhibited portion is from. Note: A "leaflet" is incorrect when displayed as the complete leaf for the tree.
14. All work must show originality. Leaf collections and displays should not closely resemble work done by others in the same club.

Knowing Trees as Individuals (Leaf Collections) Classes

- | | |
|--------|--|
| 100920 | <u>Beginning Forestry Collection</u> (Choose either A or B) – Juniors (7-9 years old) Only <ol style="list-style-type: none">a) Exhibit a minimum of 10 different leaves from native Kansas trees collected within the year. The exhibit can include non-native leaves in addition to the required number of leaf specimens collected from native Kansas trees.b) Exhibit a minimum of 5 native Kansas trees showing leaf, twig, and fruit from each species collected. |
|--------|--|

- 100921 Intermediate Forestry Collection (Choose either A or B) – *This class is open to those exhibiting either for the first or second time at the State Fair.*
- a) Exhibit a minimum of 20 different leaves (including 10 new specimens) from native Kansas trees. Exhibit can include non-native leaves in addition to the recorded number of leaf specimens collected from native Kansas trees.
 - b) Exhibit a minimum of 10 native Kansas trees showing leaf, twig, and fruit from each species collected. This exhibit must include 5 new leaves, twigs, and fruit specimens.
- 100922 Senior Forestry Collection (Choose either A or B) – This class is open to those exhibiting *for the third or fourth time at the State Fair.*
- a) Exhibit a minimum of 30 different leaves (including 10 new specimens) from native Kansas trees. The exhibit can include non-native leaves in addition to the required number of leaf specimens collected from native Kansas trees.
 - b) Exhibit a minimum of 15 native Kansas trees showing leaf, twig, and fruit from each species collected. This exhibit must include 5 new leaves, twigs, and fruit specimens.
- 100923 Senior Advanced Forestry (Choose either A or B) – *This class is open to those exhibiting for the fifth time or more at the State Fair.*
- a) Exhibit a minimum of 40 different leaves (including 20 new specimens) from native Kansas trees. The exhibit can include non-native leaves in addition to the required number of leaf specimens collected from native Kansas trees.
 - b) Exhibit a minimum of 20 native Kansas trees showing leaf, twig, and fruit from species collected. This exhibit must include 10 new leaves, twigs, and fruit specimens.

How a Tree Grows

- 100924 How A Tree Grows Notebook – Entry may include a project notebook with 10 or more seeds collected with pictures showing a germination study or a mounting of a thin section of wood, and the age of the tree when cut, or exhibits an illustration of how a tree grows.

Tree Appreciation

- 100925 Tree Appreciation Notebook – Entry may include a research or reporting project notebook with no more than 10 pages based on the exhibitor's selected tree. The exhibit must be of a different species of tree each year. This notebook may include sketches, drawings, pictures, a story, or any other things that will help tell about the tree you have selected.

Growing and Protecting Trees

- 100926 Growing and Protecting Trees Display or Notebook – Entry requires a display or project notebook, telling about the project and pictures, before, during, and after planting seedlings, a container tree, or a balled and burlapped tree. (Maximum tri-fold size is 3' x 4'.)

Tree Culture

- 100927 Tree Culture Display or Notebook – Entry requires a display or project notebook, showing your project work and includes pictures of before, during, and after wood lot improvement. (Maximum tri-fold is 3' x 4'.)

How Forests Serve Us

- 100928 How Forests Serve Us Exhibit – Entry may include collected wood samples (all or partial) and an essay. Wood sample display to be mounted on poster board or any stiff material no larger than a 3' x 4' tri-fold. The essay should be displayed in a covered binder.

Educational/Creative Exhibit

- 100929 Educational Creative Exhibit – Entry must be directly related to tree identification or Forestry. The type of exhibit is open (notebook, poster, collection box, etc.), given a maximum tri-fold size of 3' x 4'. Care should be taken to use durable materials that will withstand Edwards County Fair conditions. (This is a good class to exhibit an unusual collection.)

DIVISION – 4-H GEOLOGY

1. 4-H members must be currently enrolled in the Kansas 4-H Geology project to exhibit in this division.
2. Exhibit boxes should be 18" x 24" x 3.5". Plexiglass covers are required. Boxes with glass WILL NOT be accepted. All specimens are to be arranged across the narrow (18") dimension of the exhibit box, making the exhibit 18" across the top and 24" deep exactly. If a box has a sliding Plexiglass cover, it must be removable from the top. Screws, locks, or other devices that would prevent judges from removing the cover should not be used.
3. Each exhibitor is required to identify each display box by placing an ID label with the name, county, and number of specimens in the exhibit in the upper left-hand corner or the inside cover and on the lower right-hand outside corner of the box. The inside label should also include the class number.
4. Exhibitors may enter both Geology and Lapidary classes. Exhibitors may have entries in Geology classes 114011-114014 and Geology Educational Exhibit, Mineralogy, Fossils, and Rocks classes.
5. All specimens must be collected in the state of Kansas (the only exception is Tri-State Mining Area specimens collected from these three adjacent counties: Ottawa County, OK; Newton and Jasper Counties, MO) during the current 4-H year, which will be allowed starting on the day after
6. For Geology classes 114011 – 114014, specimens should be mounted in the box by proper groups: rocks, minerals, fossils. Fossils must be identified to the Phylum, Class, and Genus level (if possible, or part of the Genus cannot be determined). The genus specimen name is to begin with a capital letter, and the whole specimen's name must either be italicized or underlined, not both. The species name is not required; however, if a species name is used, it must be all lowercase and either italicized or underlined, but not both. The words "Phylum, Class, Genus" on labels are to be spelled out, not abbreviated. More than one specimen of the same kind of rock, mineral, or species of a fossil may be exhibited if this duplication represents different geological formations. Specimen label must show this distinction (Fort Hays limestone, not just limestone; calcite from the Greenhorn Formation, not just calcite; Phylum: Brachiopoda, Class: Articulata, Genus: Composita from the Morrill Limestone Member, not just Phylum: Brachiopoda, Class: Articulata, Genus: Composita).
7. Specimens should also be labeled with the number of specimens, date collected, specimen name or description, and locality (county) where collected.
8. In geology, all specimens must be collected from locations in Kansas. Out-of-state specimens will not count in the minimum number for the class or be considered in the judging.

Geology Classes

- 100950 Beginning Geology – Juniors (7-9 years old) Only
Display at least 15 rocks, minerals, and fossils collected during the current 4-H year. The exhibitor is limited to one exhibit box.

- 100951 Intermediate Geology – *Those exhibiting either the second or third time at the State Fair.*
Display at least 30 different rocks, minerals, or fossils, at least 5 of each. Fifteen must be collected during the current 4-H year. The exhibitor is limited to one exhibit box.
- 100952 Senior Geology – *Those exhibiting either the fourth or fifth time at the State Fair.*
Display at least 45 rocks, minerals, or fossils, at least 5 of each. Fifteen must be collected during the current 4-H year. Identify the rocks as igneous, metamorphic or sedimentary. These rocks must be spelled out on labels or have a legible key. The exhibit is limited to two boxes.
- 100953 Advanced Senior Geology – *Those exhibiting for the sixth time or more at the State Fair.*
Display 60 rocks, minerals, or fossils, at least 5 of each. Fifteen must be collected during the current year. Identify the rocks as igneous, metamorphic, or sedimentary. These rock types must be spelled out on labels or have a legible key. Exhibit limited to two boxes.
- 100954 Geology Educational Exhibit – Exhibit relating to everyday living, or to a mineral test, a rock formation, geological history, species of a fossil, forms of one mineral, a variation of one kind of rock, archaeological artifacts, or Indian artifacts. Digital formats are accepted. Please make arrangements for the judge to view your exhibit and have a hard copy for display. List your sources used (example – web address or books reviewed as a citation list). Exhibit limited to 4 feet of table space. Care should be taken to use durable materials that will withstand Edwards County Fair conditions.
- 100955 Mineralogy – Display a minimum of 15 mineral specimens collected in Kansas, at least 5 of which have been collected during the current 4-H year. The minerals are to be grouped by mineral class (i.e., Carbonates, Oxides, Silicates), and at least 3 classes must be represented. Members must use one standard display box. The specimens must be labeled with the number of the specimen, date collected, name of specimen, county where collected, and chemical composition (i.e., CaCO₃ for calcite), if known.
- 100956 Paleontology – Display a minimum of 15 fossil specimens collected by the participant in Kansas, at least 5 of which have been collected during the current 4-H year. The fossils are to be grouped by Phylum and Class, and at least 3 phyla must be represented (Brachiopoda, Chordata, Mollusca, etc.). Members must use one standard display box. The specimens must be labeled with the number of the specimen, date collected, county where collected, formation, member or source, phylum, class, and genus or part, and geologic age (Cretaceous, Permian, Pennsylvanian, etc.).
- 100957 Petrology – Display a minimum of 15 rock specimens collected in Kansas, at least 5 of which have been collected during the current 4-H year. Rocks are to be grouped into the 3 rock classes (Sedimentary, Igneous, and Metamorphic). You must display at least one specimen from each of the three classes. The specimens must fit in one standard display box. Specimen labels must include a specimen number, the date collected, the name of the specimen, and the county where collected. All rocks must be identified by the formation and member name (Examples: Fort Hays Limestone, Member of the Niobrara Chalk Formation) or source (Examples: Rocky Mountain Outwash, glacial till).

Lapidary Classes

The lapidary will be judged on the following criteria:

Workmanship and Content	60 points
Presentation and Showmanship	30 points
Accuracy of Information	10 points

The dimensions of the box should be appropriate for the display but should not exceed 18" X 24" x 3.5". The work (polishing/tumbling) must be done by the exhibitor, as this is part of the learning process.

All lapidary specimens should be labeled with the following information:

- Specimen Name
- Place of Origin (country, state, or county; county required for Kansas specimens)
- Purchased or Self-Collected
- Date Lapidary Treatment Began
- Date Lapidary Treatment Completed (Treatment completed after the Edwards County Fair is considered a new year's specimen.)

- 100958 Beginning Lapidary – *Only for those exhibiting lapidary for the first time at the State Fair.*
Display at least 5 varieties of polished (tumbled) specimens and 5 varieties of unpolished specimens that have not yet received lapidary treatment. These do not have to be an example of “before and after”, nor do they have to be self-collected. Locales must be identified. The exhibitor is limited to one exhibit box.
- 100959 Introductory Lapidary - Display before-and-after examples of at least 3 varieties of specimens, at least 2 tumble-polished and 2 unpolished of each. There is no requirement that the 4-H'er collect any of these. Locals must be identified. Lapidary work should be done during the current 4-H year.
- 100960 Intermediate Lapidary - Display before-and-after examples of at least 6 varieties of specimens, at least 2 tumble-polished and 2 unpolished of each. At least 2 varieties should be collected from the native site by the 4-H'er, at least one of which comes from Kansas. Locales must be identified. Lapidary work on at least three varieties should be done during the current 4-H year.
- 100961 Senior Lapidary - Display before-and-after examples of at least 9 varieties of specimens, at least 2 tumble-polished and 2 unpolished of each. At least three varieties should be collected from the native site by the 4-H'er, at least two of which come from Kansas. Locales must be identified. Lapidary work on at least three varieties should be done during the current 4-H year.
- 100962 Advanced Senior Lapidary - Exhibit at least 6 specimens that have not previously been exhibited, which have received lapidary treatment. Lapidary treatment may consist of polishing, and end, face or flat lapping. Specimens must represent at least 3 different varieties and include at least three cabochons of any size or shape, only one of which may be free-formed. A cabochon is a style of cutting in which the top of the stone forms a domed or curved convex surface. Three of the specimens must be mounted into jewelry findings.

DIVISION – 4-H HEALTH & WELLNESS

1. Posters must be on a piece of poster board or foam board, not larger than 22" x 28".
2. Displays are to be self-standing with a maximum size of a 3' x 4' tri-fold display board.
3. 4-H exhibitors should avoid using copyrighted and/or trademarked materials whenever possible, by originating his/her work. Copyrighted and/or trademarked materials used in exhibits for endorsements or promotion instead of educational purposes will be disqualified and will not be displayed or receive ribbons or premiums.
4. Project exhibits in this division are NOT eligible for the Kansas State Fair.

Health & Wellness Classes

- 100980 Project Poster (Juniors 7-9 & Intermediates 10-13) – Exhibit a poster showcasing at least two activities from *the Keeping Fit & Healthy* 4-H Project Manual series (available at the Extension Office).
- 100981 Project Display (Senior 14-18) – Exhibit a display showcasing at least three activities from the *Keeping Fit & Healthy* 4-H Project Manual series (available at the Extension Office).

DIVISION – 4-H HORTICULTURE & LANDSCAPE DESIGN

Rules

1. 4-H members must be currently enrolled in the Kansas 4-H Horticulture and Landscape Design project to exhibit in this division
2. A variety of produce must be listed on the entry tag. Secure entry tag to disposable plate or container with string or tape. Use a sturdy disposable plate, bowl, or container that will support the weight of the produce.
3. Exhibits must have been grown and/or collected by a 4-H'er. Do not use purchased plant materials. Entries should not take over one square foot of table space.
4. Potted plants are not accepted.
5. All entries must be freestanding, easily moved, and not require any special equipment to display. Hanging entries are not accepted.
6. Exhibit only the number specified in each class. 4-H'er may enter 4 entries per class.
7. 4-H members may enter one horticulture notebook, in addition to the other classes.
8. In Floral Exhibits, exhibitors are encouraged to exhibit cut flowers and fresh floral arrangements in disposable containers. If a non-disposable container is used, mark it plainly with the 4-H'er's name and 4-H club. The Edwards County Fair is not responsible for the loss or damage to any flower arrangements, vases, or containers.
9. Exhibits will be judged on their freshness and value as a table product at the time of judging. Over-mature, wilted, or over-ripe produce will be penalized.

Floral Exhibits

- 101000 Annual Garden Flower (cut specimen) – single stem
- 101001 Perennial Garden Flower (cut specimen) – single stem
- 101002 Fresh Flower Arrangement – floral materials must be grown and/or collected by exhibitors, purchased
- 101003 Dried Flower Arrangement – no fabric or plastic materials allowed. Materials must be grown/collected by the exhibitor.

101004 Horticulture Notebook – a notebook or three-ring binder of written narrative describing a horticulture project such as a landscape design, landscape installation, lawn renovation, water garden, flower garden, vegetable garden, lawn mowing service, landscape maintenance business, farmer’s market business, or other horticultural project. 4-Hers are encouraged to include photographs, illustrations, and/or landscape drawings that help explain work done by the member. Photos taken from the same location before, during, and after the completion of the project are particularly helpful. Exhibitors may enter one horticulture notebook. Scoring is based on the following criteria:

- Organization and General Appearance (neat, includes title page and table of contents, original, creative, etc.) – 20%
- Narrative (including goals, successes, failures, etc.) – 40%
- General Content (subject matter, photos, maps, knowledge gained, etc.) – 40%

Fruit Exhibits

101005 Small Fruits – ½ pint box (i.e., strawberries, blackberries, etc.)
101006 Tree Fruits – plate of 5 (i.e., apples, pears, peaches, etc.)
101007 Grapes – a plate of 2 bunches
101008 Other Fruit

Produce (Vegetable) Exhibits

101009 Small Vegetables – plate of 12 (i.e., green or yellow beans, radishes, cherry tomatoes)
101010 Medium Vegetables – plate of 5 (i.e., cucumbers, tomatoes, garlic, beets, onions, potatoes)
101011 Large Vegetables – plate of 1 (i.e., watermelon, squash, cabbage, pumpkin)
101012 Fresh Culinary Herbs – a plate of 6 stems or a comparable quantity of one variety of fresh herbs must be exhibited in a disposable container of water. Dried herbs are not acceptable. (i.e., parsley, basil, dill)
101013 Other Vegetable
101014 Garden Display – Each exhibitor will be limited to four square feet of space. The Garden Display must be exhibited in a tray, basket, or container that can be easily moved by Edwards County Fair superintendents. The exhibit consists of five different types of fresh vegetables or fruits. Canned products and shelled vegetables are not acceptable. Only one variety of each type of vegetable and fruit may be exhibited. The numbers of the five types of vegetables or fruits to be exhibited are as follows:

- *Large Vegetables* (one each): cabbage, cantaloupe, eggplant, large pumpkin, squash, watermelon
- *Medium Vegetables* (five each): beets, carrots, cucumbers, decorative gourds, potatoes, miniature pumpkins, okra, onions, peppers, radishes, sweet potatoes, tomatoes, or other similar-sized vegetables
- *Small Vegetable* (twelve each): green snap beans, wax beans, English peas, or other similar-sized vegetables
- *Small Fruits* (one half-pint box): strawberries, blackberries, raspberries, or other similar-sized fruits
- *Tree Fruits* (5 each): apples, pears, peaches, or similar-sized fruits
- *Grapes* (2 bunches)

DIVISION – 4-H INTERIOR DESIGN AND ARCHITECTURE

1. 4-H members must be currently enrolled in the Kansas 4-H Interior Design and Architecture project to exhibit in this division.
2. An entry card must be attached to the exhibit with material appropriate to the exhibit; safety pins, tape, string, etc.
3. Projects with missing or insufficient summaries will be lowered one ribbon placement.

Interior Design Focused Classes

- 101030 Room Design Board – Select one room within your home or imaginary/future home (bedroom, bathroom, kitchen, etc.) to design. Create a basic floor plan showing wall footprint, including any furniture, fixtures, and/or cabinet layout. Include any other illustrations, drawings, or photographs to help support your design. Also include material/finish samples (all treatments, floor covering, paint samples, etc.). Label any drawings or finishes so the audience understands their intention. All finishes should be attached to the design board. To explain your design intent, write a brief description to be included on the design board (no more than an 8.5" X 11" page). Boards must be on foam core or a standard tri-fold display.
- 101031 Two Collages on Design Board (poster or display) – In this project, develop two imaginary interior rooms. Each room should start out with identical dimensions and features (doors, windows, etc.). The function of the room can be up to you (bedroom, coffee shop, art studio, etc.), but should be the same for both rooms. For each space, create a feeling or mood for the occupants of the space. The mood created for one space should be the opposite or contrast to the second space. Choose a pair of contrasting words from the list provided (where do we put the list) to get started. Each collage must be on its own page. Page size preference and maximum is 11" X 17"; can use smaller dimensions if needed. Collages should convey a space that includes a background, midground, and foreground. Once these are established, add as many layers as needed. Use print materials from magazines, colored paper, the internet, or other design materials to find furniture, lighting fixtures, textures, and other elements to complete each collage. For each collage, write a brief description of your design intent (one to three paragraphs total). Adhere both collages and design intent on a foamcore presentation board. Label each collage with the descriptive words you selected from the list. Additionally, you may include research, inspirational imagery, or any additional drawings that helped you design your space.
- 101032 Two Diorama Models – 4-H members will construct two dioramas, one for each space, demonstrating contrasting moods. Each diorama will be designed within similarly sized boxes. Boxes should be large enough to be easily viewed but no larger than 12" X 18". Both rooms being depicted need to be the same size. Dioramas should convey a space that includes a background, midground, and foreground. Once you have these established, you can add as many layers as needed. Use print materials from magazines, colored paper, the internet, or other design materials to find furniture, lighting fixtures, textures, and other elements to complete each room or diorama. Elements will need to be cut out and adhered to each background, midground, and foreground to reflect the design of the room. Focus on selecting materials and colors to create the mood or essence of the space. Use openings in your container to experiment with the effect of light

in your space. Dioramas should not contain actual figures, miniature furniture/cabinets, or movable parts. All elements should be paper-adhered to materials easily found at home. For example, magazine photos, cardstock, plastic, cardboard, chipboard, or other material to depict design finishes/elements within the diorama.

Architecture Focused Classes

- 101033 Marble Maze or Enclosures – Create a space in which a marble will move through a sequence of rooms, enclosures, or spaces. Use different types of elements and materials to enclose your spaces or guide the marble. Consider the size of the marble and how you want the space to feel – big and open or small and enclosed. Pay close attention to the sizes of architectural elements relative to the size of the marble. To construct the marble maze or enclosure, use household materials found around the home to create the structure. (cardboard, chipboard, construction paper, paper towel or toilet paper tubes, etc.) The base of the structure should be no larger than 18” X 24” (poster board size) and 12” in height. In addition to your enclosure/maze, you may also present a small design board with illustrations/drawings to help the audience understand the path of travel for the marble, or the rules for which you designed. Write or type a brief description of your design intent (1-3 paragraphs total) to be included on the design board.
- 101034 Marble Maze Presentation Board Only – Presentation board should be foamcore with the following items attached:
- Include drawings of your marble enclosure/maze design (examples of floor plan, section, elevations, etc.);
 - Include any illustrations/drawings to help your audience understand the path of travel for the marble. You may also include quality photographs that show the sequence of the marble moving through the built design. Images may be annotated, meaning you can use notes to explain your thoughts/design intent, on the board. This sequence of photos should visually tell the story of your design. Write or type a brief description of your design intent (1-3 paragraphs in total).

DIVISION – 4-H LEADERSHIP

1. 4-H members must be currently enrolled in the Kansas 4-H Leadership project to exhibit in this division.
2. Posters must be on a piece of poster board or foam board, not larger than 22” x 28”.
3. Displays are to be self-standing with a maximum size of a 3’ x 4’ tri-fold display board.
4. 4-H exhibitors should avoid using copyrighted and/or trademarked materials whenever possible, by originating his/her work. Copyrighted and/or trademarked materials used in exhibits for endorsements or promotion instead of educational purposes will be disqualified and will not be displayed or receive ribbons or premiums.
5. Project exhibits in this division are NOT eligible for the Kansas State Fair.

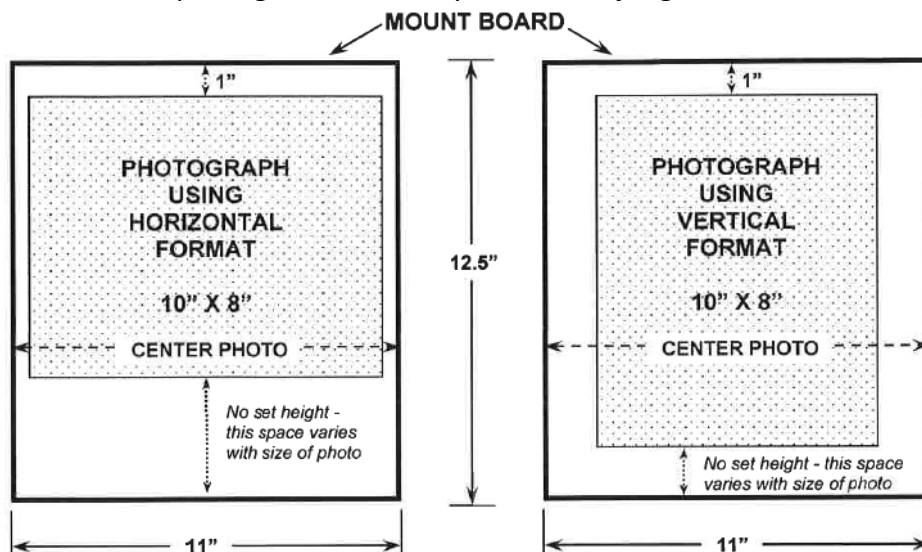
Leadership Classes

- 101050 Project Poster (Junior 7-9 & Intermediates 10-13) – Exhibit a poster showcasing at least two activities from the *Step Up to Leadership* 4-H Project Manual (available at the Extension Office).

- 101051 Project Display (Seniors 14-18) – Exhibit a display showcasing at least three activities from the *Step Up to Leadership 4-H Project Manual* (available at the Extension Office).
- 101052 Civic Engagement Project Poster – Poster showing your work in your community.
- 101053 Civic Engagement Project Display – Display showing your work in your community.

DIVISION – 4-H PHOTOGRAPHY

1. 4-H members must be currently enrolled in the Kansas 4-H Photography project to exhibit in this division.
2. A 4-H'er may exhibit any number of photos in this division.
3. The photographs entered must be the result of the current year's project work by the 4-H exhibitor. Photos must be taken by the 4-H member (exhibitor).
4. Photos may be no larger than 8" x 10" and no smaller than 7" x 9" after trimming.
5. Photos are to be mounted across the narrow (11") dimension of an 11" x 12.5" sheet of white studio mount. The top edge of the print should be 1" below the top of the mount with the side of the print an equal distance from the sides of the mount. Studio mount may be purchased from the Extension Office. (No foam core board or poster board allowed.)
6. A full coverage permanent mount must be made by using photographic adhesive. Spray adhesive or heat mount is recommended because each photo is handled numerous times through the judging, sorting, and display. Do not use household glues, glue sticks, double stick tape, etc.
7. No lettering, including dates, is permitted on the front of the mount or on the photo.
8. No underlay or borders are to be used. Photos are not to be framed.
9. Remove the white border from the enlargement before mounting.
10. On the back of the mount board, please list Name, 4-H Club, Address, City, State, Zip, Description of photo, and where the photo was taken.
11. To protect photo exhibits, it is strongly recommended that they be placed in a photo bag available from the Extension Office. Do NOT seal bags.
12. Improperly mounted photos, oversized or undersized photos, or photos with the white borders not removed or lettering (including dates) on the photo, will be awarded a ribbon one placing lower than the placing determined by the official judge.



13. Photographs taken with a digital camera and having no more adjustments than exposure, color intensity, or correction, one-click filter effects, red eye removal, cropping, dodging, and burning should be entered in the standard color or black and white classes. HDR photos are to be entered in the standard photo class.
14. Computer-manipulated photos do not include normal cropping, enlargement, or color intensity treatment. The photo must be an original taken by the exhibitor. The exhibitor must provide a small (4"x6") copy of the original photo.
15. The black and white class is for black and white prints only. Monochromatic prints, including sepia prints, are considered color photos and must be entered in the appropriate color photo class.
16. Appropriate photo subject matter: Photographic subject matter is expected to follow 4-H standards. For a sense of prohibited subject matter, review the Kansas 4-H Member Code of Conduct; in general, if it is not allowable at a 4-H event, it is not allowable in a 4-H photograph at the Edwards County Fair.
17. Photos with live subject(s) on railroad right-of-way or taken from railroad right-of-way property will not be displayed at the Edwards County Fair and will be disqualified from judging.
18. Copyright protections must be observed.
19. Decisions as to display and/or penalties will be made by the Extension Staff and Photography Judge.
20. Digital Composite Image: Finished photo must be created from two or more original sources created by the exhibitor. HDR photos do not qualify for this class. Photos will be judged on photographic merit as well as manipulation technique and process.

Beginner (3 years' experience or less)

- | | |
|--------|---------------------|
| 101060 | Color Photo |
| 101061 | Black & White Photo |

Intermediate (4-7 years' experience)

- | | |
|--------|----------------------------|
| 101062 | Color Photo |
| 101063 | Black & White Photo |
| 101064 | Photo with Special Effects |
| 101065 | Digital Composite Image |
| 101066 | Video |

Advanced (8 or more years' experience)

- | | |
|--------|----------------------------|
| 101067 | Color Photo |
| 101068 | Black & White Photo |
| 101069 | Photo with Special Effects |
| 101070 | Digital Composite Image |
| 101071 | Video |

Miscellaneous Photography

- | | |
|--------|--|
| 101072 | iPhonography (all levels of experience) – The art of creating photos with a mobile device. There is no State Fair class available. |
| 101073 | Growth Portfolio <ol style="list-style-type: none"> 1. Members are eligible for this class beginning with the third year of enrollment in the 4-H Photography project. 2. The exhibit will consist of one photo for each year of enrollment. Each photo must have been created in a different year and must be labeled with the year taken/project enrollment year. A maximum of 5 photos may be included if the member has 5 or more years of enrollment. Photos are not required to be |



in consecutive order. The growth portfolio class may start at any time in the member's photography career.

3. Photos must be 8" x 10" and may be color or black and white. Photos must be unmounted.
4. An information sheet must accompany each photo, giving the brand and model of the camera used to create the photo. Setting for focal length, aperture, mode, and shutter speed must also be listed. The skill set used to create the photo must be given and fully explained. The main goal for each year should also be given. The form for this information is available on the www.Kansas4h.org website and is form fillable.
5. A short introduction of the photographer should be placed on the first page. This introduction should tell why the 4-H member enrolled in the Photography project and why they have continued to enroll. Exhibitors could also tell of a fun event photographed, a learning experience that taught them new skills, or other related learning.
6. Beginning with photo #2, the member's description of GROWTH in project skill must be included on the information sheet.
7. The exhibit will consist of an introductory page, a skill sheet, and a photo from each year in chronological order. And arranged in a portfolio book. The skill sheet will go on the left-hand page, and unmounted photos on the right-hand page.

101074

Career Portfolio

1. Member must have been enrolled in Photography for five or more years OR member must be aged 15-19 and have been enrolled in photography for at least two years.
2. Exhibit will consist of ten 8" x 10" photos showing skill development in one of the following photography areas: Portraiture, Special Effects (not done with computer), Landscape, Photojournalism, Black and White, Nature/Wildlife, or Graphic Design (computer skills with photos). All photos must be the result of the current 4-H enrollment year.
3. Photos may be in color, except if the Black and White option is chosen, and must be unmounted.
4. An information sheet must accompany each photo, giving the brand and model of the camera used to create the photo. The settings for focal length, aperture, mode and shutter speed must also be listed. This sheet may be downloaded from the www.kansas4h.org website. It is a fillable form and is required.
5. A one-page summary should accompany the portfolio listing the goal for pursuing this area of photography and what skills were learned while doing so. Mentors should be acknowledged. Career exploration can also be described.
6. Exhibit will be presented in a notebook designed for portfolio review with pages for required information from #4 and #5.

DIVISION – 4-H READING ADVENTURES

1. 4-H members must be currently enrolled in the Kansas 4-H Reading project to exhibit in this division.
2. Posters must be on a piece of poster board or foam board not larger than 22" x 28".
3. Displays are to be self-standing with a maximum size of a 3' x 4' tri-fold display board.
4. 4-H exhibitors should avoid using copyrighted and/or trademarked materials whenever possible, by originating his/her work. Copyrighted and/or trademarked materials used in exhibits for endorsements or promotion instead of educational purposes will be disqualified and will not be displayed or receive ribbons or premium.
5. Project exhibits in this division are NOT eligible for the Kansas State Fair.
6. Please read a book and write a short 3-4 sentence summary of the exhibit on an index card. On the index card, please include the following: book title and author with the title underlined, your name, club name, project, and date. This index card will need to accompany one of the following choices to exhibit:

Reading Adventure Classes

- | | |
|--------|---|
| 101090 | Poster – advertise a book |
| 101091 | Project Display – feature a timeline showing the works of one author or a map depicting a character's travels |
| 101092 | Diorama – create a 3D miniature replica of a scene or setting from a book |

DIVISION – 4-H ROBOTICS

The Kansas 4-H Robotics program is designed to allow 4-H members to explore robotics through robots of various designs.

Rules

1. 4-H members must be currently enrolled in the Kansas 4-H Robotics project to exhibit in this division.
2. Each exhibitor may enter any number of robots per class. Exhibits must have been constructed and/or completed during the current 4-H year. (To exhibit at the Kansas State Fair, the robot must have been selected at the Edwards County Fair.)
3. Each exhibit must include a robot. Information packets are not a sufficient exhibit.
4. Robots must have automated articulated structures (arms, wheels, grippers, pneumatic, hydraulic, etc.). Game consoles that display on a screen are not considered robots and should either be entered in the Computer System division or Electrical/Alternative Energy's Electronic project. Robots requiring no assembly, just programming (such as Ozobots), are considered Computer Science projects as the skill is focused on the programming, not on the construction of the robot.
5. Robot dimensions should not exceed 2 feet high by 2 feet wide by 2 feet deep. If displayed in a case (not required for the Kansas State Fair but encouraged for the Edwards County Fair), the outside case dimensions should not be excessive. The display case should have the exhibitor's information attached to both the lid and cover, as the top part of the case may be separated from the display.
6. Materials - including but not limited to obstacles, spare batteries, and mats for testing the robot - may be placed in a separate container, which is not included in the robot's dimensions. This container may not be larger than 576 cubic inches as measured along the outside of the container (examples: 4" x 4" x 36" or 4" x 8" x 18" or 6" x 6" x 16"). The container, if used,

and/or any large objects (such as mats or obstacles) should be labeled with the exhibitor's name(s) and 4-H club.

7. All electric components of the robot must be adequately covered or concealed with a protective enclosure. Paper is NOT considered an adequate enclosure or covering for electrical components.
8. Robots may be powered by an electrical, battery, water, air, or solar source only. Junk drawer robots may be powered by a non-traditional power source. Robots powered by fossil fuels/flammable liquids will be disqualified. Robots that include weaponry of any kind will be disqualified. Weaponry is defined as any instrument, possession, or creation, physical and/or electrical that is intended to inflict damage and/or harm to individuals, animal life, and/or property.
9. **Remote-controlled robots are allowed under certain conditions**, provided that the robot is not drivable. Robots programmed on phones/tablets need to have a specific program created, using motion controls to move the robot is not acceptable, for example, "press forward on the screen to make the robot go forward." Robotic arms (hydraulic or electric) are allowed. A remote is allowed, provided more than a single action happens when a single button is pressed on the remote, for example, "a motor spins for 3 seconds, at which point an actuator is triggered, then the motor spins for 3 more seconds." Remote-controlled cars, boats, planes, and/or action figures are not allowed.
10. Each robot must be in working condition. The judges will operate each robot to evaluate its workmanship and its ability to complete its intended task. In the event the robot uses a phone, tablet, or similar device for both programming AND control of the robot, a video will be used to evaluate the working condition of the robot.
11. Each exhibitor is required to complete the "4-H Robotics Exhibit Information Form," which is available through the 21 Central District Extension office or at <http://robotics.engtech4ks.com/>.
12. This form must be attached to the outside of a 10" x 13" manila envelope. All revisions of all forms previously released for the Robotic division, either undated or dated prior to the current year, are void for use, and new forms must be obtained and used that are dated by the State 4-H Office for the current year. Use of old forms will result in the loss of one ribbon placement for exhibits.
13. The exhibit must include written instructions for operation (the instructions should be written as if they were to tell a grandparent or elderly person how to operate the robot), construction plans (do not need to be printed), a video, and one to five pages of project photographs. For robots that can be programmed, robot programming information must be included. This information should be placed inside the manila envelope mentioned above. Robot programming information can be, but is not limited to, source code, block diagrams, screen captures of the coding window, and other images that show the programming logic used. The exhibitor may enter their robotics project listed under the Electric/Alternative Energy project if the exhibitor so chooses.
14. In the event that the robot uses a device like a phone, iPad, or tablet for programming AND operation, DO NOT include the device (phone, tablet, etc.). The device's safety cannot be ensured. Instead, record a video demonstrating the instructions included for your robot. It should show setting up the robot, starting the robot, the robot executing its task, and powering off the robot, just like the instructions are written.
15. Exhibitors are encouraged to participate in consultative judging. However, exhibitors are allowed to include a video of themselves following their instructions for operation. The video should be no longer than 8 minutes and should be placed on the USB drive.

16. All robots should have a purpose or intended function; examples include, but are not limited to, following a line, sweeping the floor, solving a Rubik's Cube, sorting colors, or climbing stairs. Creativity, workmanship, and functionality will be strong criteria in judging the "Robot Designed by Exhibitor" classes.
17. Exhibitor's name(s) and 4-H club must be tagged or labeled on the robot, such as on the bottom of the robot; exhibit cards are not an acceptable form of labeling.
18. There are no county or district boundaries that must be adhered to in order to form a Kansas 4-H Robotics team. However, as mentioned in Rule #1, each team member must be currently enrolled in the Kansas 4-H Robotics project.

Intermediate Division (Ages 9 – 13 years)

- | | |
|--------|---|
| 101100 | <u>Robot (made from purchased kit)</u> – no programming, just assembly |
| 101101 | <u>Robot (designed by exhibitor)</u> – <u>not</u> a mere modification of an existing robot kit or plan |
| 101102 | <u>Programmable Robot</u> (made from purchased kit) |
| 101103 | <u>Robot (designed and constructed by the exhibitor or from a purchased kit)</u> – operated by a remote-controlled device |
| 101104 | <u>Junk Drawer Robotics</u> |

Senior Division (Age 14 years and older)

- | | |
|--------|---|
| 101105 | <u>Robot (made from purchased kit)</u> – no programming, just assembly |
| 101106 | <u>Robot (designed by exhibitor)</u> – <u>not</u> a mere modification of an existing robot kit or plan |
| 101107 | <u>Programmable Robot</u> (made from purchased kit) |
| 101108 | <u>Robot (designed and constructed by exhibitor or from purchased kit)</u> – operated by a remote-controlled device |
| 101109 | <u>Junk Drawer Robotics</u> |

Division D – Team Robotics Project

- | | |
|--------|--|
| 101110 | <u>Robot (designed and constructed by 2 or more Robotics project members)</u> - The robot must not be a mere modification of an existing robot kit or plan. The robot may be a programmable type made from a purchased kit. This division is designed to encourage teamwork and cooperation among fellow 4-H Robotic members. As with many current high-tech projects, no one person designs and builds a robot alone. It takes brainstorming, planning, problem solving, and cooperation of an entire team to complete a robotic project. |
|--------|--|

Robotics Educational Exhibit Rules

1. For notebooks, display boards, and posters, no additional exhibit information is required. No manila envelope is needed for these exhibits.
2. Exhibits are to have a clear link to Robotics.
3. Exhibits in posters, notebooks, and display boards must contain substantial supporting materials.
4. Educational display boards, posters, and notebooks should be creative and showcase details about the knowledge learned in the project during the current 4-H year. Value is placed on youth who can demonstrate how their skills have increased while completing the project. Each exhibit will be judged on uniqueness, creativity, neatness, accuracy of material, knowledge gained, and content. An exhibit judging score sheet is available at <http://robotics.engtech4ks.com/>.

5. Follow copyright laws, citing all sources of information in a standard notation. Sources of information must be cited on the front of your exhibit, including all posters and educational display boards.
6. Educational displays are not to exceed a standard commercial 4' high X 3' wide X 2' deep. No card table exhibits will be allowed. Care should be taken to use durable materials that will withstand Edwards County Fair conditions.
7. Posters are limited to a commercial 3' X 4' tri-fold display board.
8. "Construction Kits" that are part of educational displays must be contained in cases (tackle boxes, sealable containers, etc.) that may not be larger than 1' x 2' x 2' and must have a latch that securely keeps all components contained in the "Construction Kits." Other components are to adhere to appropriate dimensions.
9. Educational Project notebooks must be organized in a 3-ring binder.
10. Any three-dimensional poster or display board exhibits may not be thicker than 2 inches.
11. For educational displays and/or posters, the exhibitor's name, 4-H club, county/district, age, and year(s) in the project must be tagged or labeled on the back of the exhibit. Exhibit cards are not sufficient as they may be removed or repositioned for display. Failure to label an exhibit may result in a one-ribbon placement deduction.
12. Exhibits should possess the following qualities (in no particular order):
 - a. A central theme;
 - b. What you want others to learn;
 - c. Be designed and constructed in a manner befitting the exhibit;
 - d. Be something you are interested in;
13. If a safety violation is noted by judges, the superintendent, or Extension staff, the exhibitor's exhibit, at the judge's discretion, will receive a participation ribbon.

Intermediate Robotics Educational Division (Ages 9-13)

- | | |
|--------|--|
| 101111 | Intermediate Robotics Educational Display |
| 101112 | Intermediate Robotics Educational Notebook |
| 101113 | Intermediate Robotics Educational Poster |

Senior Robotics Educational Division (Ages 14 and older)

- | | |
|--------|--------------------------------------|
| 101114 | Senior Robotics Educational Display |
| 101115 | Senior Robotics Educational Notebook |
| 101116 | Senior Robotics Educational Poster |

Team Robotics Educational Project

- | | |
|--------|------------------------------------|
| 101117 | Team Robotics Educational Display |
| 101118 | Team Robotics Educational Notebook |
| 101119 | Team Robotics Educational Poster |



DIVISION – 4-H SELF-DETERMINED PROJECT

1. This division is only for 4-H'ers enrolled in the Self-Determined Project.
2. Posters must be on a piece of poster board or foam board not larger than 22" x 28".
3. Displays are to be self-standing with a maximum size of a 3' x 4' tri-fold display board.
4. Notebooks should be a 3-ring binder or scrapbook. Page protectors are encouraged.
5. 4-H exhibitors should avoid using copyrighted and/or trademarked materials whenever possible, by originating his/her work. Copyrighted and/or trademarked materials used in exhibits for endorsements or promotion instead of educational purposes will be disqualified and will not be displayed or receive ribbons or premiums.
6. Project exhibits in this division are NOT eligible for the Kansas State Fair.

Self-Determined Classes

101130	Item
101131	Poster
101132	Display
101133	Collection
101134	Notebook or Scrapbook
101135	Other

DIVISION – 4-H SEWING AND TEXTILE DESIGN

1. All exhibitors must be enrolled in the Sewing and Textile Design project. (To exhibit at the Kansas State Fair, the exhibit must have competed at the Edwards County Fair in Sewing and Textile Design, receiving at least a blue ribbon.)
2. Articles, garments, and outfits may have been used/worn but should be carefully laundered or cleaned before being exhibited. Exhibits may be placed in clear plastic bags for protection to and from the Edwards County Fair. Bags will be removed for clothing display purposes. Items should be hung on swivel or wire hangers (no plastic hangers). Multiple-piece exhibits should be fastened together and noted on the card how many pieces make up the exhibit.
3. Identification Labels (sewn on or use a safety pin, no straight pins may be used):
 - a. Type or print on 3" x 2½" piece of cloth: Class Number, 4-H Club, County/District, Exhibitor Name, and number of pieces in exhibit (i.e., 1 of 2, 2 of 2).
 - b. Attach labels on inside of garment (back of neck, center back of waistband, or left end of apron band). Label each piece of the exhibit.
 - c. An entry form and score card will be placed on the garment after judging.
4. Pre-cut kits are acceptable for all clothing classes. All articles/garments must be finished for use.
5. Exhibitors are encouraged to participate in consultative judging. The exhibitor is also welcome to attach an index card or photo, no larger than a 4" x 6", with the entry form to give the judge any information which the exhibitor thinks would be helpful for the judge to know, and could include care information.
6. Educational Exhibit Classes offer exhibitors the chance to share with others what they learned in the Sewing and Textile project. Exhibits may be in the form of a poster, notebook, or display. Follow copyright laws, citing all sources of information in a standard notation. Sources of information must be cited on the front of your exhibit, including all posters and educational display boards. Take care to select durable materials that will withstand the Edwards County Fair conditions. No card table displays are allowed. If the exhibit is a poster, it must not be

larger than 22" x28". If the exhibit is a display, maximum size is not to exceed a standard commercial 3' x 4' tri-fold display board. Name and 4-H club must be clearly marked on educational exhibits.

7. The Recycled Clothing Project consists of an item made of at least 50% recycled material (recycled means reusing an existing item in a new way). Could be remaking/redesigning a garment, re-purposing a clothing item for new use, etc. Must include sewing of some kind. An index card (no larger than 4" x 6") MUST accompany entry describing the recycled materials and how they were used in the item.

Junior Sewing and Textile Design Classes

- | | |
|--------|---|
| 101140 | Article Constructed by Junior (7-9 years old) 4-H'er |
| 101141 | Other Item Constructed by Junior (7-9 years old) 4-H'er |
| 101142 | Junior (7-9 years old) Educational Exhibit |
| 101143 | Junior (7-9 years old) Recycled Clothing Project |

Intermediate Sewing and Textile Design Classes

- | | |
|--------|---|
| 101144 | Article Constructed by Intermediate (10-13 years old) 4-H'er |
| 101145 | Other Item Constructed by Intermediate (10-13 years old) 4-H'er |
| 101146 | Intermediate (10-13 years old) Educational Exhibit |
| 101147 | Intermediate (10-13 years old) Recycled Clothing Project |

Senior Sewing and Textile Design Classes

- | | |
|--------|---|
| 101148 | Article Constructed by Senior (14-5 years old) 4-H'er |
| 101149 | Other Item Constructed by Senior (14-15 years old) 4-H'er |
| 101150 | Senior (14-15 years old) Educational Exhibit |
| 101151 | Senior (14-15 years old) Recycled Clothing Project |

Advanced Senior Sewing and Textile Design Classes

- | | |
|--------|---|
| 101152 | Article Constructed by an Advanced Senior (16-18 years old) 4-H'er |
| 101153 | Other Item Constructed by an Advanced Senior (16-18 years old) 4-H'er |
| 101154 | Advanced Senior (16-18 years old) Educational Exhibit |
| 101155 | Advanced Senior (16-18 years old) Recycled Clothing Project |

Sewing and Textile Constructed Garments Revue

1. Complete a Judge's Score Card and Cost Per Wear Form. Exhibitor may include descriptors like fabric, colors, accessories, where you will wear the outfit, what you like best, etc.
2. Participants may model only what can be worn. Garments cannot be carried.
3. Contestants should use good sense in choosing items that are appropriate to be modeled publicly.
4. No live animals may accompany participants in the public revue, except for a needed service animal.
5. In Sewing and Textile Design Constructed Garments Revue, a majority of the outfit must be constructed and modeled by the 4-H member who made the garment/outfit. Everything which is commonly considered an outer garment must be constructed (vest, jacket, dress, skirt, pants, coat, etc.). A sweater, blouse, or shirt that is worn underneath another constructed garment can be purchased or made.
6. To participate in the Kansas State Fair's 4-H Sewing and Textile Constructed Garments Revue, the exhibitor must have been declared the winner at the Edwards County Fair. Alternates may participate if the winners cannot attend.

Sewing and Textile Garment Revue Classes

101156	Junior (7-9 years old) Article
101157	Junior (7-9 years old) Outfit
101158	Intermediate (10-13 years old) Article
101159	Intermediate (10-13 years old) Outfit
101160	Senior Article (14-18 years old) Article
101161	Senior Outfit (14-18 years old) Article

DIVISION – SHOPPING IN STYLE

Rules

1. All exhibitors must be enrolled in the Shopping in Style project.
2. Posters can be flat poster board or foam board, no larger than 22" x 28".
3. Tri-fold educational displays must be free-standing and no larger than 36" x 48".
4. Photos of 4-H members in purchased outfits must demonstrate criteria as outlined on the score sheet. Consider multiple angles, good light, and highlight details so that the judge may accurately evaluate the exhibit.
5. Exhibits should include actual photos of 4-H members in garments and may also include pictures from magazines or the internet.

Shopping in Style Classes

- | | |
|--------|---|
| 101180 | <p><u>Junior (7-9 years old) Shopping in Style</u> – Choose one of the following activities from Unit 1 or Unit 2 of the curriculum project manuals. An exhibit should consist of a poster that showcases:</p> <ol style="list-style-type: none">a. A garment you purchased that reflects your personal style and explains how this garment reflects your style and how it influences what others think of you; ORb. A garment you purchased and explain how your personal style either aligns or contradicts what is considered to be “in style” today; ORc. A garment you purchased and explain or illustrate how this garment is a modern version of a fad or fashion from an earlier decade; ORd. A garment you purchased and explain how this garment reflects a different ethnic or cultural influence; ORe. A garment you purchased that includes a color discussion that provides an overview of how different colors and skin tones influence garment selection. |
| 101181 | <p><u>Intermediate (10-13 years old) Shopping in Style</u> – Choose one of the following activities from Unit 3 or Unit 4 of the curriculum manuals. An exhibit should consist of a display that showcases:</p> <ol style="list-style-type: none">a. An outfit you purchased to wear with a clothing item that was already in your wardrobe that still fits, but you haven’t worn it anymore. Explain why the clothing item was not being worn and what you did to transform it into a wearable garment again; ORb. A top and bottom that you purchased, as well as at least three pieces of clothing in your existing wardrobe that you can mix and match with the new items to create multiple outfits. Includes a clothing inventory and explain what you have learned by completing this activity; ORc. An outfit you purchased and explain why you selected the garment you did, your shopping budget, and cost per wear; OR |

- d. An outfit you purchased and explain how advertising influences clothing purchases, making a distinction between wants and needs. Include your shopping budget and cost per wear; OR
- e. An outfit you purchased, along with a cost comparison between garments/accessories purchased vs. sewing/constructing the outfit. Comparison should include a variety of shopping options and/or price tracking at stores over a period of time.

101182

Senior (14-18 years old) Shopping in Style – Choose one of the following activities from Unit 5 or Unit 6 of the curriculum project manuals. An exhibit should consist of a display that showcases:

- a. An outfit you purchased and care requirements not only for this garment but also for garments made of other natural and synthetic fibers. Display should also include a care cost analysis for garments of different fibers; OR
- b. An outfit you purchased that you have repaired or altered. Include a clothing inventory list, which includes cost savings for repaired items as compared to purchasing replacement garments; OR
- c. An outfit you purchased, along with plans and commentary for a fashion show that would capture the attention of an audience. Plans should identify target audience, venue, theme, budget, and logistical plan for the fashion show; OR
- d. An outfit you purchased and explain 3 methods of clothing repair that you have learned, i.e., torn seam, torn hem, replacing a button, etc. Display should include photos and a list of your assembled clothing first aid kit. Include itemized expenses; OR
- e. An outfit you purchased and feature any other completed activity from the Shopping in Style curriculum of your choosing that isn't listed above.

Shopping in Style Fashion Revue

1. 4-H'er may enter up to 5 outfits for Fashion Revue; 1 outfit per class.
2. Judging will take place on Tuesday, July 1, starting at 5:30 p.m. Results will be announced at the Public Shopping in Style Fashion Revue, held on Wednesday during the Fair, on July 9 at 6:00 p.m. in the Show Arena.
3. In Shopping in Style Fashion Revue, a majority of the outfit must be purchased (not borrowed) and modeled by the 4-H member or made by another individual for the 4-H member, if the fabric and pattern were chosen by the 4-H member. Everything which is commonly considered an outer garment must be purchased by the 4-H member or constructed by another person (vest, jacket, dress, skirt, pants, coats, etc.).
4. Fashion Revue outfits must be pre-entered by the date specified by the 21 Central District Extension Office. A description of each outfit and accessories is also required. Some descriptors may include fabric, colors, accessories, where you will wear the outfit, what you like best, etc. The forms are available online at www.21central.ksu.edu.
5. Intermediate and Senior 4-H members should also complete the Cost Per Wear Form.
6. Fashion Revue participants are required to participate in the Public Fashion Revue and may model up to 2 outfits in the Public Fashion Revue.
7. Shopping in Style garments will be displayed during the Edwards County Fair. The 4-H'er is responsible for bringing their garments in during entry time.
8. Grand Champion and Reserve Grand Champion Intermediates and Seniors are the only ones allowed to compete at the Kansas State Fair's 4-H Shopping in Style Fashion Revue.
9. Participants may model only what can be worn. Garments cannot be carried.

10. Contestants should use good sense in choosing items that are appropriate to be modeled publicly.
11. No live animals may accompany participants in public Shopping in Style Fashion Revue; exception for service animals.

Shopping in Style Fashion Revue Class Descriptions:

Dress-Up	church, party clothes, nice dresses/suits, sport coat/tie/slacks, etc.
School/Casual	school, sweaters, skirts, blouses, jeans, jumpers, etc.
Sport/Play	shorts, active wear, sweats, jogging suits, etc.
Western	western-style clothing
Formal	an outfit suitable for evening or semi-formal events
Thrifty	an outfit purchased as second-hand or hand-me-down

Junior (7-9 years old) Shopping in Style Fashion Revue

101183	Junior Dress-Up Wear
101184	Junior School/Casual Wear
101185	Junior Sports/Play Wear
101186	Junior Western-Style Wear
101187	Junior Other
101188	Junior Thrifty
101189	Junior Formal

Intermediate (10-13 years old) Shopping in Style Fashion Revue

101190	Intermediate Dress-Up Wear
101191	Intermediate School/Casual Wear
101192	Intermediate Sport/Play Wear
101193	Intermediate Western-Style Wear
101194	Intermediate Other
101195	Intermediate Thrifty
101196	Intermediate Formal

Senior (14-18 years old) Shopping in Style Fashion Revue

101197	Senior Dress-Up Wear
101198	Senior School/Casual Wear
101199	Senior Sports/Play Wear
101200	Senior Western-Style Wear
101201	Senior Other
101202	Senior Thrifty
101203	Senior Formal



DIVISION – 4-H SHOOTING SPORTS

1. Only 4-H'ers who have completed basic training in Shooting Sports disciplines may compete in the discipline(s) they are enrolled in.
2. Disciplines and ages:
 - Archery: 7-18 years of age
 - Air Pistol: 12-18 years of age
 - Air Rifle: 7-18 years of age
 - BB Gun: 7-14 years of age
 - Muzzle Loading: 12-18 years of age
 - Hunting Skills: 7-18 years of age
 - Shot Gun: 10-18 years of age
 - Small Bore Pistol: 13-18 years of age
 - Small Bore Rifle: 12-18 years of age
3. Skill Levels are:
 - Novice – 1st year in discipline
 - Intermediate – 2nd & 3rd year in discipline
 - Advanced – 4th year and over in discipline
4. The target will be scored by the certified Shooting Sports instructors & coordinator.
5. Grand Champion and Reserve Grand Champion will be determined by composite scores from all disciplines.

Archery Classes

- | | |
|--------|--|
| 101220 | <u>Novice Recurve</u> : 3D targets at varying distances; 10 total arrows. FITA at varying distances: 12 arrows at 20 meters, 12 arrows at 30 meters, 24 total arrows. |
| 101221 | <u>Novice Compound</u> : 3D targets at varying distances; 10 total arrows. FITA at varying distances: 12 arrows at 20 meters, 12 arrows at 30 meters, 24 total arrows. |
| 101222 | <u>Intermediate Recurve</u> : 3D targets at varying distances, 10 total arrows. FITA at varying distances, 12 arrows at 20 meters, 12 arrows at 30 meters, 24 total arrows. |
| 101223 | <u>Intermediate Compound</u> : 3D targets at varying distances, 10 total arrows. FITA at varying distances, 12 arrows at 20 meters, 12 arrows at 30 meters, 24 total arrows. |
| 101224 | <u>Advanced Recurve</u> (13 and under): 3D targets at varying distances, 20 total arrows. FITA at varying distances, 12 arrows at 20 meters, 12 arrows at 30 meters, 24 total arrows. |
| 101225 | <u>Advanced Compound</u> (13 and under): 3D targets at varying distances, 20 total arrows. FITA at varying distances, 12 arrows at 20 meters, 12 arrows at 30 meters, 24 total arrows. |
| 101226 | <u>Advanced Recurve</u> (14 and over): 3D targets at varying distances, 20 total arrows. FITA at varying distances, 12 arrows at 30 meters, 12 arrows at 40 meters, 24 total arrows. |
| 101227 | <u>Advanced Compound</u> (14 and over): 3D targets at varying distances, 20 total arrows. FITA at varying distances, 12 arrows at 30 meters, 12 arrows at 40 meters, 24 total arrows. |

Air Pistol Classes

- | | |
|--------|--|
| 101228 | <u>Novice</u> : Slow fire, 20 shots |
| 101229 | <u>Intermediate</u> : Slow fire, 20 shots; Silhouettes, 20 shots |
| 101230 | <u>Advanced</u> : Slow fire, 20 shots; Rapid fire, 20 shots, Silhouettes, 20 shots |

Air Rifle Classes

- 101231 Novice: 3 positions, 10-bull targets, 10 shots each position, 30 shots total
- 101232 Intermediate: 3 positions, 10-bull targets, 10 shots each position, 20 shots total
- 101233 Advanced (13 and under): 3 positions, 10-bull targets, 10 shots each position, 20 silhouette shots, 50 shots total
- 101234 Advanced (14 and over): 3 positions, 10-bull targets, 10 shots each position, 20 silhouette shots, 50 shots total

BB Gun Classes

- 101235 Novice: 2 positions, prone and kneeling or sitting, 10-bull targets, 10 shots each position, 20 shots total
- 101236 Intermediate: 3 positions, kneeling or sitting, 10-bull targets, 10 shots each position, 30 shots total
- 101237 Advanced: 4 positions, 10-bull targets, 10 shots each position, 40 shots

Hunting Skills Classes

- 101238 Novice: Written test & score from 1 discipline shot at Fair.
- 101239 Intermediate: Written test & scores from 2 disciplines shot at Fair.
- 101240 Advanced (13 and under): Written test & scores from 3 disciplines shot at Fair.
- 101241 Advanced (14 and over): Written test & scores from 4 disciplines shot at Fair.

Muzzle Loading Classes

- 101242 Novice: 10 bench shots at 25 yards (100 points)
- 101243 Intermediate: Standing, 10 shots at bull targets at 50 yards, 5 shots Heftners at 25 yards, and 5 shots at bottles at 25 yards – total 20 shots (200 points)
- 101244 Advanced: Standing, 10 shots at bull targets at 50 yards, 10 shots Heftners at 25 yards, and 10 shots at bottles at 25 yards – total 30 shots (300 points)

Shotgun Classes

- 101245 Novice: 50 shots at 16 yards
- 101246 Intermediate: 25 shots at 16 yards and 25 shots at 20 yards, total 50 shots
- 101247 Advanced (13 and under): 25 shots at 16 yards and 25 shots at 20 yards, total 50 shots
- 101248 Advanced (14 and over): 25 shots at 16 yards and 25 shots at 20 yards, total 50 shots

Small Bore Pistol Classes

- 101249 Novice: Slow fire (B-2 targets), 5 shots per bull; 20 shots total
- 101250 Intermediate: Slow fire (B-2 targets), 5 shots per bull; 20 shots. Timed fire, (B-3 targets), 5 shots per bull, 20 shots. 40 shots total.
- 101251 Advanced: Slow fire (B-2 targets), 5 shots per bull; 20 shots. Timed fire, (B-3 targets), 5 shots per bull, 20 shots. Silhouettes (TQ-12 & TQ-3) 2 rams, 2 turkeys, 2 pigs, 2 chickens; 5 shots per animal; 40 shots. Total 80 shots

Small Bore Rifle Classes

- 101252 Novice: 3 positions (A 23/5 target), 10 shots per position; 30 shots total
- 101253 Intermediate: Silhouettes – 10 chickens at 40 meters, 10 pigs at 60 meters, 10 turkeys at 77 meters, 10 rams at 100 meters; 40 shots.
- 101254 Advanced: 3 positions (A 23/5 target), 10 shots per position, 30 shots. Silhouettes – 10 chickens at 40 meters, 10 pigs at 60 meters, 10 turkeys at 77 meters, 10 rams at 100 meters; 40 shots. 70 shots total

Shooting Sports Exhibits

Rules

1. Exhibits in this division are open to educational displays, promotional posters, or experiential displays.
2. Follow copyright laws, citing all sources of information in a standard notation. Sources of information must be cited on the front of your exhibit, including all posters and educational display boards.
3. National Minimum Standards and Best Practices <https://4-hshootingsports.org/wp-content/uploads/2024/01/12.13.23-Minimum-Standards-Update.pdf> MUST be followed as well as the Kansas 4-H Shooting Sports Handbook https://bookstore.ksre.ksu.edu/pubs/kansas-4-h-shooting-sports-handbook_4H1101.pdf. Exhibits outside these standards will be disqualified.
4. The exhibit size rule will be strictly enforced. Exhibits exceeding the size guidelines will be disqualified. The maximum exhibit size for all exhibits in this division is 4' X 6'. Larger exhibits will be turned away.
5. Take care to select durable materials to withstand Edwards County Fair conditions.
6. Educational displays must be the standard tri-fold board ONLY, must not exceed standard tri-fold: 3' x 4' unless there is a topper that sits on top of the board and does not take up additional table space; no additional table space will be available for promotional brochures or display items; content not to exceed display board borders.
7. Promotional poster must be flat and no larger than 22" x 30"; content not to exceed display board borders. Exhibits may be displayed on the wall.
8. Notebooks must be no larger than 8½ x 11 inches.
9. Exhibitors must comply with state and federal laws, enforced by the Edwards County Fair and the 21 Central Extension District.
10. No "live" ammunition containing propellant or explosive powders may be used in any display. An inert substitution must be used in lieu of powder and "live" ammunition. The substitution must be clearly described on the back of the poster, display, or in a notebook.
11. The Kansas 4-H Youth Development, KSRE, 21 Central Extension District, and Edwards County Fair Board are not liable for the loss or damage of any personal property included as part of your poster, display, or notebook.
12. Name, 4-H club, age, and year in project should be on the front of the poster, display, or notebook, unless special arrangements are made because of declination of publicity release.
13. Exhibit topics regarding firearm care, handling, and shooting will only be accepted from 21 Central District's 4-H Certified Shooting Sports Programs and enrolled 4-H youth in the specific Shooting Sports Project, and must follow National and State policies, minimum standards, and best practices.
14. Exhibits will not be accepted if they are related to reloads.

Educational/Promotional Classes

- | | |
|--------|--|
| 101255 | <u>Educational Display</u> – must be directly related to the 4-H Shooting Sports project (standard tri-fold boards only) |
| 101256 | <u>Promotional Poster</u> – must promote the 4-H Shooting Sports project |
| 101257 | <u>Notebook</u> – contents must pertain to some phase, results, story, or information about 4-H Shooting Sports |

Experiential Classes

- 101258 Shooting Aid or Accessory - (SF253) - Any item the 4-Her makes which helps the shooter/hunter better perform their sport, examples: rifle sling, kneeling roll, arm guard, shotgun vest, target boxes, shooting stick, etc. Include your design, or plans you adapted, what the item is, and what it is used for.
- 101259 Storage Case - (SF254) - Any item the 4-Her makes with the purpose of safely holding a firearm, bow, ammunition, and/or arrows. Examples: soft-sided shotgun case, quivers, firearm safe, include your design, or plans you adapted. Explain how the storage case is used.
- 101260 Practice Game or Activity - (SF255) - Invent or adapt an activity to practice or teach a project skill. Include pictures of youth playing the game, testimonials of 4-H members who played the game, what skill is being worked on, and directions for the game. Explain how you came up with the game or adapted it to fit the needs of your group members.

DIVISION – 4-H SMALL ENGINES

Rules

1. All exhibitors must be enrolled in the Small Engines project.
2. Each exhibitor may enter any number of exhibits per class. Exhibits must have been completed during the current 4-H year. (To exhibit at the Kansas State Fair, 4-H'ers must be selected at the Edwards County Fair.)
3. Each Small Engines exhibit must include a "4-H Small Engines Form", which is available at <http://smallengines/engtechrks.com/>. This form must be attached to the outside of a 10" X 13" manila envelope. For notebooks, display boards, and posters, no additional exhibit information is required; no manila envelope is needed for these exhibits.
4. Items that have been used should be cleaned for exhibit.
5. A sheet of operating instructions must be included in the packet for any exhibit that is not self-explanatory.
6. All exhibits in this division are limited to standard, tri-fold display boards (36" X 48"), and items may not extend beyond 24" from the back board. All displays must be self-standing.

Small Engine Classes

- 101280 Display – Exhibit a display, selecting one of the following options:
1. A display identifying different engine or lawn and garden equipment parts, or a display showing the function of the various engine or lawn and garden equipment parts;
 2. A display identifying and explaining the function(s) of different special tools needed for small engine work;
 3. A display illustrating and providing the results of any one of the experiments that are included in the project books.
- No complete engines, lawn tractors, tillers, or chainsaws are permitted for display. Maximum tri-fold size is 3' X 4'.
- 101281 Maintenance – Exhibit a display that illustrates either:
1. Routine maintenance procedures;
 2. Diagnosing and troubleshooting specific problems in an engine.
- No complete engines, lawn tractors, tillers, chainsaws, etc., are permitted for display. Maximum tri-fold size of 3' X 4'.

- 101282 Operation – Exhibit an operable small engine (no more than 20 HP) overhauled or rebuilt by the member. Include a maintenance schedule for the engine and a brief description of the steps taken by the member overhauling or rebuilding the engine. The engine should contain no fuel in the tank or carburetor.

DIVISION – 4-H UNCREWED AIRCRAFT SYSTEMS

Rules

1. The 4-H members must be currently enrolled in the 4-H Uncrewed Aircraft Systems project to exhibit in this division.
2. Each exhibitor may enter any number of exhibits per class. Exhibits must have been completed during the current 4-H year. (To exhibit at the Kansas State Fair, 4-H'ers must be selected at the Edwards County Fair.)
3. The information that accompanies the UAS must be limited to the 4-H Exhibit Information Form, which is affixed to a 10" x 13" envelope. This envelope should NOT be attached to the UAS. This may be downloaded from <http://uas.engtech4ks.com/>. Any UAS exhibit not including this completed envelope will receive an automatic participation ribbon. Forms must be obtained and used that are dated by the Kansas State 4-H Office for the current year.
4. Exhibitors are encouraged to participate in consultative judging. Each exhibit may also include a video of the youth operating their UAS. This allows judges to get a better understanding of the exhibit and allows the youth the opportunity to fully demonstrate their exhibit. The video should be no longer than 8 minutes and should be placed on a USB drive.
5. Exhibitor's name, 4-H club, county/district, age, and years(s) in project must be tagged or labeled on the exhibit, educational display, notebook, and/or poster.
6. Uncrewed Aircraft Systems that include or depict weaponry of any kind will be disqualified.
7. For scratch-built UAS kits, if modifications are made to the exhibit, a page should be attached noting those modifications.
8. If a safety violation is noted by the judges, superintendent, or other staff, the exhibitor's exhibit, at the judges' discretion, will receive a participation ribbon.
9. The same UAS may be used by multiple exhibitors for different practical application entries.

Intermediate Division (Ages 10-13)

- 101300 Uncrewed Aircraft System - Designed and constructed by an exhibitor that is operated by a remote-controlled device. The UAS must not be a mere modification of an existing kit or plan. You may not exhibit a UAS that is purchased off the shelf in this class.
- 101301 Practical Application of an Uncrewed Aircraft System (constructed from a purchased kit)
This includes the UAS, plus one or more of the following: video, notebook, poster, display board, etc. This class is separate from educational exhibits. A tangible use would be mapping Russian olive trees, eroded soils, and bindweed in fields, etc. There are also many other non-agricultural UAS uses that would be appropriate for this class.

Senior Division (Ages 14 and older)

- 101302 Uncrewed Aircraft System - Designed and constructed by an exhibitor that is operated by a remote-controlled device. The UAS must not be a mere modification of an existing kit or plan. You may not exhibit a UAS that is purchased off the shelf in this class.

- 101303 Practical Application of an Uncrewed Aircraft System (constructed from a purchased kit)
This includes the UAS, plus one or more of the following: video, notebook, poster, display board, etc. This class is separate from educational exhibits. A tangible use would be mapping Russian olive trees, eroded soils, and bindweed in fields, etc. There are also many other non-agricultural UAS uses that would be appropriate for this class.

UAS Educational Exhibit Rules

1. For notebooks, display boards, and posters, no additional exhibit information is required. No manila envelope is needed for these exhibits.
2. Exhibits are to have a clear link to Uncrewed Aerial Systems.
3. Exhibits in posters, notebooks, and display boards must contain substantial supporting materials.
4. Educational display boards, posters, and notebooks should be creative and showcase details about the knowledge learned in the project during the current 4-H year. Value is placed on youth who can demonstrate how their skills have increased while completing the project. Each exhibit will be judged on uniqueness, creativity, neatness, accuracy of material, knowledge gained, and content. An exhibit judging score sheet is available at <http://uas.engtech4ks.com/>.
5. Follow copyright laws, citing all sources of information in a standard notation. Sources of information must be cited on the front of your exhibit, including all posters and educational display boards.
6. Educational displays are not to exceed a standard commercial 4' high X 3' wide X 2' deep. No card table exhibits will be allowed. Care should be taken to use durable materials that will withstand Edwards County Fair conditions.
7. Posters are limited to commercial 3' X 4' tri-fold display boards.
8. "Construction Kits" that are part of educational displays must be contained in cases (tackle boxes, sealable containers, etc.) that may not be larger than 1' x 2' x 2' and must have a latch that securely keeps all components contained in the "Construction Kits." Other components are to adhere to appropriate dimensions.
9. Educational Project notebooks must be organized in a 3-ring binder.
10. Any three-dimensional poster or display board exhibits may not be thicker than 2 inches.
11. For educational displays and/or posters, the exhibitor's name, 4-H club, county/district, age, and year(s) in the project must be tagged or labeled on the back of the exhibit. Exhibit cards are not sufficient as they may be removed or repositioned for display. Failure to label an exhibit may result in a one-ribbon placement deduction.
12. Exhibits should possess the following qualities (in no particular order):
 - a. A central theme;
 - b. What you want others to learn;
 - c. Be designed and constructed in a manner befitting the exhibit;
 - d. Be something you are interested in;
13. If a safety violation is noted by judges, the superintendent, or Extension staff, the exhibitor's exhibit, at the judge's discretion, will receive a participation ribbon.

Uncrewed Aircraft System – Intermediate Educational Division (Ages 9-13)

- 101303 Intermediate Unmanned Aerial System Educational Display
101304 Intermediate Unmanned Aerial System Educational Notebook
101305 Intermediate Unmanned Aerial System Educational Poster

Uncrewed Aircraft System – Senior Educational Division (Ages 14 and older)

101306	Senior Unmanned Aerial System Educational Display
101307	Senior Unmanned Aerial System Educational Notebook
101308	Senior Unmanned Aerial System Educational Poster

DIVISION – 4-H VETERINARY SCIENCE

1. The 4-H members must be currently enrolled in the Veterinary Science project to exhibit in this division.
2. A Veterinary Science exhibit may consist of a poster, notebook, or project display. The exhibit may represent material from any of the Veterinary Science projects, including entry-level exhibits from Unit 1.
3. If photographs are to be part of the exhibit, remember that they will be viewed by the public. Make sure that the photographs are in good taste and will not be offensive to anyone. Graphic photographs of excessive bleeding, trauma, or painful procedures are not appropriate. For exhibits related to veterinary surgical procedures, aseptic techniques need to be shown, for example, the use of drapes, sterile procedures, wearing of gloves, and other appropriate veterinary medical practices.
4. First-Aid Kits: Because of public safety concerns and risk of theft of first-aid kit contents (veterinary drugs/equipment) with perceived potential for drug abuse, animal first aid kits containing any drugs or medications will be immediately disqualified and not displayed. First Aid kits wishing to include medication information should instead utilize written descriptions, photographs, drawings, computer-generated print-outs, or empty packaging of pharmaceuticals.
5. Veterinary Science Posters: This exhibit presents the view with a design that is simple and direct, unlike a display that usually presents more information. A poster should not exceed 22" x 30" and may be either vertical or horizontal.
6. Veterinary Science Displays: A Display may include, but is not limited to, a 3-dimensional exhibit, a scale model, the actual product (for example: skeleton, teeth, samples of leather, fur, or dried skin damaged by disease or parasites), or a notebook. A display is not a poster. A display may be mounted on poster board not to exceed 22" x 28" or on ¼" plywood or equivalent that does not exceed 24" high or 32" wide or in a three-ring binder or another bound notebook format.
7. Veterinary Science Notebooks: Individual entries are to be placed for display in a three-ring notebook for competition. Notebooks may not be larger than 8½" x 11".
8. Neither the Edwards County Fair, 21 Central Extension District, nor KSRE 4-H Youth and Development is liable for the loss or damage of any personal property included as part of your poster, display, or notebook.
9. Appropriate topics include Maintaining Health; Specific Disease Information; Photographic Display of Normal and Abnormal Characteristics; Animal Health or Safety; Public Health or Safety; Proper Animal Management to Ensure Food Safety and Quality; Efficient and Safe Livestock Working Facilities; and a topic of the exhibitor's choosing related to veterinary medicine or veterinary science.
10. Because these are science displays, all references and information must be properly cited. Proper sources include but are not limited to professional journals and publications, professional AVMA-accredited websites, interviews with veterinarians, and excerpts from

veterinary education literature. Plagiarism will result in disqualification. Please study your topic and present the information to your audience in your own words.

Veterinary Science Classes

101320	Veterinary Science Notebook
101321	Veterinary Science Poster
101322	Veterinary Science Display

DIVISION – 4-H VISUAL ARTS

Arts & Crafts

1. A 4-H'er may enter 4 entries per class with a limit of 7 entries per 4-H Visual Arts & Crafts Division.
2. **Each Visual and Fine Art exhibit will need a completed Judging Rubric at check-in time.** All Visual and Fine Arts exhibits are evaluated using a Visual Arts Rubric. The 4-H member is responsible for filling out the top part of the rubric for judging purposes. Members are encouraged to think about this rubric, similar to a recipe – this is to assist with consultative judging, or those who do not participate in consultative judging. Exhibits will be lowered one ribbon if the rubric is not filled out by a 4-H member.
3. An exhibit that is to be hung should be appropriately framed/mounted with hangers attached so it can be displayed as such.
4. 4-H members may display exhibits only in classes in which they are enrolled.
5. **Designate on entry tag, rubric, and label if work is considered to be original in design** (not a kit, did not use a pattern or copy another person's idea, etc.) Exhibitors are encouraged to create original designs. (Follow copyright laws, citing all sources of information in a standard notation.) Kits and preformed molds are not considered original. If a photo, sketch, or other idea source was used, submit it with your entry, firmly attached to your exhibit. Sources of information must be cited in your exhibit.
6. A "kit" is described as any art project that comes pre-packaged or boxed as a "kit". This is not allowable for most Visual and Fine Arts projects. Examples include: paint by numbers, diamond art kits, string art, etc.
7. **Leather project kits are acceptable due to leather being precut for particular projects.** If a 4-H member makes their own leather pattern, that should be explained on the rubric and the pattern included.
8. "Original Art" – is described as a 4-H member creating their own pattern or art project that contains paint, diamond art beads, string art, or any other medium, then it becomes their own work, and in turn can evolve into an allowable project. Combining parts of different patterns (pictures, photographs, images from the internet or a magazine) with the member's own ideas can result in an original design. Changing only the color, pattern, or size does not make the design original. **The design process for original art by the 4-H member must be explained in the judging rubric.**
9. Two-Dimensional Art is described as a form of visual art that exists on a flat surface and has width and height but no depth. Examples: drawings, paintings, and prints.
10. Three-Dimensional Art is described as a form of art that has height, width, and depth and can be viewed from multiple angles. 3D art takes up physical space. Examples: clay molding, glass blowing, sculptures, castings, modeling, carving, and construction.

11. Painted craft versus glazed pottery is when a 4-H member uses acrylic paint on pre-made ceramic pieces; it is considered a painted craft. When a 4-H member applies glaze to greenware and the piece is fired, that is considered pottery/ceramics.
12. Multipiece items should be marked accordingly.
13. No plants or plant materials needing watering can be entered as an art display or item.
14. One item from each of the 5 categories will be selected for the Kansas State Fair. (Fine Arts, Clay & Ceramics, Leather & Jewelry, 3-Dimensional, and General Crafts)

Junior (7-9 years old) Division

- | | |
|--------|---|
| 101330 | Paper Construction (cut & paste) |
| 101331 | Printing |
| 101332 | Fiber |
| 101333 | Crafts |
| 101334 | Carving |
| 101335 | Leather (kit) |
| 101336 | Flower Arrangement (dried, silk, plastic, etc.) |
| 101337 | 3-D Construction |
| 101338 | Jewelry |
| 101339 | Glass |
| 101340 | Recycled Materials |
| 101341 | Holiday |
| 101342 | Other – small |
| 101343 | Other – large |

Intermediate (10-13 years old) Division

- | | |
|--------|---|
| 101344 | Printing |
| 101345 | Fabrics or Fibers |
| 101346 | Leather (kit) |
| 101347 | Crafts |
| 101348 | Carving |
| 101349 | Flower Arrangement (dried, silk, plastic, etc.) |
| 101350 | 3-D Construction |
| 101351 | Jewelry |
| 101352 | Glass |
| 101353 | Recycled Materials |
| 101354 | Holiday |
| 101355 | Other – small |
| 101356 | Other – large |

Senior (14-18 years old) Division

- | | |
|--------|--|
| 101357 | Carving |
| 101358 | Leather (kit) |
| 101359 | Leather (original) |
| 101360 | Crafts |
| 101361 | Flower Arrangements (dried, silk, plastic, etc.) |
| 101362 | 3-D Construction |
| 101363 | Jewelry |
| 101364 | Fabrics & Fibers |
| 101365 | Glass |
| 101366 | Recycled Materials |
| 101367 | Holiday |

101368 Other – small
101369 Other Large

Miscellaneous Division (All Age Groups)

300000 Barn Quilt Contest (see Special Contests)
300200 Lego Contest (see Special Contests)

4-H FINE ARTS

1. A 4-H'er may enter 4 entries per class with a limit of 7 entries per 4-H Fine Arts Division.
2. Articles exhibited should be an original design created by exhibitor. 4-H exhibitors should avoid using copyrighted and/or trademarked materials whenever possible, by originating his/her work.
3. Designate on entry tag and label if work is considered to be original in design (did not use a pattern or copy another person's idea, etc.)
4. The exhibit that is to be hung should be appropriately framed/mounted with hangers attached so it can be displayed as such. All exhibits must have a wire or sawtooth hanger attached for hanging. (no string and tape)
5. 4-H members may display exhibits only in classes in which they are enrolled.
6. Edwards County may submit one or two entries for Fine Arts at the Kansas State Fair. Items will be selected during the Edwards County Fair.

Junior Fine Art Classes (7-9 years old)

101370 Drawing or Painting
101371 Sculpting
101372 Ceramics
101373 Pottery
101374 Pottery (wheel thrown)
101375 Other

Intermediate Fine Art Classes (10-13 years old)

101376 Drawing or Painting
101377 Sculpting
101378 Ceramics
101379 Pottery
101380 Pottery (wheel thrown)
101381 Other

Senior Fine Art Classes (14-18 years old)

101382 Drawing or Painting
101383 Sculpting
101384 Ceramics
101385 Pottery
101386 Pottery (wheel thrown)
101387 Other

DIVISION – 4-H WILDLIFE

1. Exhibitors must be enrolled in the Kansas 4-H Wildlife project to exhibit in this division.
2. See General Regulations – 4-H Section
3. **EXHIBITORS MUST COMPLY WITH STATE AND FEDERAL LAWS.** It is illegal to possess threatened or endangered wildlife, or the feathers, nests, or eggs of non-game birds. Game birds and game animals taken legally during an open season may be used. The use of live wild animals in educational exhibits is prohibited.
4. **No “live” ammunition containing propellant or explosive powders may be used in any display.** An inert substitution must be used in lieu of powder and “live” ammunition; the substitution must be clearly described on the back of the poster, display, or in a notebook.
5. Exhibits MUST NOT display, describe, or depict firearms or firearm components that are not allowed by the 4-H Shooting Sports National Minimum Standards.
6. Edwards County Fair Board, 21 Central Extension District, and KSRE 4-H Youth & Development are not responsible for damage during the exhibition period.
7. Exhibits in this division are open to educational displays, promotional posters, or experiential displays. Exhibits should reflect learning in the project area.
8. Name, 4-H club, county/district, age, and year in project should be in a prominent location on the exhibit.
9. The exhibit size rule will be strictly enforced. Exhibits exceeding the size guidelines will be disqualified. The maximum exhibit size for all exhibits in their division is 4’ X 6’. Large exhibits will be turned away.
10. Educational Display: must be the standard tri-fold board ONLY, must not exceed standard tri-fold 3’ X 4’ unless there is a topper that sits on top of the board and does not take up additional table space. No additional table space is available for promotional brochures or display items; content not to exceed display board borders. Displays are to be self-standing.
11. Posters must be flat and no larger than 22” x 30”; content not to exceed display board borders. Exhibits may be displayed on walls.
12. Notebooks: Individual entries are to be placed for display in a three-ring notebook for competition. Notebooks may not be larger than 8½” x 11”.
13. 4-H exhibitors should avoid using copyrighted and/or trademarked materials whenever possible, by originating his/her work. Copyrighted and/or trademarked materials used in exhibits for endorsements or promotion instead of educational purposes will be disqualified and will not be displayed or receive ribbons or premiums.
14. Wildlife exhibits that reflect harvesting of wildlife must follow National Minimum Standards and Best Practices <https://4-hshootingsports.org/wp-content/uploads/2024/01/12.13.23-Minimum-Standards-Update.pdf> MUST be followed as well as the Kansas 4-H Shooting Sports Handbook https://bookstore.ksre.ksu.edu/pubs/kansas-4-h-shooting-sports-handbook_4H1101.pdf and Kansas Fish and Game Laws. Exhibits outside these standards will be disqualified.
15. Exhibit topics regarding firearm care, handling, and shooting will only be accepted from 4-H youth enrolled in specific 21 Central District-approved 4-H Certified Shooting Sports Programs.
16. Exhibits will not be accepted if they are related to reloads.

Wildlife Display & Notebook Classes

- 101400 Promotional Poster – must relate to something learned in the Wildlife Project (flat poster board or foam board no larger than 22” x 28”), i.e., types of traps, track identification, habitats of species, types of fishing lures, etc.
- 101401 Notebook – contents pertain to some phase, results, story, or information about the wildlife project.
- 101402 Educational Display – must be related to something learned in the wildlife project (i.e., life cycle of species, animal adaptations, food sources of Kansas wildlife, food chain illustrations, etc.).

Wildlife Experiential/Other Classes

- 101403 Fish Harvesting Equipment – (SF168) – on a board display, equipment used in fish harvesting. Examples: fishing knots, hooks (with corks over ends for safety), lures. Label all items displayed. Include in your exhibit the following information: the purpose of each item, and when or where each item is used.
- 101404 Build a Fishing Rod – (SF 169) – A fishing rod educational exhibit may not exceed 96 inches in length. The exhibit must be mounted on a board. Include it with the exhibit. Explanation of the cost of materials/components and how many hours are required for construction. Label all parts. Necessary components which must be included are grip, line guides (based on the manufacturer's specifications), guide wraps, and a hook keeper. The reel seat needs to be aligned with the guides, and the guides aligned accurately down the rod. Guide wraps of size A to D, nylon or silk thread. The exhibit will be judged on workmanship, labeling of parts, information, and neatness.
- 101405 Casting Target – (SF 170) – make a casting target for exhibit and use. Target must be under 48” x 48”. The bullseyes must be 2 feet, the outer band must be 1 foot in diameter, and can have up to 3 rings. The exhibit must be easy to store, durable, and weather-resistant. Include the purpose and rules of using your casting target.
- 101406 Wildlife Harvesting Equipment – (SF 171) – on a board display, equipment used in harvesting wildlife. Examples: expended ammunition casing (no live ammunition permitted), steel traps, hide stretchers, fleshers, etc. For displays of shotguns, rifles, or bows, use drawings or pictures. Label all items displayed: the purpose of each item, when or where it is used, and personal experiences with the item.
- 101407 Inventing Wildlife/Fish Harvesting Equipment, Aid, or Accessories – (SF 168) – use engineering principles to invent or adapt equipment that helps you harvest fish or wildlife. This could include wildlife calls, an adapted fishing pole for shallow water, a blind, decoys, etc. Share your drawing (or adapted plans), how the equipment works, how you tested it, and the results of testing your prototype, and any adjustments you made.
- 101408 Tanned Hides – (SF 172) – exhibit of a wild animal hide properly processed by the member. If not mounted, it must be in a clear clothing bag with a hanger. Include the animal's name and the following: information about the exhibitor's personal field experiences, study, OR observations that relate to the exhibit.
- 101409 Taxidermy – (SF 172) – any legal fish, bird, or other wild animal properly processed by the member. No requirement as to mounting. Include the animal's name and the following: information about the exhibitor's personal field experiences, study, OR observations that relate to the exhibit.
- 101410 Wildlife Tracks – (SF 158) – a board or diorama-type box exhibit. Make a display of animal tracks using Plaster-of-Paris casts. There are 3 options. For all options, include a brief description of your experiences in making the tracks so the judges

better understand what you did and learned. Positive casts (impressions as they would be in nature) are preferred.

- Option 1 – Show Plaster-of-Paris tracks of five or more kinds of wildlife along with a picture or illustration of each kind of animal; OR
- Option 2 – Show two or more Plaster-of-Paris tracks of one specific kind of wildlife, and should include a picture or illustration of the animal; OR
- Option 3 – Show two tracks and include the animal's habitat needs, including preferred food, shelter, water, and space, in addition to the picture or illustration of the animal.

101411 Wildlife Knowledge Check – (SF 159) – use electrical circuits, pictures, or other methods of teaching wildlife identification, or other wildlife conservation, or shooting sports-related knowledge. Plan size and shape to fit the display area of 24" x 24" (maximum).

101412 Houses – (SF 165) – make a house for wildlife. Examples: bird house (bluebird, purple martin, wood duck, kestrel, barn owl, etc.) or bat house; no insect houses. Make the house functional so that dimensions, hole size, etc., are appropriate to fit the intended species' needs. Include the following information: 1) the kinds of animal(s) for which the house is intended, 2) where and how the house should be located for best use, 3) any seasonal maintenance needed, and 4) any evidence of your personal observations or experiences.

101413 Feeders/Waterers – (SF 166) – make a bird bath or feeder. Examples: seed, suet, or nectar feeders. Squirrel feeder allowed; no insect feeders. Include the following information: 1) the kinds of animal(s) for which the waterer/feeder is intended, 2) where and how the waterer/feeder should be located for best use, 3) any seasonal maintenance needed, 4) any evidence of your personal observations or experiences.

DIVISION – 4-H WOODWORKING

1. Exhibitors must be enrolled in the Kansas 4-H Wildlife project to exhibit in this division.
2. See General Regulations – 4-H Section.
3. Any number of entries may be made per class.
4. The plan from which the exhibit was constructed **MUST** be with the article to be judged. The plan may be a photocopy, the actual pattern, or a scale drawing. It must be complete and accurate to the extent that a duplicate article could be built using the plan as a guide. (Please Note: A set of step-by-step instructions is **NOT** a plan.)
5. Projects with missing or insufficient plans will be lowered on the ribbon placement.
6. The plans and all other paperwork should be enclosed in a zip-top plastic bag with a hole punched through it and tied or otherwise secured to the project in some manner.
7. The use of materials other than wood should be kept to a minimum.
8. Projects that have unsecured glass (i.e., glass shelves, glass top of a coffee table, etc.) should be brought **NOT** be brought to the Edwards County Fair. Glass that is secured in the project (i.e., glass front of a gun case or cabinet, etc.) is permissible since it cannot be easily removed.
9. **Extra pieces that go with your woodworking project (i.e., bean bags to go with a cornhole set, building blocks to go with a play table, etc.) SHOULD NOT be submitted with the project.**
10. Exhibitors are encouraged not to enter projects made from pre-cut kits.
11. In judging woodwork articles, consideration will be given to workmanship (accuracy to the plans), design, choice of wood, suitability, quality of finish, and usefulness.

12. Firearms and weapons are NOT to be entered or exhibited at the Edwards County Fair under the guidance of the Kansas 4-H Youth Development Department.
13. Projects with “fractal burning” are NOT ALLOWED in any Edwards County Fair exhibits in the 4-H Youth Development Department. Example – electrical burning to make black linework on artwork. This is in agreement with the American Association of Woodturners (AAW).

Woodworking Classes

- | | |
|--------|--|
| 101420 | Articles for Farm/Shop Use |
| 101421 | Furniture for Household or Lawn Use |
| | Article Made with Recycled Wood |
| | <i>(No Class at Kansas State Fair)</i> |
| 101424 | Refinished Wood Article or Furniture |
| | <i>(No Class at Kansas State Fair)</i> |
| 101425 | Wood Craft |
| 101426 | Other Articles |



2025 Edwards County Open Class Fair Book

OPEN CLASS GENERAL REGULATIONS

1. Any person can enter the Edwards County Fair.
2. See the Fair Schedule for the Open Class entry schedule. All entries must be made and exhibits in place during the time listed unless otherwise specified. Exhibits will be released by superintendents according to the Fair schedule.
3. All exhibits will be accepted when the exhibit is brought to the Fair with a correctly and completely filled out entry tag attached. Entry tags may be obtained at the Edwards County Extension Office prior to the Fair or at the Fair Building during check-in.
4. Exhibits having taken awards/prizes at previous Edwards County Fairs are not eligible for exhibit, excluding animals.
5. Entries must be the product of the exhibitor and produced within the last 5 years.
6. All entries must be made in the name of the owner.
7. Age will be determined by the exhibitor's age on January 1st of the current year. Age groups are: Children – 6 and under; Youth – 7-18; Adult – 19 and over. No one under the age of 3 will be allowed to show livestock.
8. The top 3 class entries will be placed with a 1st, 2nd, or 3rd place ranking based on quality and the decision of the judge.
9. One Grand Champion and one Reserve Grand Champion will be awarded per division if quality merits.
10. Open Class Premiums will be: 1st - \$3.00, 2nd - \$2.00, 3rd - \$1.00 unless otherwise stated. Special Awards override premiums.
11. All Open Class premiums will be paid at the check-out only. No Open Class premiums will be paid after the Fair and will not be mailed. See the Fair schedule for check-out time.
12. "Miscellaneous" or "Other" classes may be divided for judging and premiums if at least four "like" articles are entered.
13. Superintendents will be in full charge of their division. Superintendents will be able to divide classes into professional and amateur classes, where needed, at the Fair Board's discretion.
14. Articles, products, or animals not listed in the premium book will be ineligible to compete for prizes.
15. No special prizes will be solicited or awarded in any division unless authorized by the Edwards County Fair Board.
16. No premiums will be paid on articles removed from the grounds before the close of the Fair, without the written permission of the superintendent or Fair Board.
17. All exhibits will be under the care and control of the Edwards County Fair Association. While due care and caution will be exercised for their safekeeping, neither the Association, its officers, directors, agents, or employees will be responsible for the loss, theft, or damage of personal property on the Fairgrounds.
18. The Edwards County Fair Board reserves the right to remove from the fairgrounds any exhibit, animal, concession, or show that may be falsely entered, or which in any manner may be deemed objectionable, or if in the opinion of the superintendents, animals not receiving proper care.
19. No live ammunition will be allowed to be displayed.

20. Projects with “fractal burning” are NOT ALLOWED in any Edwards County Fair exhibits in the 4-H Youth Development Department. Example – electrical burning to make black linework on artwork. This is in agreement with the American Association of Woodturners (AAW).
21. Grievance Policy: All grievances must be in writing and accompanied by a \$50 filing fee. The Edwards County Fair Board will act upon a written grievance within 48 hours of filing.
22. The Edwards County Fair Board reserves the sole and absolute right to construct its own rules and regulations and to determine arbitrarily all matters or deference in regard thereto.
23. Commercial booths will ONLY be released early by special request to the Edwards County Fair Board for their approval.
24. All exhibits will be released by the superintendents at the appointed time according to the Fair schedule.

OPEN CLASS LIVESTOCK GENERAL REGULATIONS

1. See General Health Requirements in the 4-H Section.
2. Open Class livestock entries are not required to stall at the County Fair.
3. Livestock exhibitors must show their own entries. Exceptions may be made at the discretion of the Fair Board.
4. No one under the age of 3 will be allowed to show livestock.
5. Exhibitors are asked to dress appropriately for showing livestock.
6. Exhibitors must furnish their own feed, water, and equipment for all livestock exhibits.
7. Equipment brought to the fair should be marked.
8. Exhibitors are expected to keep their animals cared for and their pen or stall space clean. Premiums can be withheld for failure to do so.
9. For animals stalling at the Fair: Each animal must be marked with a stall card. These cards may be picked up at the Extension Office prior to the Fair or at the Fair Office during the Fair.
10. Pens & stalls must be cleaned before the superintendent will release livestock projects from the fair. If stalls & pens are not cleaned, premiums will NOT be paid.
11. For livestock of wild nature, the superintendent and/or Extension Agent will decide whether it is reasonably safe to allow the animal to enter the show ring.
12. Rules and regulations for the Fair Horse Show will follow those outlined in the Kansas 4-H Horse Show Rule Book.
13. No artificial coloring will be permitted above the flank. Any product administered internally or used externally to alter the conformation and/or appearance of an animal for exhibition is prohibited. This includes the covering of skin coloring not characteristic of the breed’s identity, false tail heads (or use of false hair), and the use of any substance to color hair (or wool).
14. No intact males permitted in any class.
15. Unethical fitting of show animals is not allowed and will result in disqualification. The exhibit must be the handwork of the exhibitor.
16. There will be no duplication of a livestock exhibit by a 4-H exhibitor in the Open Class section.

OPEN CLASS ANIMAL DIVISIONS

DIVISION – OPEN CLASS BEEF

1. All market steers and heifers must have been born after January 1 of the previous year.
2. Market steer and heifer classes will be split according to weight. All market steers and heifers will be weighed when entered. Classes will be determined by the superintendent after weigh-in.
3. No artificial coloring may be used. Unethical fitting of show animals is not allowed and will result in disqualification. The exhibit must be the handwork of the exhibitor
4. Classes may be combined or split at the discretion of the superintendent.
5. No bulls allowed.
6. A Grand Champion and Reserve Grand Champion will be chosen for the division based on quality merits.

Breeding Beef

- | | |
|--------|--|
| 200000 | Jr. Heifer Calf (calved Jan. 1 st or after of the current year) |
| 200001 | Sr. Heifer Calf (calved before Dec. 31 st of the previous year) |
| 200002 | Heifer or Cow (calved before Jan. 1 st of the previous year) |

Market Beef

- | | |
|--------|---------------|
| 200003 | Market Steer |
| 200004 | Market Heifer |

Bucket Calf

- | | |
|--------|---|
| 200005 | Bucket Calf (calved after Jan. 1 st & before May 1 st of the current year – an orphaned calf) |
|--------|---|

DIVISION – OPEN CLASS DAIRY

1. A Grand Champion and a Reserve Grand Champion will be chosen in the division based on quality merits.

Dairy Heifers

- | | |
|--------|--|
| 200006 | Jr. Heifer Calf (calved Jan. 1 st or after of the current year) |
| 200007 | Sr. Heifer Calf (calved before Dec. 31 st of the previous year) |
| 200008 | Heifer or Cow (calved before Jan. 1 st of the previous year) |

DIVISION – OPEN CLASS GOATS **(MEAT & DAIRY)**

1. Market goats must be born after December 1st of the previous year.
2. Breeding classes will be females only.
3. Market animals cannot be shown in breeding classes.
4. A Grand Champion and Reserve Grand Champion will be chosen in the Goat Division if quality merits.

Meat Goat

200010 Market Meat Goat

Breeding Goats

200011 Breeding Doe – Meat Type

200012 Breeding Doe – Dairy Type

DIVISION – OPEN CLASS HORSE

1. Rules and regulations for the Edwards County Fair Horse Show will follow those outlined in the Kansas 4-H Horse Show Rule Book.
2. Horses are shown at the owner's risk.
3. There will be no duplication of a class in the Open Class Section by a 4-H horse and rider.
4. Open Class classes will run consecutively with 4-H classes.
5. No stallions will be allowed.
6. Entrants are limited to one entry per class.
7. Walk/Trot entrants cannot enter any other performance classes that require a lope or any timed event class.

Showmanship & Halter

200020 Youth Horse Showmanship

200021 Adult Horse Showmanship

200022 Mares at Halter (all breeds/all ages)

200023 Geldings at Halter (all breeds/all ages)

Performance

200024 Leadline (participants must be 3-7 years of age with an adult on the leadline)

200025 Youth Walk/Trot Western Pleasure

200026 Youth Western Pleasure

200027 Adult Western Pleasure

200028 Youth Walk/Trot Western Horsemanship

200029 Youth Western Horsemanship

200030 Adult Western Horsemanship

200031 Youth Trail

200032 Adult Trail

200033 Youth Reining

200034 Adult Reining

Timed Events

200035 Youth Barrel Racing

200036 Adult Barrel Racing

200037 Youth Pole Bending

200038 Adult Flag Race

200039 Youth Flag Race

200040 Adult Flag Race

200041 Youth Key Race

200042 Adult Key Race

200043 Youth Fun Class

200044 Adult Fun Class

DIVISION – OPEN CLASS POULTRY

1. Limit of seven (7) entries per this Division.
2. All poultry will be judged according to the breed standards.
3. No bird can be used in more than one class.
4. If poultry originates from a pullorum-typhoid clean or the equivalent flock, the exhibitor needs to present a certificate stating this fact.
5. All exotic birds must be accompanied by a receipt of purchase. All exotic birds must be purchased from a breeder and not obtained from the wild.
6. Young birds are defined as being hatched after January 1st of the current year. Old bird is defined before January 1st of the current year.
7. A Grand Champion and Reserve Grand Champion will be chosen in the Poultry Division if quality merits.

Poultry

200060	Standard Breeds, Large Fowl, Young Pen (2 pullets & 1 cockerel)
200061	Standard Breeds, Large Fowl, Young Single Bird (either sex)
200062	Standard Breeds, Large Fowl, Old Pen (2 hens & 1 cock)
200063	Standard Breeds, Large Fowl, Old Single Bird (either sex)
200064	Standard Breeds, Bantams, Young Pen (2 pullets & 1 cockerel)
200065	Standard Breeds, Bantams, Young Single Bird (either sex)
200066	Standard Breeds, Bantams, Old Pen (2 hens & 1 cock)
200067	Standard Breeds, Bantams, Old Single Bird (either sex)
200068	Production Pullets - Pen of 3 (standard-bred, crossbred, or strain-cross pullets to be judged on egg production qualities)
200069	Production Hens - Pen of 3 (standard-bred, crossbred, or strain-cross pullets to be judged on egg production qualities)
200070	Meat-Type Chickens – Pen of 3 (standard-bred, crossbred, or strain-cross pullets to be judged on egg production qualities)
200071	Turkeys – All Breeds (one bird of either sex)
200072	Ducks – All Breeds (one bird of either sex)
200073	Geese – All Breeds (one bird of either sex)
200074	Guineas – All Breeds (one bird of either sex)
200075	All Other Poultry (one bird of either sex)

DIVISION – OPEN CLASS RABBITS

1. A Grand Champion and a Reserve Grand Champion will be chosen in the Rabbit Division based on quality merits.
2. **Be sure to list the breed.**

Rabbit

200080	Jr. Doe (under 6 months of age)
200081	Sr. Doe (8 months of age or older)
200082	Jr. Buck (under 6 months of age)
200083	Sr. Buck (8 months of age or older)
200084	Meat Pen – All Rabbits of One Breed (maximum weight 5 lbs each)

DIVISION – OPEN CLASS SHEEP

1. Market lambs will include both whether and ewe lambs born on or after January 1st of the current year.
2. Animals shown as market lambs cannot be shown in breeding classes.
3. Market lamb classes will be split according to weight. All market lambs will be weighed when entered. Classes will be determined by the superintendent after weigh-in.
4. No artificial coloring may be used.
5. All lambs must be slick shorn with an even length of wool covering above the hock and knee (head excluded). Wool length should not exceed .2 inch.
6. Unethical fitting of show animals is not allowed and will result in disqualification. The exhibit must be the handwork of the exhibitor.
7. Classes may be combined or split at the discretion of the superintendent.
8. No rams allowed.
9. A Grand Champion and Reserve Grand Champion will be chosen for the division based on quality merits.

Market Lambs

200090 Market Lamb

Breeding Sheep

200091 Ewe Lamb (born on or after Sept. 1st of the previous year)

200092 Yearling Ewe (born before Sept. 1st of the previous year)

200093 Aged Ewe

DIVISION – OPEN CLASS SWINE

1. Market hogs will include both barrows and gilts born on or after January 1st of the current year.
2. Animals shown as market hogs cannot be shown in breeding classes.
3. Market hog classes will be split according to weight. All market hogs will be weighed when entered. Classes will be determined by the superintendent after weigh-in.
4. All hogs must be washed and cleaned before they are checked in at the County Fair.
5. Unethical fitting of show animals is not allowed and will result in disqualification. The exhibit must be the handwork of the exhibitor.
6. Classes may be combined or split at the discretion of the superintendent.
7. No boars allowed.
8. A Grand Champion and Reserve Grand Champion will be chosen for the division based on quality merits.

Market Hogs

200100 Market Hog

Breeding Gilts

200101 January Gilt (born in January of the current year)

200102 February Gilt (born in February of the current year)

200103 March Gilt (born in March of the current year)

OPEN CLASS

GENERAL EXHIBIT DIVISIONS

DIVISION – OPEN CLASS BOOTHS & BANNERS

1. Any civic or community club, service organization, business, or qualified individual may enter this division.
2. Booth space is to be reserved through the Edwards County Extension Office. Booth space is limited and will be reserved on a first-come, first-served basis.
3. All exhibits are subject to Fair Board approval.
4. The entry tag must be attached to the entry. Each entry should also be labeled with the exhibitor's name, where it is easily seen.
5. Booths/banners may depict some phase of community service activity, educational message, or phase of club work.
6. Booth sizes are approximately 8' x 6'.
7. Banner dimensions are to be no less than 12 and no more than 16 square feet with a minimum of 3 feet on one side.
8. Banners must be made of materials that permit the banner to be folded or rolled without damaging the display. Three-dimensional objects should not be attached to the front of the banner.
9. Booths/banners must be completed and removed according to the booth/banner policy available at the Extension Office.
10. Each entry will be judged on the following basis: Educational Value - 40%; Interest and Originality - 20%; Appearance - 20%; Quality of Display Material – 20%.
11. Exhibitors not taking care of their booths will forfeit prize money.
12. Premiums will be paid: 1st - \$20; 2nd - \$15; 3rd - \$10.
13. A Grand Champion and a Reserve Grand Champion will be chosen for the division based on quality merits.

Booths

- | | |
|--------|-------------------|
| 200120 | Educational Booth |
| 200121 | Commercial Booth |

Banners

- | | |
|--------|--------------------|
| 200122 | Educational Banner |
| 200123 | Commercial Banner |



DIVISION – OPEN CLASS DEVELOPMENTALLY DISABLED ARTS & CRAFTS

1. The entry tag must be securely attached to the item.
2. The exhibit that is to be hung should be appropriately framed/mounted with hangers attached so it can be displayed as such.
3. Designate on the entry card and label if work is considered to be original in design (not a kit, did not use a pattern or copy another person's idea, etc.)
4. A Grand Champion and Reserve Grand Champion will be chosen for the division based on quality merits.

Arts & Crafts

200130	Painting
200131	Ceramics
200132	Carving
200133	Leather
200134	Fabrics & Stitchery
200135	Wood & Metal
200136	Crafts
200137	Collections
200138	Other

DIVISION – OPEN CLASS CLOTHING AND TEXTILES

1. The entry tag must be attached to each entry.
2. Articles having taken prizes at previous Edwards County Fairs are not eligible to exhibit.
3. All articles exhibited shall be handmade by the exhibitor within the last 5 years. If quilts are quilted by someone other than the exhibitor, please note on the entry card.
4. Garments must be clean before entering.
5. Each class will be divided into age categories; please indicate the age category on the entry card.
6. Outfit means all pieces need to be worn at the same time.
7. An item 12" or more is considered large; 11" or under is considered small.
8. A Grand Champion and Reserve Grand Champion will be chosen for the division based on quality merits.

Home Sewing

200150	Constructed Article
200151	Constructed Garment
200152	Constructed Outfit
200153	Constructed Item
200154	Constructed Other

Quilts – Hand Quilted

200155	Pieced
200156	Plain
200157	Appliqued
200158	Embroidered
200159	Crib Quilt
200160	Crib Quilt – Tied
200161	Other Quilt
200162	Other Patchwork Item

200163	Tied Quilt
Quilts – Machine Quilted	
200164	Pieced
200165	Plain
200166	Appliqued
200167	Embroidered
200168	Crib Quilt
200169	Other Quilt
200170	Other Patchwork Item

DIVISION – OPEN CLASS ARTS

Crafts Division

1. Articles having taken prizes at previous Edwards County Fairs are not eligible for exhibit.
2. Entries must be the product of the exhibitor and produced within the last 5 years.
3. Each class will be divided into age categories. Indicate age category on the entry card.
4. Classes will be split according to amateur and professional; list on entry tag. A professional is anyone who sells or teaches crafts.
5. Classes will be divided if 5 or more of the same type.
6. 1st, 2nd, and 3rd place ribbons and premiums will be awarded in each class in each age category if quality merits.
7. Exhibits to be hung should be appropriately framed and have a hanger attached to allow hanging for display.
8. An item 12” or more is considered a large item; 11” or under is a small item.
9. A Grand Champion and Reserve Grand Champion will be chosen for the division based on quality merits.

Arts & Crafts

200190	Candles
200191	Wheel Thrown or Hand-Built Pottery Ceramics
200192	3-Dimensional Craft
200193	Decoupage Item
200194	Doll (made of natural or man-made materials)
200195	Weaving or Macramé
200196	Fiber Craft
200197	Stained Glass
200198	Glass Craft
200199	Christmas Item
200200	Other Holiday Item
200201	Calligraphy
200202	Jewelry
200203	Leather Craft
200204	Metal Craft
200205	Craft Using Recycled Material
200206	Nature Craft
200207	Mosaic
200208	Craft Kit
200209	Arrangement with Dried Materials
200210	Arrangement with Artificial Materials
200211	Felt Tip Pen or Crayon Picture or Poster
200212	Paint by Numbers

200213	Paper Quilling or Cutting
200214	Wood Carving
200215	Wood Burning
200216	Items Made with Small Wood Items (clothes pins, popsicle sticks, toothpicks)
200217	Items Made with Recycled Wood
200218	Wood Craft (kit)
200219	Wood Craft (original design)
200220	Barn Quilts (not entered in Special Contest)
200221	Other

Fine Arts Division

1. See General Regulations – Open Class Section.
2. Each class will be divided into age categories. Indicate on the entry tag.
3. Adults should indicate on the entry tag the following:
 - a. Novice: Anyone who has not received a ribbon placing in a major art show.
 - b. Advanced: Includes art teachers, college students with a degree or working towards a degree in art, artists who have received awards in major art shows, or sold their work.
4. All paintings and drawings must be framed or matted for hanging to be ready to be hung.
5. Classes may be broken into categories by media at the discretion of the Superintendent and the Fair Board. Categories could be portrait, still life, and landscape.
6. A Grand Champion and Reserve Grand Champion will be chosen for the division based on quality merits.
7. There will also be a non-judged section for local artists to display their works for public viewing. This class will NOT be judged.

Fine Arts

200222	Acrylics
200223	Charcoal
200224	China Painting
200225	Crayon
200226	Ink
200227	Mixed Media
200228	Mixed Media Pastels
200229	Oil
200230	Other
200231	Pastel or Chalk
200232	Pencil
200233	Sculpture
200234	3-Dimensional
200235	Watercolors
220500	Local Art Display – This Class is NOT Judged (works will be for display only)

DIVISION – OPEN CLASS CROPS

1. No duplicate entries will be accepted from one farm.
2. The name of the hybrid or variety must be listed on the entry tag.
3. Each class will be divided into dryland and irrigated production as needed.
4. Place a label on the outside of the jar and a label on the grain inside the jar.
5. Immature grain sorghum heads will not be penalized for immaturity.
6. Exhibit only the number or amount specified in each class.
7. Handpicked entries are discouraged.
8. To encourage producers to exhibit mature crops, some classes will be for crops harvested the previous year.
9. The Market Wheat Show is a separate division with its own rules.
10. A Grand Champion and a Reserve Grand Champion will be chosen per division if quality merits.

Wheat Grain (see Market Wheat Show Division)

Other Small Grains (1 gallon)

- | | |
|--------|-----------------------|
| 200250 | Barley |
| 200251 | Triticale |
| 200252 | Oats |
| 200253 | Rye |
| 200254 | Any Other Small Grain |

Crop Stalks (10 stalks)

- | | |
|--------|-----------------------|
| 200255 | Hybrid Grain Sorghum |
| 200256 | Other Grain Sorghum |
| 200257 | Hybrid Forage Sorghum |
| 200258 | Other Forage Sorghum |
| 200259 | Silage Corn |
| 200260 | Grain Corn |

Miscellaneous Crops

- | | |
|--------|---|
| 200261 | Alfalfa Seed (1 quart) |
| 200262 | Alfalfa (one flake – approximately 6” in thickness and tied with string/twine in two directions - or slice from a small square bale or a 10” section cut from a large bale) |
| 200263 | Corn (1 gallon harvested in the previous year) |
| 200264 | Sorghum (1 gallon harvested in the previous year) |
| 200265 | Soybeans (bundle of 5 plants) |
| 200266 | Soybeans (1 gallon thrashed from the previous year’s crop) |
| 200267 | Miscellaneous Crop (1 gallon grain or 10 stalks) |

THE EDWARDS COUNTY FAIR BOARD'S ANNUAL

PREMIUM AUCTION

SUPPORT LOCAL TALENT

JOIN US!

Friday, July 11

@ 7:00 PM

For more information, visit us on Facebook at
<https://www.facebook.com/EdwardsCountyFairAssociation/>

Money raised supports local 4-H'ers
& the Edwards County Fair.



DIVISION – OPEN CLASS FIBER ARTS

1. The entry tag must be attached to each entry.
2. Articles having taken prizes at previous Edwards County Fairs are not eligible to exhibit.
3. All articles exhibited shall be handmade by the exhibitor within the last 5 years.
4. Each class will be divided into age categories; please indicate the age category on the entry card.
5. Classes will be split according to amateur and professional; list on entry tag. A professional is anyone who sells items.
6. An item 12" or more is considered large; 11" or under is considered small.
7. A Grand Champion and Reserve Grand Champion will be chosen for the division based on quality merits.

Applique

- | | |
|--------|---------------|
| 200280 | Small Article |
| 200281 | Large Article |
| 200282 | Other |

Counted Cross Stitch

- | | |
|--------|---------------------|
| 200283 | Large Framed Item |
| 200284 | Small Framed item |
| 200285 | Holiday Decorations |
| 200286 | Miscellaneous |
| 200287 | Other |

Crochet

- | | |
|--------|-----------------|
| 200288 | Small Article |
| 200289 | Large Article |
| 200290 | Afghan |
| 200291 | Baby Afghan |
| 200292 | Doilies (small) |
| 200293 | Doilies (large) |
| 200294 | Other |

Knitting

- | | |
|--------|------------------------------------|
| 200295 | Small Article |
| 200296 | Large Article |
| 200297 | Afghan |
| 200298 | Baby Afghan |
| 200299 | Article (made on knitting machine) |
| 200300 | Other Knitted Articles |

Stitchery

- | | |
|--------|---------------------------------------|
| 200301 | Cross Stitch |
| 200302 | Candlewicking, Crewel, or Needlepoint |
| 200303 | Embroidery |
| 200304 | Other Stitchery |

Miscellaneous

- | | |
|--------|----------------------|
| 200305 | Large Article or Set |
| 200306 | Small Article or Set |
| 200307 | Spinning |
| 200308 | Cutwork |
| 200309 | Macramé Weaving |
| 200310 | Other |

DIVISION – OPEN CLASS FLORICULTURE

1. Each class will be divided into age categories. Indicate on the entry tag.
2. Variety must be listed on the entry tag.
3. All entries, except dried and wild arrangements, must be grown by the exhibitor.
4. In cut flowers, containers are not considered, but should be of appropriate size. There will be a few single flower containers available at the Fair building.
5. Exhibit only the number specified in each class.
6. A Grand Champion and a Reserve Grand Champion will be chosen per division if quality merits.

Cut Flowers

- | | |
|--------|----------------------------|
| 200330 | Zinnia (1 large) |
| 200331 | Zinnia (3 small, alike) |
| 200332 | Marigold (1 large) |
| 200333 | Marigold (3 small, alike) |
| 200334 | Petunia (2 sprays) |
| 200335 | Gladioli (1 stem) |
| 200336 | Tea Rose |
| 200337 | Rose – multi-flowered stem |
| 200338 | Cosmos |
| 200339 | Sunflower |
| 200340 | Lilies |
| 200341 | Bulbs |
| 200342 | Vines |
| 200343 | Other Cut Flowers |

Potted Plants

- | | |
|--------|-------------------------------------|
| 200344 | Potted House Plant (flowering) |
| 200345 | Potted House Plant (non-flowering) |
| 200346 | Outdoor Patio Plant (flowering) |
| 200347 | Outdoor Patio Plant (non-flowering) |
| 200348 | Hanging Plant |

Arrangements

- | | |
|--------|---|
| 200349 | Centerpiece for Meal |
| 200350 | Arrangement |
| 200351 | Kansas Gold – Dried Wheat Arrangement (in container) |
| 200352 | Nature's Gift – Fresh Plant Material (dressing up wood or rock) |
| 200353 | Corsage of Fresh Plant Materials |



DIVISION - OPEN CLASS FOODS

1. Food awarded prizes at previous Edwards County Fairs are not eligible to exhibit.
2. Exhibit only non-perishable foods. For food safety purposes, any food with custard and dairy-based fillings and frostings (ex. Cream cheese), raw eggs, flavored oils, “canned” bread, or cakes in a jar, cut fresh fruit or any food requiring refrigeration (ex. Bacon) or unbaked exhibit with raw flour (ex. No bake cookies) will be disqualified and not judged.
3. No cream pies allowed.
4. All exhibits are to have a completed entry tag, but do NOT attach cards to products. Be sure to attach a food label to the bottom of the plate/cardboard on which the food is on.
5. Recipes are required for all exhibits and should be on an 8.5” x 11” white piece of paper.
6. Each class will be divided into age categories. Indicate on the entry tag.

7. Classes will be split according to amateur and professional; list on entry tag. A professional is anyone who sells baked items.
8. Remove baked products from baking pans and place on a heavy paper plate or a covered cardboard cut to fit the size of the product. Place food items in a clear plastic re-sealable bag.
9. All foam cakes shall be exhibited in an upright position with the top crust showing, not frosting.
10. Exhibit 3 cookies, 3 muffins, 3 rolls, etc.; cakes, breads, & pies are to be exhibited as a whole product. For exhibits such as snack mix, exhibit ½ cup in a re-sealable container.
11. Following the judging, all baked goods will be sold with the proceeds going to the 4-H Council.
12. For special foods contests, see the rules for that contest listed in the Fair Book.
13. Tricks with Mixes classes – Start with a mix and then create a baked item other than what the mix was intended.
14. Modified Food Product – a recipe nutritionally altered for the better.
15. A Grand Champion and a Reserve Grand Champion will be chosen for the division based on quality merits.

Butter/Shortening Cakes

- 200370 Layered Cake (frosted)
- 200371 Bundt Cake (glazed)
- 200372 Any Other Cake

Candies

- 200373 Divinity
- 200374 Fudge
- 200375 Peanut Brittle
- 200376 Candie (other)
- 200377 Candies (microwave)

Cookies (3 each)

- 200378 Drop Cookies
- 200379 Bar Cookies
- 200380 Rolled and Cut Cookies
- 200381 Sliced or Icebox Cookies
- 200382 Pressed/Molded Cookies
- 200383 Filled Cookies
- 200384 Other Cookies

Decorated Food Item

- 200385 Decorated Cupcake
- 200386 Decorated Layer Cake
- 200387 Decorated Sheet Cake

Foam Cake

- 200388 Angel Food Cake
- 200389 Other Foam Cake

Miscellaneous

- 200390 Modified Food Product
- 200391 Flop Class – Not Judged (a learning experience)

Pies

- 200392 Fruit Pie

Tricks with Mixes

- 200393 Cakes (frosted or unfrosted)
- 200394 Cookie/Bars
- 200395 Muffins/Breads
- 200396 Rolls
- 200397 Other



Quick Breads

- 200398 Loaf Nut Bread
- 200399 Loaf Fruit Bread
- 200400 Biscuits (3 each)
- 200401 Muffins (3 each)
- 200402 Doughnuts (3 each – unfrosted/unsugared)
- 200403 Other Quick Bread Product

Yeast Breads

- 200404 Loaf White Bread
- 200405 Loaf Whole Wheat Bread
- 200406 Other Loaf Bread
- 200407 French Bread Loaf
- 200408 Sweet Yeast Bread
- 200409 Fancy Yeast Bread
- 200410 Bread Machine Loaf
- 200411 Yeast White Rolls (3 each)
- 200412 Whole Wheat or Graham Rolls (3 each)
- 200413 Cinnamon Rolls (3 each)
- 200414 Raised Doughnuts (3 each, unfrosted/unsugared)
- 200415 Other Yeast Product

Miscellaneous Food Classes

- 200416 Table Setting
- 200417 Menu Planning (for 1 day)

DIVISION – OPEN CLASS FOOD PRESERVATION

1. See General Regulations – Open Class Section.
2. Food awarded prizes at previous Edwards County Fairs are not eligible to exhibit.
3. Each class will be divided into age categories. Indicate on the entry tag.
4. Exhibits must be clean and sealed in standard canning jars. Jars and lids need to be matching brands. No paraffin will be accepted.
5. Each jar must be labeled with a canning label. Label must contain: canning method, process time, altitude, and amount of pressure (if pressure method used).
6. The recommended method of processing must be used. Open kettle processed foods will not be accepted. Pickles, tomatoes, and sweet spreads must be finished by the water bath process; low-acid and meat products must be pressure processed. Processing methods that will be disqualified include: open kettle-canning, over-canning, sun-canning, and using electric multi-cookers. If you need information about safe canning, go to: <http://www.rrc.k-state.edu/preservation>. For more information on electric multi-cookers, see http://nchfp.uga.edu/publications/nchfp/factsheets/electric_cookers.html
7. Containers may be opened at the discretion of the judge.
8. Jelly must be in ½ pint or pint jars. All other products must be in pint or quart jars.
9. For dried foods, each exhibit will consist of 2 different dried foods according to the class entered.
10. Dried foods may be entered in a small jar or a clear plastic bag. Each food should be in a separate container. Suggested amount: 1/3 to ½ cup or 3-4 pieces per exhibit. All meat jerky must be cooked to 160 degrees F before or after drying.
11. **All entries must include a recipe and preparation steps.**
12. A Grand Champion and a Reserve Grand Champion will be chosen for the division based on quality merits.

Canned Fruit

- 200418 Any Fruit
- 200419 Other Fruit

Canned Vegetables

- 200420 Any Vegetable
- 200421 Tomatoes
- 200422 Tomato Products
- 200423 Other Vegetables

Jams/Butters

- 200424 Any Jam or Butter
- 200425 Other Jams or Butter

Jellies

- 200426 Any Fruit Jelly
- 200427 Other Jelly

Preserves

- 200428 Any Fruit Preserves
- 200429 Other Preserves

Pickles

- 200430 Bread & Butter
- 200431 Dill Cucumber
- 200432 Sweet Cucumber
- 200433 Relish
- 200434 Other Pickled Product

Dried Foods

- 200435 Fruit
- 200436 Vegetable
- 200437 Jerky or Meat
- 200438 Fruit Leather

**DIVISION – OPEN CLASS HORTICULTURE**

1. An entry tag must be completed for each exhibit and the variety of produce listed on it.
2. Each class will be divided into an age category; indicate on the entry tag.
3. Exhibits must have been grown by the exhibitor.
4. Exhibit only the number specified in each department.
5. Exhibitors may enter up to 6 different kinds of produce per class.
6. Exhibits will be judged on their freshness and value as a table product at the time of judging. Over-mature, wilted, or over-ripe produce will be penalized.
7. For guidelines to exhibit fruits and vegetables, go to: <https://bookstore.ksre.ksu.edu/pubs/c405.pdf>
8. Classes can be divided at the Superintendent's discretion.
9. A Grand Champion and Reserve Grand Champion will be chosen for the division based on quality merits.

Fruits

- 200450 Small Fruits – ½ pint box (ex. strawberries, blackberries, etc.)
- 200451 Tree Fruit – plate of 5 (ex. apples, pears, peaches, etc.)
- 200452 Grapes – plate of 2 bundles
- 200453 Other Fruit

Herbs

- 200454 Herbs – fresh cut
- 200455 Herbs - potted

Vegetables

- 200456 Small Vegetables – plate of 12 (ex. green or yellow beans, radishes, etc.)
- 200457 Medium Vegetables – plate of 5 (ex. cucumbers, tomatoes, beets, onions, etc.)
- 200458 Large Vegetables – plate of 1 (ex. watermelon, squash, cabbage, pumpkin, etc.)
- 200459 Other Vegetables
- 200460 Garden Display – exhibit consists of 5 different fresh vegetables; only 1 variety of a specific vegetable may be exhibited. Exhibit is limited to a 4' square space. The numbers of the 5 vegetables are the same as the classes (1 large, 5 medium, 12 small).

DIVISION – OPEN CLASS MARKET WHEAT SHOW

Sponsored by Offerle Coop Grain & Supply

1. **Wheat samples and Crop Data Cards are to be turned into the Extension Office by July 1st.**
2. All wheat exhibits must be produced in Edwards County during the present year.
3. All exhibits shall be COMBINE RUNS ONLY; samples shall consist of approximately 5 lbs. of wheat collected at the elevators in the county. If a producer has grain stored on the farm and wishes to enter, the County Agent should be notified for sample collection.
4. Any entry that has been hand-picked or screened will be disqualified.
5. Limitation of entries: Each farmer is limited to one (1) entry for each variety of wheat grown on the exhibitor's farm. A producer is someone recognized by the FSA (Farm Service Agency) as a tenant and/or landowner in the county.
6. All samples will be graded by the Kansas Grain Inspection Service in Dodge City.
7. Premiums and ribbons will be awarded for 1st through 3rd places for each class. In case of a tie, premiums will be added together and divided by the number of tying entrants.
8. A plaque will be presented to the overall winner prior to the 4-H Premium Auction at the County Fair. This plaque is displayed at the Edwards County Fair Building.

Samples will be judged by the following criteria:

Protein.....	225 points
Test Weight.....	200 points
Dockage.....	200 points
Shrunken/Broken Kernels.....	100 points
Crop Data Card.....	25 points
Variety (milling & baking)	250 points
Total possible.....	1000 points

WHEAT SHOW

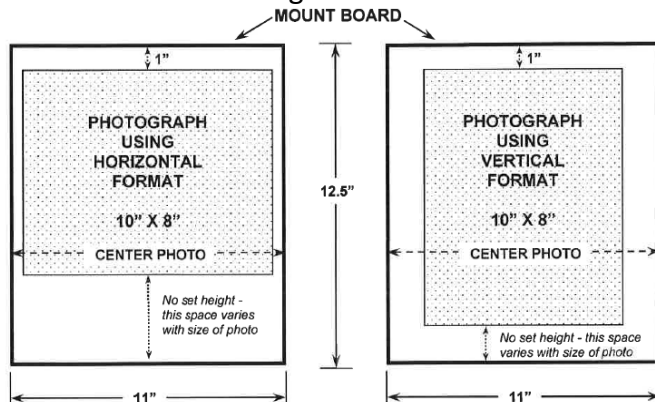
- 400000 All HRW Varieties
- 400001 All HRW Blends
- 400002 All Other Commercial Varieties
- 400003 All Westbred/Monsanto HRW Varieties
- 400004 All KSU Varieties
- 400005 All Public Varieties

Market Wheat Show: Special Elevator Division

1. Elevator sites are encouraged to collect samples of high-quality combine run wheat. (Do not let those high-test weight loads slip by!)
2. Market wheat samples collected by Edwards County elevators will be entered in the producer's name at the County Fair. **Samples and Variety Cards must be entered by July 1st.**
3. Special Elevator Division samples must be clearly identified by writing the elevator company name and site on the tag attached to the sample bag.
4. The elevator collecting the highest number of placing samples will determine which elevator site and its manager will be recognized with the special award. The special award is a traveling plaque to be displayed by the winning elevator and will list the producer's name, variety, year, and name of the elevator submitting the sample. Sponsored by Edwards County Fair Association, this award will be presented preceding the 4-H Premium Auction.

DIVISION – OPEN CLASS PHOTOGRAPHY

1. See General Regulations – Open Class Section.
2. An entry card should be made for each exhibit. On the back of the mount board, please list Name, Address, City, State, Zip, description of photo, and where the photo was taken.
3. Entries must be the product of the exhibitor and produced in the last 5 years.
4. Each class will be divided into age categories. List the age category on the entry tag.
5. Classes will be split according to amateur and professional; list on entry tag. A professional is anyone who sells or teaches photography.
6. Photos may be no larger than 8" x 10" and no smaller than 7" x 9" after trimming.
7. Photos are to be mounted across the narrow (11") dimension of an 11" x 12.5" sheet of white studio mount. The top edge of the print should be 1" below the top of the mount with the side of the print an equal distance from the sides of the mount. Studio mount may be purchased from the Extension Office. (No foam core board allowed.)
8. A permanent mount must be made by using photographic adhesive. Remove the white border from the enlargement before mounting.



9. To protect photo exhibits, it is strongly recommended that they be placed in a photo bag available from the Extension Office. Do NOT seal the bag.
10. Computer-manipulated photos do not include normal cropping, enlargement, or color intensity treatment. The photo must be an original taken by the exhibitor. The exhibitor must provide a small (4"x6") copy of the original photo.

11. The black and white class is for black and white prints only. Monochromatic prints, including sepia prints, are considered color photos and must be entered in the appropriate color photo class.
12. Digital Composite Image: Finished photo must be created from two or more original sources created by the exhibitor. HDR photos do not qualify for this class. Photos will be judged on photographic merit as well as manipulation technique and process.
13. Framed photography is only permitted in the designated class for framed prints. Frames will not be judged, but should be suitable for photography and ready to hang.
14. No dates on photographs.
15. A Grand Champion and a Reserve Grand Champion will be chosen for the division based on quality merits.

Color Pictures

- 200480 Portrait (a person/animal posed and close-up)
- 200481 Animal
- 200482 Scenic (land, sea, or sky with a definite point of interest)
- 200483 Plants
- 200484 Action (obvious action in picture)
- 200485 Children
- 200486 Other

Black & White Pictures

- 200487 Portrait (a person/animal posed and close-up)
- 200488 Animal
- 200489 Scenic (land, sea, or sky with a definite point of interest)
- 200490 Plants
- 200491 Action (obvious action in picture)
- 200492 Children
- 200493 Other

Miscellaneous Photography

- 200494 Computer-Manipulated Photo
- 200495 Photo Using an App
- 200497 iPhoneography (the art of creating pictures with a mobile device)
- 200498 Other Photo

DIVISION – OPEN CLASS WOODS & METAL WORK

1. See General Regulations – Open Class Section.
2. Open to all ages. Each class will be divided into age categories. Indicate on the entry tag.
3. A drawing or plan is preferred for all exhibits. It may be the original blueprint or a hand drawing; show dimensions. Indicate if an item is an original or another's design.
4. Attach an entry tag card to the exhibit.
5. A Grand Champion and Reserve Grand Champion will be chosen for the division based on quality merits.

METAL WORK

- 200510 Welded Item
- 200511 Other Metal Work

WORKWORK

- 200512 Woodwork Item
- 200513 Refinished Woodwork
- 200514 Reclaimed Wood Item

EDWARDS COUNTY FAIR

SPECIAL CONTESTS

DIVISION - BARN QUILT CONTEST

Sponsored by Kinsley Tire

Requirement:

1. Open to all ages.
2. See General Regulations – Open Class Section.
3. Must be a 2' x 2' square. Display cannot be on point (diamond-shaped) – due to display limitations.
4. Needs to be prepared for hanging. Participants must supply hooks (cup hooks or “j” hooks 2” from the top edge of the quilt. The participant is responsible for using the correct size of hooks according to weight.
5. Must be on 3/8” or ½” thick exterior durable material. MDO (medium density overlay) board is recommended.
6. The decision of the judges will be final.
7. All entries will be on display.
8. 1st, 2nd, and 3rd place ribbons and premiums will be given.

Recommendations:

- Use MDO (medium density overlay) board.
- Prime board with two coats of primer.
- Use latex enamel paint.
- Original designs are encouraged. If copied, credit should be given.

Barn Quilt Contest Class

300000 Barn Quilt Contest

DIVISION - CHOCOLATE LAYER CAKE CONTEST

Sponsored by Romano's Pizza

1. See Open Class General Rules in the Fair Book.
2. Open to all ages.
3. Entries must be entered during exhibit check-in according to the Fair Schedule.
4. Must follow food safety guidelines listed under General Rules.
5. Recipes (cake & frosting) must be included with the entry on an 8.5” x 11” paper.
6. Once a person wins with a given recipe, they may not enter that recipe again.
7. Only commercially processed flour may be used.
8. Contest is for Chocolate Layer Cake entries only.
9. A heavy-weight disposable plate must be used with the name of the exhibitor on the bottom. Labels are available from the Extension Office or the Fair Office.
10. All entries will be on display during the fair.
11. The decision of the judges is final.
12. Prize money will be awarded to 1st, 2nd, and 3rd place entries.

13. The 1st place entry will have the option to be sold at the 4-H Premium Auction, with the proceeds to go to the Edwards County Fair Association. All other entries become the property of the Edwards County Fair Association and will be sold at the Concession Stand following Food judging.

Chocolate Layer Cake Contest Class

300100 Chocolate Layer Cake Contest

DIVISION - LEGO BUILDING SHOWCASE

Sponsored by Farmers Bank & Trust

- The object of the Expo/Showcase is to create an item or set made with any type of toy building block/brick: wooden blocks, Lincoln logs, LEGO, Duplo, Mega Blocks, KRE-O, etc.
- Age Group:
 - Pre-Builders – Under the age of 6
 - Jr. Builders – Ages 7-12
 - Builders – Ages 13-18

Classes in each age division:

1. The item or set must be the work of the entrant.
2. Items and sets will be judged by the consultation method. (First, document your project in a step-by-step, photo, or video.) All entries will be judged on the basis of the following criteria: clarity, ingenuity, creativity, and quality of presentation.
3. Entries must NOT contain anything that is or may be: (i) threatening, harassing, degrading or hateful; (ii) defamatory; (iii) fraudulent or tortious; (iv) obscene, indecent or otherwise objectionable; (v) deemed to cause feelings of disharmony, enmity, hatred or hostility between different religious or racial groups; (vi) protected by copyright, trademark, patents, utility models, design patents or other proprietary right without the express prior written consent of the owner of such right; or (vii) dangerous or potentially dangerous, or that would encourage dangerous behavior from viewers, such as use of explosives and/or harmful substances.
4. Entries must not contain any material that would give rise to criminal or civil liability or that encourages conduct that constitutes a criminal offense.

Lego Building Showcase Classes

300200	Kit Item (must include plans)
300201	Kit Set (must include plans)
300202	Original Design Item
300203	Original Design Set

DIVISION - QUILT BLOCK CONTEST

Sponsored by Bossy Sister Quilting and Crop-Pro Inc

Participants will purchase a quilt block kit from the Fair Board. Kits will be available from the Extension Office, 212 East 6th Street, Kinsley, KS 67547.

Rules for the contest are:

1. Make a quilt block of contemporary or traditional design using any technique or pattern of your choice. Quilt blocks need to be a pieced block (no appliqué blocks will be accepted).
2. The exhibitor may enter any number of quilt blocks.
3. Quilt block kits may be purchased (\$5.00) from the Fair Board through the Extension Office.

4. All 3 fabrics must be used in the block. A 4th fabric may be added at your cost; 4th fabric options are available at Bossy Sister Quilting.
5. Finished blocks must measure 12.5" x 12.5". (raw edge to raw edge)
6. Blocks must NOT be quilted.
7. Contest is open to the public (professional or amateur).
8. Completed quilt blocks will be entered during entry check-in day at the Edwards County Fair.
9. Blocks will be judged by the clothing construction judge on the following criteria: workmanship, best use of fabric, visual impact, design, and the technique used.
10. All blocks become the property of the Edwards County Fair Association. A quilt will be constructed from the blocks and sold at auction at the next Edwards County Fair. Proceeds from the quilt will go to the Fair Improvement Fund.
11. Prizes to be awarded are: 1st, 2nd, and 3rd place for construction.

Quilt Block Contest Classes

300300 Quilt Block Contest

DIVISION - RURAL LIFE PHOTO CONTEST

Sponsored by Schaller Bros Liquor

1. See General Rules – Open Class Division
2. See Photography Rules – 4-H Division and Open Class Division
3. Photos must have the rural life theme.
4. Open to all ages.
5. One entry per person.
6. The photo must be the work of the entrant.
7. Photos may be no larger than 8"x 10" and no small than 7"x 9".
8. Photos must be mounted according to 4-H and Open Class Photography division rules.
9. Photos are to be entered during Open Class/4-H exhibit entry according to the Fair schedule.
10. Prize money will be awarded to 1st, 2nd, and 3rd place entries.

Rural Life Photo Contest Class

300400 Rural Life Photo Contest

DIVISION - YOUTH PHOTOGRAPHY CONTEST

Sponsored by Kinsley PRIDE Committee

1. See General Rules – Open Class Division
2. See Photography Rules – 4-H Division and Open Class Division
3. The theme is "All About Green".
4. Open to all Edwards County youth up to and including 18 years of age.
5. One entry per person.
6. The photo must be the work of the entrant.
7. Photos may be no larger than 8"x 10" and no small than 7"x 9".
8. Photos must be mounted according to 4-H and Open Class Photography division rules.
9. Photos are to be entered during Open Class/4-H exhibit entry according to the Fair schedule.
10. Prize money will be awarded to 1st, 2nd, and 3rd place entries.

Youth Photo Contest Class

300500 Youth Photo Contest

DIVISION - CHERRY PIE CONTEST

Sponsored by Kinsley PRIDE Committee

1. See Open Class General Rules in the Fair Book.
2. Open to all ages.
3. Entries must be entered during exhibit check-in according to the Fair Schedule.
4. Entries must follow the food safety guidelines listed in the General Rules in the Fair Book.
5. Recipes for both filling and crust must be included with the entry on an 8.5" x 11" paper.
6. Only 2-crust pie entries will be accepted.
7. The decision of the judge will be final.
8. Prize money will be awarded to the winners; 1st Place \$60.00, 2nd Place \$40.00, 3rd Place \$20.00.
9. First-place entry will be sold at the 4-H Premium Auction. A new product is required for the auction. Proceeds will go to the Edwards County Fair Association. All other entries become the property of the Fair Association and will be sold at the food sale.

Cherry Pie Contest Class

300600 Cherry Pie Contest

DIVISION - SOURDOUGH BREAD CONTEST

Sponsored by Ample Electric

1. See Open Class General Rules in the Fair Book.
2. Open to all ages.
3. Entries must be entered during exhibit check-in according to the Fair Schedule.
4. Entries must follow the food safety guidelines listed in the General Rules in the Fair Book.
5. Recipe must be included with the entry on an 8.5" x 11" paper.
6. An entry must be two (2) loaves.
7. The decision of the judge will be final.
8. Prize money will be awarded to the winners; 1st Place \$60.00, 2nd Place \$40.00, 3rd Place \$20.00.
9. First-place entry will be sold at the 4-H Premium Auction. A new product is required for the auction. Proceeds will go to the Edwards County Fair Association. All other entries become the property of the Fair Association and will be sold at the food sale.

Sourdough Bread Contest Class

300700 Sourdough Bread Contest